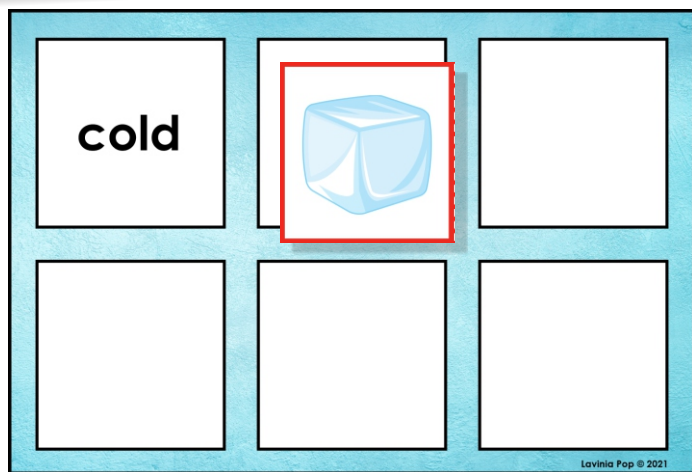



hot & cold

SORTING ACTIVITY

2 sorting mats | 10 pictures to sort | recording page









Name: _____

Lavinia Pop © 2021

SORTING HOT & COLD

RECORDING PAGE

Highlight the correct box for each object.

	<table border="1"><tr><td>hot</td></tr><tr><td>cold</td></tr></table>	hot	cold		<table border="1"><tr><td>hot</td></tr><tr><td>cold</td></tr></table>	hot	cold
hot							
cold							
hot							
cold							
	<table border="1"><tr><td>hot</td></tr><tr><td>cold</td></tr></table>	hot	cold		<table border="1"><tr><td>hot</td></tr><tr><td>cold</td></tr></table>	hot	cold
hot							
cold							
hot							
cold							
	<table border="1"><tr><td>hot</td></tr><tr><td>cold</td></tr></table>	hot	cold		<table border="1"><tr><td>hot</td></tr><tr><td>cold</td></tr></table>	hot	cold
hot							
cold							
hot							
cold							
	<table border="1"><tr><td>hot</td></tr><tr><td>cold</td></tr></table>	hot	cold		<table border="1"><tr><td>hot</td></tr><tr><td>cold</td></tr></table>	hot	cold
hot							
cold							
hot							
cold							
	<table border="1"><tr><td>hot</td></tr><tr><td>cold</td></tr></table>	hot	cold		<table border="1"><tr><td>hot</td></tr><tr><td>cold</td></tr></table>	hot	cold
hot							
cold							
hot							
cold							



Name: Lavinia

SORTING HOT & COLD RECORDING PAGE

Highlight the correct box for each object.

	hot cold		hot cold
	hot cold		hot cold
	hot cold		hot cold
	hot cold		hot cold
	hot cold		hot cold

hot |  |

cold |  |












 Kinder-Resources.com

Thank you for downloading this product; I hope you will enjoy using it and that it will be a valuable resource for you! I value your feedback, so please don't hesitate to contact me if you have any concerns whatsoever as I will endeavour to address them. And if you like what I've done, please let me know by leaving feedback at my online store :)

Lavinia

lavinia@kinder-resources.com

ILLUSTRATIONS Kari Bolt, Little Red, Hidesy's Clipart, Dancing Crayon Designs, Whimsy Clips, PartyHead Graphics, Ramona Majdis, Zip-a-Dee-doo-dah-Designs, Bunny on a Cloud, Krista Wallden - Creative Clips, Creating4 the Classroom, Rainbow Sprinkle Studio - Sasha Mitten, First Class Clipart, Erin Colleen Design

[teacherspayteachers.com/Store/Kari-Bolt](https://www.teacherspayteachers.com/Store/Kari-Bolt) [teacherspayteachers.com/Store/Littered](https://www.teacherspayteachers.com/Store/Littered) [teacherspayteachers.com/Store/Hidesys-Clipart](https://www.teacherspayteachers.com/Store/Hidesys-Clipart)
[dancingcrayon.com](https://www.dancingcrayon.com) [teacherspayteachers.com/Store/Whimsy-Clips](https://www.teacherspayteachers.com/Store/Whimsy-Clips) [teacherspayteachers.com/StorePartyhead-Graphics](https://www.teacherspayteachers.com/Store/Partyhead-Graphics)
[teacherspayteachers.com/Store/Ramona-Majdis](https://www.teacherspayteachers.com/Store/Ramona-Majdis) [teacherspayteachers.com/Store/Zip-a-dee-doo-dah-Designs](https://www.teacherspayteachers.com/Store/Zip-a-dee-doo-dah-Designs)
[teacherspayteachers.com/Store/Bunny-On-A-Cloud](https://www.teacherspayteachers.com/Store/Bunny-On-A-Cloud) [teacherspayteachers.com/Store/Krista-Wallden-Creative-Clips](https://www.teacherspayteachers.com/Store/Krista-Wallden-Creative-Clips)
[teacherspayteachers.com/Store/Creating4-The-Classroom](https://www.teacherspayteachers.com/Store/Creating4-The-Classroom) [teacherspayteachers.com/Store/Rainbow-Sprinkle-Studio-Sasha-Mitten](https://www.teacherspayteachers.com/Store/Rainbow-Sprinkle-Studio-Sasha-Mitten)
[teacherspayteachers.com/Store/First-Class-Clipart](https://www.teacherspayteachers.com/Store/First-Class-Clipart) [teacherspayteachers.com/Store/Erin-Colleen-Design](https://www.teacherspayteachers.com/Store/Erin-Colleen-Design)

This packet contains Images used under license from Shutterstock.com

FONTS [schoolfonts.com.au](https://www.schoolfonts.com.au) [teacherspayteachers.com/Store/Kimberly-Geswein-Fonts](https://www.teacherspayteachers.com/Store/Kimberly-Geswein-Fonts)
[teacherspayteachers.com/Store/Ramonam-Graphics](https://www.teacherspayteachers.com/Store/Ramonam-Graphics)

PRINTING TIP This resource has been designed for printing on A4-sized paper. If you are printing on a different size, select "shrink to printable area" or "print to fit page" (or a similar option) in order for the contents of this unit to print correctly.

Copyright © 2021 by Lavinia Pop - All rights reserved by author.

Purchase of this item entitles the purchaser the right to reproduce the pages for personal and classroom use. Duplication for other classes, an entire school or commercial purposes is strictly prohibited without written permission from the author. Minor editing is permitted only for personal use, however the document remains under copyright even when edited. Posting this item in whole or in part on the Internet in any form is strictly prohibited and is a violation of the Digital Millennium Copyright Act (DMCA).

Please be fair and don't share! If you are not the original purchaser of this file, please visit my store to purchase a copy. [Kinder-Resources.com](https://www.Kinder-Resources.com)

let's connect!



[Kinder-Resources.com](https://www.Kinder-Resources.com)



facebook.com/KinderResources



instagram.com/laviniapop_kinder_resources



pinterest.com/laviniapop

INTRODUCTION

Make learning about temperature fun with the **Hot and Cold Sorting activity!** Children will sort picture cards into the correct category—either hot or cold—while building their understanding of temperature concepts.

What's Included:

- **2 category mats:** One labeled "Hot" and one labeled "Cold."
- **10 picture cards:** Featuring various items associated with either hot or cold temperatures.
- **Recording page:** Children highlight either "hot" or "cold" next to each picture.

How to Use:

- **Setup:** Print, laminate, and cut out the category mats and picture cards for durability.
- **Activity:** Children will examine the picture cards and decide if the item belongs in the "Hot" or "Cold" category, placing the card on the corresponding mat.

Educational Benefits:



- **Categorization skills:** Develops the ability to classify and sort items based on characteristics.
- **Vocabulary building:** Expands children's understanding of words related to temperature.
- **Critical thinking:** Encourages thoughtful decision-making as children sort items.

Happy Teaching :)

SORTING HOT & COLD

I can

- 1 Pick up a picture card and say the name of the picture.
- 2 Sort it to the correct mat.
- 3 Record my work.










Lavinia Pop © 2021

Name: _____ Lavinia Pop © 2021

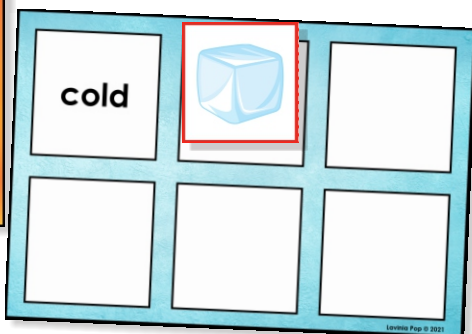
SORTING HOT & COLD RECORDING PAGE

Highlight the correct box for each object.

	hot cold		hot cold
	hot cold		hot cold
	hot cold		hot cold
	hot cold		hot cold
	hot cold		hot cold

FIRE SAFETY

Sorting Hot & Cold










Lavinia Pop © 2021

Name: _____ Lavinia Pop © 2021

SORTING HOT & COLD RECORDING PAGE

Highlight the correct box for each object.

	hot cold		hot cold
	hot cold		hot cold
	hot cold		hot cold
	hot cold		hot cold
	hot cold		hot cold