

# Number Sense


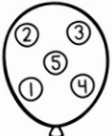

## Worksheets & Center Activity



0-10

Name: \_\_\_\_\_

Lavinia Pop © 2012

Cut out the numbers and items and paste them in the correct boxes.


			
			

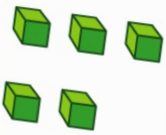
5            nine


Lavinia Pop © 2012


5

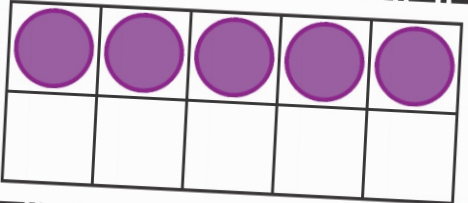
five













**Thank you** for downloading this product; I hope you will enjoy using it and that it will be a valuable resource for you! I value your feedback, so please don't hesitate to contact me if you have any concerns whatsoever as I will endeavour to address them. And if you like what I've done, please let me know by leaving feedback at my online store :)

Lavinia

[lavinia@kinder-resources.com](mailto:lavinia@kinder-resources.com)

**ILLUSTRATIONS** Kari Bolt, Little Red, Hidesy's Clipart, Dancing Crayon Designs, Whimsy Clips, PartyHead Graphics, Ramona Majdis, Zip-a-Dee-doo-dah-Designs, Bunny on a Cloud, Krista Wallden - Creative Clips, Creating4 the Classroom, Rainbow Sprinkle Studio - Sasha Mitten, First Class Clipart, Erin Colleen Design

[teacherspayteachers.com/Store/Kari-Bolt](http://teacherspayteachers.com/Store/Kari-Bolt)   [teacherspayteachers.com/Store/Littered](http://teacherspayteachers.com/Store/Littered)   [teacherspayteachers.com/Store/Hidesys-Clipart](http://teacherspayteachers.com/Store/Hidesys-Clipart)  
[dancingcrayon.com](http://dancingcrayon.com)   [teacherspayteachers.com/Store/Whimsy-Clips](http://teacherspayteachers.com/Store/Whimsy-Clips)   [teacherspayteachers.com/StorePartyhead-Graphics](http://teacherspayteachers.com/StorePartyhead-Graphics)  
[teacherspayteachers.com/Store/Ramona-Majdis](http://teacherspayteachers.com/Store/Ramona-Majdis)   [teacherspayteachers.com/Store/Zip-a-dee-doo-dah-Designs](http://teacherspayteachers.com/Store/Zip-a-dee-doo-dah-Designs)  
[teacherspayteachers.com/Store/Bunny-On-A-Cloud](http://teacherspayteachers.com/Store/Bunny-On-A-Cloud)   [teacherspayteachers.com/Store/Krista-Wallden-Creative-Clips](http://teacherspayteachers.com/Store/Krista-Wallden-Creative-Clips)  
[teacherspayteachers.com/Store/Creating4-The-Classroom](http://teacherspayteachers.com/Store/Creating4-The-Classroom)   [teacherspayteachers.com/Store/Rainbow-Sprinkle-Studio-Sasha-Mitten](http://teacherspayteachers.com/Store/Rainbow-Sprinkle-Studio-Sasha-Mitten)  
[teacherspayteachers.com/Store/First-Class-Clipart](http://teacherspayteachers.com/Store/First-Class-Clipart)   [teacherspayteachers.com/Store/Erin-Colleen-Design](http://teacherspayteachers.com/Store/Erin-Colleen-Design)

This packet contains Images used under license from Shutterstock.com

**FONTS** [schoolfonts.com.au](http://schoolfonts.com.au)   [teacherspayteachers.com/Store/Kimberly-Geswein-Fonts](http://teacherspayteachers.com/Store/Kimberly-Geswein-Fonts)  
[teacherspayteachers.com/Store/Ramonam-Graphics](http://teacherspayteachers.com/Store/Ramonam-Graphics)

**PRINTING TIP** This resource has been designed for printing on A4-sized paper. If you are printing on a different size, select "shrink to printable area" or "print to fit page" (or a similar option) in order for the contents of this unit to print correctly.

Copyright © 2012 by Lavinia Pop - All rights reserved by author.

Purchase of this item entitles the purchaser the right to reproduce the pages for personal and classroom use. Duplication for other classes, an entire school or commercial purposes is strictly prohibited without written permission from the author. Minor editing is permitted only for personal use, however the document remains under copyright even when edited. Posting this item in whole or in part on the Internet in any form is strictly prohibited and is a violation of the Digital Millennium Copyright Act (DMCA).

Please be fair and don't share! If you are not the original purchaser of this file, please visit my store to purchase a copy. [Kinder-Resources.com](http://Kinder-Resources.com)

let's connect!



[Kinder-Resources.com](http://Kinder-Resources.com)



[facebook.com/KinderResources](http://facebook.com/KinderResources)



[instagram.com/laviniapop\\_kinder\\_resources](http://instagram.com/laviniapop_kinder_resources)



[pinterest.com/laviniapop](http://pinterest.com/laviniapop)

# Introduction

Boost number sense with the **0-10 Number Sorting Activity** packet! This comprehensive resource is designed to help children strengthen their understanding of numbers 0-10 through engaging cut and paste worksheets and hands-on number sorting activities.

## What's Included

- **11 cut and paste worksheets:** Fun and interactive activities for sorting and identifying numbers in different representations.
- **11 number mats with sorting cards:** Ideal for center based activities where children match numbers and their representations.
- **Number representations:** Each worksheet and card features numbers represented through: number words, base ten blocks, ten frames, dice, counting fingers, tally marks, numerals.

## How to Use

- **Set Up:** Choose which mat version you would like to use for the center activity (with images or with words). Print, cut, and laminate the mats and number cards for durability. Optionally, attach Velcro to the back of the cards and mats to make it easier to keep the cards in place once sorted.
- **Activity Instructions:**
  - Beginner Level:** Start with one mat and its corresponding number cards to help children familiarize themselves with the activity.
  - Advanced Level:** Gradually introduce multiple mats and their cards, encouraging children to sort and match multiple sets.
  - Follow-Up:** Use the worksheets for additional number recognition and sorting practice.

## Educational Benefits

- **Number sense development:** Helps children build a solid foundation by recognizing numbers in multiple forms.
- **Visual and numerical connections:** Encourages understanding of how numbers relate to quantities and symbols.

Perfect for Kindergarten, and early elementary classrooms, this packet offers a blend of independent practice and group activities to solidify foundational number skills.


Happy Teaching! :)


Name: \_\_\_\_\_


Lavinia Pop © 2012

--



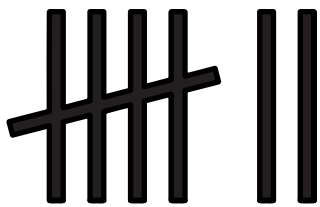
Cut out the numbers and items and paste them in the correct boxes.




		



--	--	--



**zero**




**0**

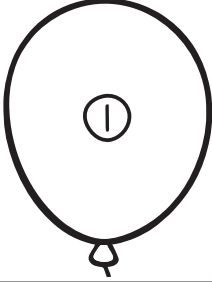
Name:


Lavinia Pop © 2012

--

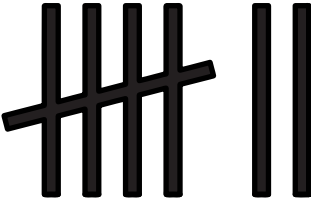






Cut out the numbers and items and paste them in the correct boxes.





--	--	--

			<b>one</b>
			

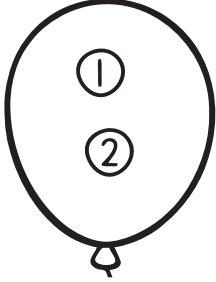
Name: \_\_\_\_\_


Lavinia Pop © 2012

--

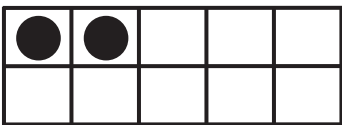







Cut out the numbers and items and paste them in the correct boxes.





--	--	--

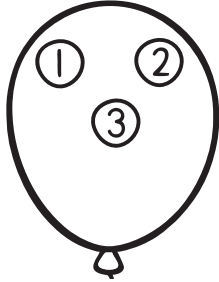
Name: \_\_\_\_\_


Lavinia Pop © 2012

--






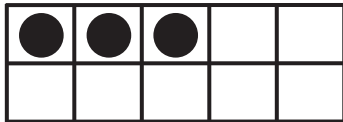
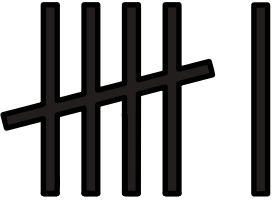
Cut out the numbers and items and paste them in the correct boxes.





--	--	--

			<b>three</b>
			

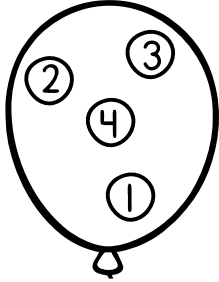
Name: \_\_\_\_\_


Lavinia Pop © 2012

--



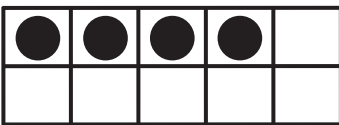




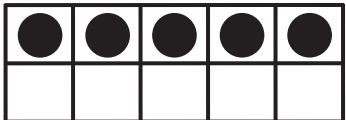
Cut out the numbers and items and paste them in the correct boxes.




		



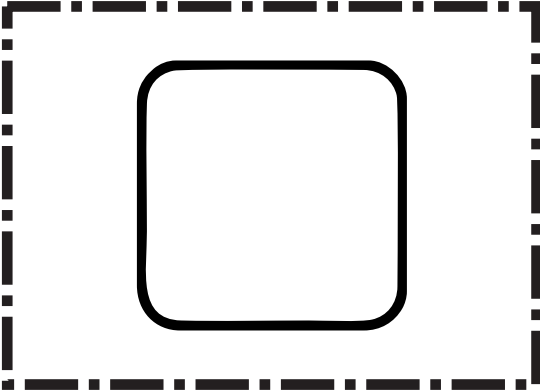


--	--	--


			
			



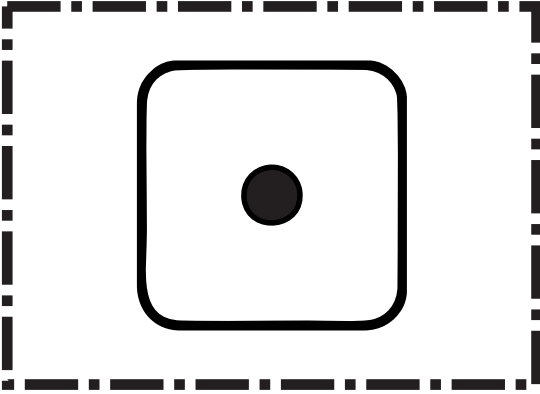

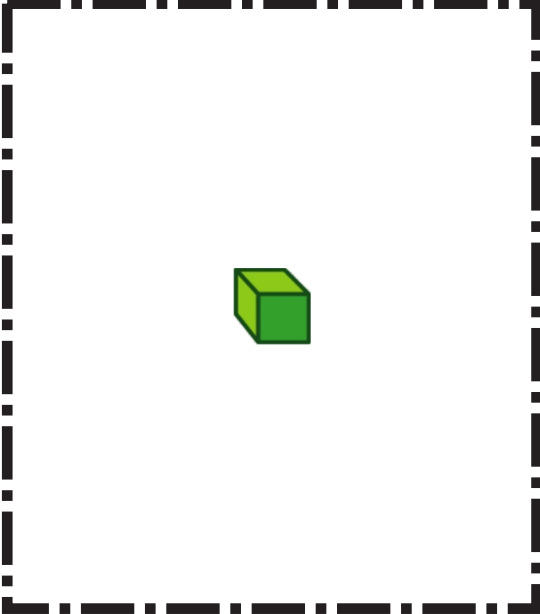



zero

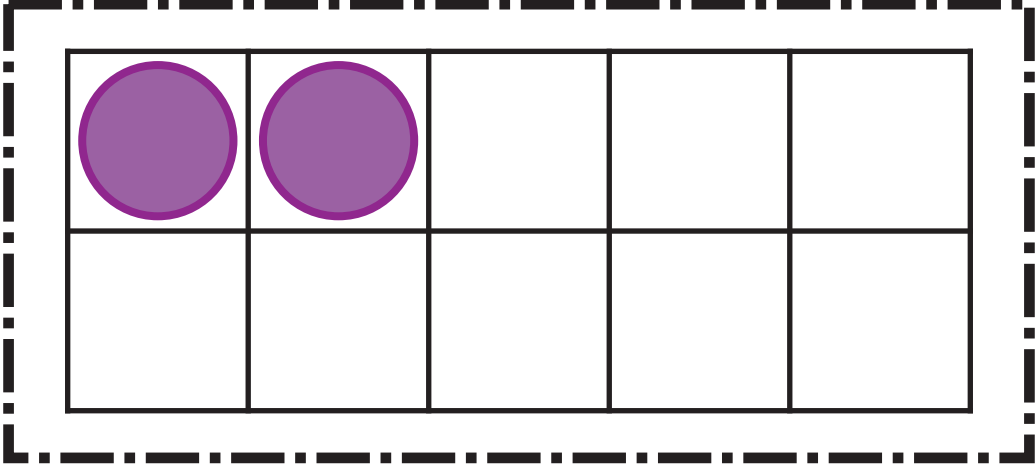
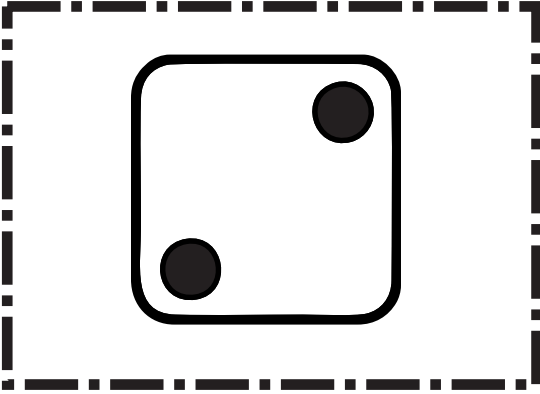

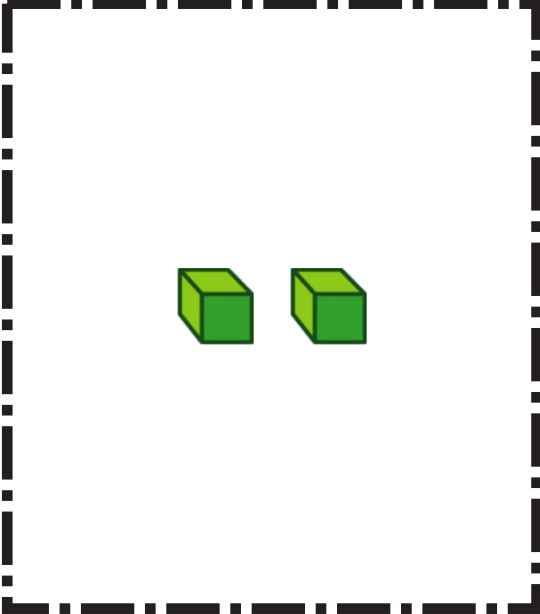


one

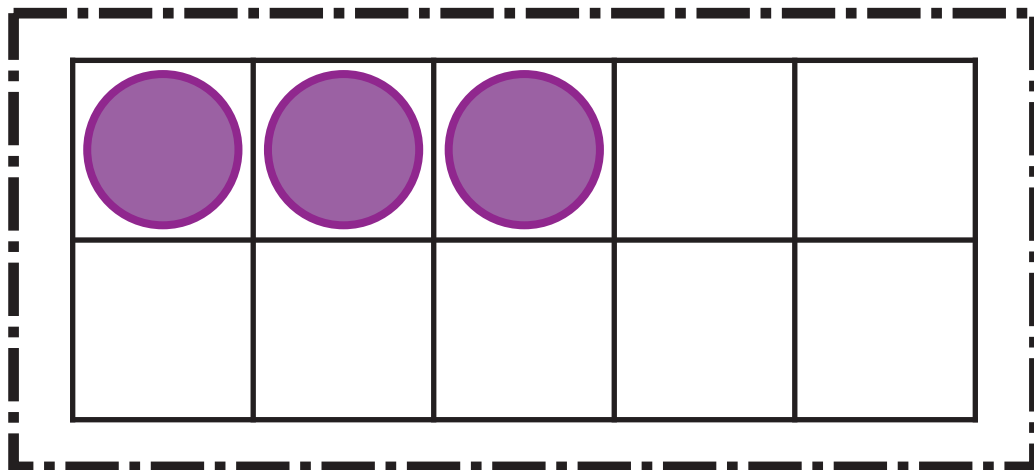


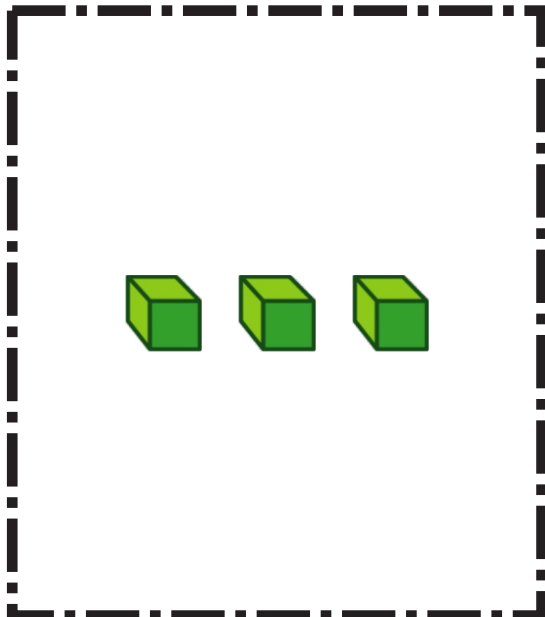






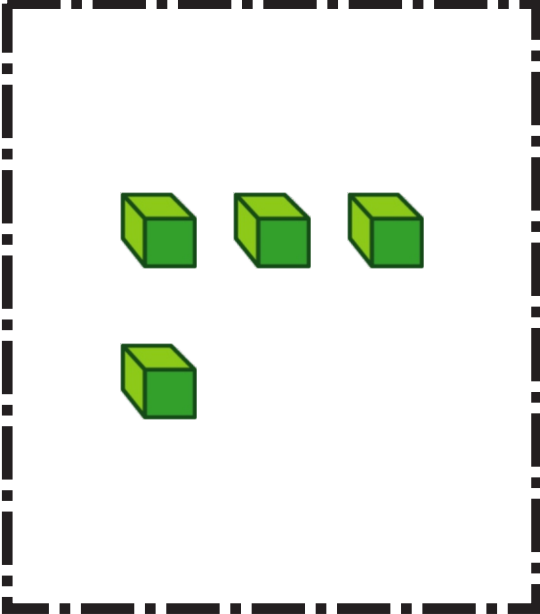






three









four





one




numeral

number  
word

tally  
marks

place  
value



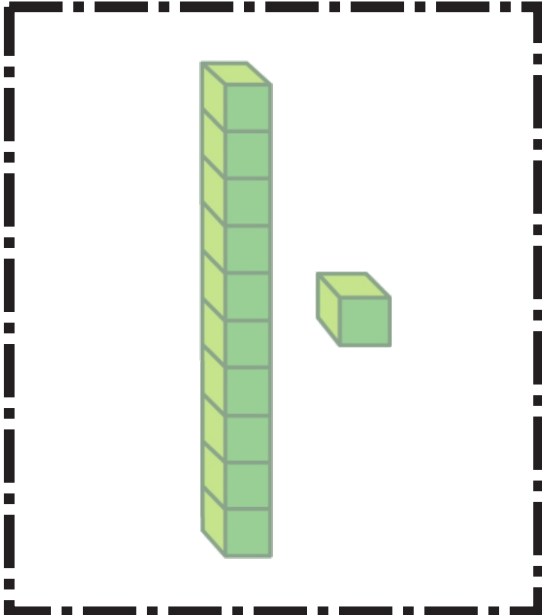

fingers

dice

ten frame



one






numeral

number  
word

tally  
marks

place  
value

fingers

dice

ten frame