

# gingerbread

# CIRCLE TIME

5  
LESSONS

circle time plans | songs | posters | activities | printables

Lavinia Pop

# Gingerbread

## PRESCHOOL CIRCLE TIME

5 lesson plans | songs | posters | activities | printables

**6 Five Gingerbread Men**  
The Kiboomers

No gingerbread men lying on a tray,  
They all jumped up and ran away  
Oh how I wish they had stayed with me to play  
Next time I'll eat them up before they run away  
The gingerbread men, the gingerbread men

**5 Five Gingerbread Men**  
The Kiboomers

Just one gingerbread man lying on a tray  
He jumped up and ran away  
Shouting "Catch me, catch me, catch me if you can..."

**4 Five Gingerbread Men**  
The Kiboomers

Two gingerbread men lying on a tray,  
One jumped up and ran away,  
Shouting "Catch me, catch me, catch me if you can..."  
I run really fast, I'm the gingerbread man!

**3 Five Gingerbread Men**  
The Kiboomers

Three gingerbread men lying on a tray,  
One jumped up and ran away,  
Shouting "Catch me, catch me, catch me if you can..."  
I run really fast, I'm the gingerbread man!

**2 Five Gingerbread Men**  
The Kiboomers

Four gingerbread men lying on a tray,  
One jumped up and ran away,  
Shouting "Catch me, catch me, catch me if you can..."  
I run really fast, I'm the gingerbread man!

**1 Five Gingerbread Men**  
The Kiboomers

Five gingerbread men lying on a tray,  
One jumped up and ran away,  
Shouting "Catch me, catch me, catch me if you can..."  
I run really fast, I'm the gingerbread man!  
The gingerbread man, the gingerbread man,  
I run really fast, I'm the gingerbread man!"

**Day 4 Activity: Gingerbread Science Graph**

What will happen to the Gingerbread Man?

Get Mushy

Stay the Same

**Gingerbread Man**

eyebrow head eye mouth candy buttons leg

**Thank you** for downloading this product; I hope you will enjoy using it and that it will be a valuable resource for you! I value your feedback, so please don't hesitate to contact me if you have any concerns whatsoever as I will endeavour to address them. And if you like what I've done, please let me know by leaving feedback at my online store :)

Lavinia

[lavinia@kinder-resources.com](mailto:lavinia@kinder-resources.com)

**ILLUSTRATIONS** Kari Bolt, Erin Colleen Design, Little Red, Whimsy Clips, PartyHead Graphics, Ramona Majdis, Zip-a-Dee-doo-dah-Designs, Bunny on a Cloud, Krista Wallden - Creative Clips, Creating4 the Classroom, Rainbow Sprinkle Studio - Sasha Mitten, First Class Clipart, ClipArtisan, Muggy Studio

[teacherspayteachers.com/Store/Kari-Bolt](https://www.teacherspayteachers.com/Store/Kari-Bolt)    [teacherspayteachers.com/Store/Erin-Colleen-Design](https://www.teacherspayteachers.com/Store/Erin-Colleen-Design)  
[teacherspayteachers.com/Store/Littlered](https://www.teacherspayteachers.com/Store/Littlered)    [teacherspayteachers.com/Store/Whimsy-Clips](https://www.teacherspayteachers.com/Store/Whimsy-Clips)    [teacherspayteachers.com/Store/Partyhead-Graphics](https://www.teacherspayteachers.com/Store/Partyhead-Graphics)  
[teacherspayteachers.com/Store/Ramona-Majdis](https://www.teacherspayteachers.com/Store/Ramona-Majdis)    [teacherspayteachers.com/Store/Zip-a-dee-doo-dah-Designs](https://www.teacherspayteachers.com/Store/Zip-a-dee-doo-dah-Designs)  
[teacherspayteachers.com/Store/Bunny-On-A-Cloud](https://www.teacherspayteachers.com/Store/Bunny-On-A-Cloud)    [teacherspayteachers.com/Store/Krista-Wallden-Creative-Clips](https://www.teacherspayteachers.com/Store/Krista-Wallden-Creative-Clips)  
[teacherspayteachers.com/Store/Creating4-The-Classroom](https://www.teacherspayteachers.com/Store/Creating4-The-Classroom)    [teacherspayteachers.com/Store/Rainbow-Sprinkle-Studio-Sasha-Mitten](https://www.teacherspayteachers.com/Store/Rainbow-Sprinkle-Studio-Sasha-Mitten)  
[teacherspayteachers.com/Store/First-Class-Clipart](https://www.teacherspayteachers.com/Store/First-Class-Clipart)    [etsy.com/au/shop/ClipArtisan](https://www.etsy.com/au/shop/ClipArtisan)    [teacherspayteachers.com/Store/Muggy-Studio](https://www.teacherspayteachers.com/Store/Muggy-Studio)

This packet contains Images used under license from Shutterstock.com

**FONTS** [schoolfonts.com.au](https://www.schoolfonts.com.au)    [teacherspayteachers.com/Store/Kimberly-Geswein-Fonts](https://www.teacherspayteachers.com/Store/Kimberly-Geswein-Fonts)  
[teacherspayteachers.com/Store/Ramonam-Graphics](https://www.teacherspayteachers.com/Store/Ramonam-Graphics)

**PRINTING TIP** This resource has been designed for printing on A4-sized paper. If you are printing on a different size, select "shrink to printable area" or "print to fit page" (or a similar option) in order for the contents of this unit to print correctly.

Copyright © 2024 by Lavinia Pop - All rights reserved by author.

Purchase of this item entitles the purchaser the right to reproduce the pages for personal and classroom use. Duplication for other classes, an entire school or commercial purposes is strictly prohibited without written permission from the author. Minor editing is permitted only for personal use, however the document remains under copyright even when edited. Posting this item in whole or in part on the Internet in any form is strictly prohibited and is a violation of the Digital Millennium Copyright Act (DMCA).

Please be fair and don't share! If you are not the original purchaser of this file, please visit my store to purchase a copy. [Kinder-Resources.com](https://www.Kinder-Resources.com)

let's connect!



[Kinder-Resources.com](https://www.Kinder-Resources.com)



[facebook.com/KinderResources](https://facebook.com/KinderResources)



[instagram.com/laviniapop\\_kinder\\_resources](https://instagram.com/laviniapop_kinder_resources)



[pinterest.com/laviniapop](https://pinterest.com/laviniapop)



# Introduction

Bring the magic of gingerbread to life in your preschool classroom with our Gingerbread Preschool Circle Time Plan! This thoughtfully designed plan immerses young learners in a week of interactive, hands-on activities focused on storytelling, sensory exploration, creativity, and problem-solving. Through captivating gingerbread-themed stories, songs, games, and crafts, children will develop essential early learning skills while engaging in festive fun.

Each day, preschoolers will discover new aspects of gingerbread—from classic tales like *The Gingerbread Man* to sensory experiences involving smell, taste, and touch. Activities will enhance skills like sequencing, counting, and pattern recognition while encouraging teamwork, self-expression, and imaginative play. Whether they're decorating pretend gingerbread cookies or working on fun gingerbread-themed worksheets, children will be excited to participate and learn.

## What's Included:

### 1. Detailed Circle Time plans

Each day of the week is planned with a structured circle time agenda that includes:

- *Introduction:* A brief and captivating introduction to the daily theme, setting the stage for the day's activities.
- *Song:* A fun and educational song related to the daily theme, designed to engage children and reinforce learning through music and movement.
- *Read aloud and discussion:* A carefully selected picture book paired with thought-provoking discussion questions to enhance comprehension and encourage interaction.
- *Activities:* Creative and hands-on activities that complement the day's theme, fostering gross and fine motor skills, creativity, and critical thinking.

### 2. Posters and props

Enhance Circle Time with visual and tactile aids:

- *Posters:* Vibrant posters featuring the lyrics and illustrations for each daily song, making it easy for children to follow along and participate. The product also includes non-fiction posters, providing educational content alongside the fun.
- *Props:* Printable props related to each song and theme help bring the songs and stories to life and engage children in interactive play.

### 3. Printables for all activities:

Not all days include activities that require printables. However, optional printables are included for each day if you would like to use them. They include:

- Group activity printables
- Worksheets
- Craft templates

## Why You'll Love This Resource:

- **Comprehensive and convenient learning:** A complete week of themed learning activities and resources in one packet.
- **Easy to use:** Detailed plans, printables, and props make it straightforward to create a dynamic and engaging circle time experience.
- **Educational and entertaining:** Each component is designed to be both educational and fun, keeping children excited and involved.

Happy Teaching :)



# Gingerbread

	Objective	Read Aloud	Activity
Day 1	<p><b>Introduction to Gingerbread</b></p> <p>Children will explore the concept of gingerbread and learn about the classic tale of The Gingerbread Man.</p>	<p><b>Book:</b> "The Gingerbread Man" classic tale</p> <p><b>Discussion:</b> Why the gingerbread man ran away. What children would you do if they saw a gingerbread man running. Favorite character.</p>	<p><b>Gingerbread Character Creations</b></p> <p>Children will decorate a gingerbread paper cutout.</p> <p><b>Materials:</b> Gingerbread Man printable, glue, crayons, decorative items</p>
Day 2	<p><b>Gingerbread Senses</b></p> <p>Children will use their senses to explore the textures, smells, and characteristics of gingerbread.</p>	<p><b>Book:</b> "Gingerbread Baby" by Jan Brett</p> <p><b>Discussion:</b> Differences between gingerbread baby and man. Senses the gingerbread baby used during his adventures.</p>	<p><b>Gingerbread Playdough Fun</b></p> <p>Children will make gingerbread men using playdough and cookie cutters.</p> <p><b>Materials:</b> playdough, cookie cutters, rolling pins</p>
Day 3	<p><b>Gingerbread Math</b></p> <p>Children will practice counting, sorting, and creating patterns using gingerbread-themed materials.</p>	<p><b>Book:</b> "The Gingerbread Girl" by Lisa Campbell Ernst</p> <p><b>Discussion:</b> Favorite part of the gingerbread girl's adventure. How she showed she was clever.</p>	<p><b>Gingerbread Math Fun</b></p> <p>Children will practice counting and making simple patterns.</p> <p><b>Materials:</b> Gingerbread Girl Counting printable, small items to use as "buttons" Gumdrops printable</p>
Day 4	<p><b>Gingerbread Science</b></p> <p>Children will observe and discuss what happens when gingerbread gets wet.</p>	<p><b>Book:</b> "Gingerbread Friends" by Jan Brett</p> <p><b>Discussion:</b> What was special about the gingerbread baby's friends. How they helped him in the story.</p>	<p><b>Gingerbread Cookie Science</b></p> <p>Children will predict the observe what happens when a gingerbread cookie touches water.</p> <p><b>Materials:</b> gingerbread cookie, cup of water</p>
Day 5	<p><b>Gingerbread Baking</b></p> <p>Children will celebrate their gingerbread-themed week by creating and decorating gingerbread cookies or crafts.</p>	<p><b>Book:</b> "The Gingerbread Cowboy" by Janet Squires</p> <p><b>Discussion:</b> How the gingerbread cowboy's story ended. Most exciting part of his adventure.</p>	<p><b>Gingerbread Cookie Creations</b></p> <p>Children will bake and decorate gingerbread cookies.</p> <p><b>Materials:</b> gingerbread dough, cookie cutters, decorating supplies</p>

# Gingerbread

## Day 4: Gingerbread Science

Children will observe and discuss what happens when gingerbread gets wet. They will build observation and critical thinking skills by exploring how materials change when exposed to water.

## Introduction


“Have you ever wondered why the gingerbread man couldn't swim in the river? Today, we're going to find out! We'll do a science experiment to see what happens to gingerbread when it gets wet. Let's make some predictions and test it out!”

## Song

“Five Gingerbread Friends” (The Kibmoosers) Gingerbread Friends Version

**Prop:** Gingerbread Friends (X5), taking one away with each verse.

**Actions:** See “Song Actions” page for suggested actions if not using the props.




## Read Aloud & Discussion

**Book:** “Gingerbread Friends” by Jan Brett

**Before Reading:** “What do you think gingerbread friends would do together? Do you think they would have adventures, just like the gingerbread baby?”

**After Reading:** “What was special about the gingerbread baby’s friends? How did they help him in the story?”





## Activity

### Gingerbread Cookie Science

**Materials:** Gingerbread cookie, small tub of water, graph printable

**Instructions:** Show a gingerbread cookie and a small tub of water. Ask children to predict what will happen if the gingerbread touches the water. Dip part of the cookie in water and observe the changes together. Discuss why the gingerbread becomes soft and mushy.

**Extension:** For added fun, let children test how long it takes for the gingerbread to completely break apart in water.



# Gingerbread

## Circle Time Song Posters and Props

This section includes all song posters and props.

- Five Gingerbread Men song poster (day 1)
  - Five Ginger Babies song poster (day 2)
  - Five Gingerbread Girls song poster (day 3)
  - Five Gingerbread Friends song poster (day 4)
  - Five Ginger Cowboys song poster (day 5)
- Props for each verse



**Five Gingerbread Men**  
by The Kiboomers



Five gingerbread men lying on a tray,  
One jumped up and ran away,  
Shouting "Catch me, catch me, catch me if you can..."  
I run really fast, I'm the gingerbread man!  
The gingerbread man, the gingerbread man,  
I run really fast, I'm the gingerbread man!

**Five Ginger Babies**  
by The Kiboomers




Five ginger babies lying on a tray,  
One jumped up and ran away,  
Shouting "Catch me, catch me, catch me if you can..."  
I run really fast, I'm the ginger baby!

**Five Gingerbread Girls**  
by The Kiboomers




Five gingerbread girls lying on a tray,  
One jumped up and ran away,  
Shouting "Catch me, catch me, catch me if you can..."  
I run really fast, I'm the gingerbread girl!

**Five Gingerbread Friends**  
by The Kiboomers




Five gingerbread friends lying on a tray,  
One jumped up and ran away,  
Shouting "Catch me, catch me, catch me if you can..."  
I run really fast, I'm the gingerbread friend!

**Five Ginger Cowboys**  
by The Kiboomers



Five ginger cowboys lying on a tray,  
One jumped up and ran away,  
Shouting "Catch me, catch me, catch me if you can..."  
I run really fast, I'm the ginger cowboy!



1 Five Gingerbread Men  
2 Five Gingerbread Men  
3 Five Gingerbread Men  
4 Five Gingerbread Men  
5 Five Gingerbread Men  
6 Five Gingerbread Men



# Five Gingerbread Men

by The Kiboomers

Five gingerbread men lying on a tray,  
One jumped up and ran away,  
Shouting "Catch me, catch me, catch me if you can...  
I run really fast, I'm the gingerbread man!  
The gingerbread man, the gingerbread man,  
I run really fast, I'm the gingerbread man!"

Four gingerbread men lying on a tray,  
One jumped up and ran away,  
Shouting "Catch me, catch me, catch me if you can...  
I run really fast, I'm the gingerbread man!  
The gingerbread man, the gingerbread man,  
I run really fast, I'm the gingerbread man!"

Three gingerbread men lying on a tray,  
One jumped up and ran away,  
Shouting "Catch me, catch me, catch me if you can...  
I run really fast, I'm the gingerbread man!  
The gingerbread man, the gingerbread man,  
I run really fast, I'm the gingerbread man!"

Two gingerbread men lying on a tray,  
One jumped up and ran away,  
Shouting "Catch me, catch me, catch me if you can...  
I run really fast, I'm the gingerbread man!  
The gingerbread man, the gingerbread man,  
I run really fast, I'm the gingerbread man!"

Just one gingerbread man lying on a tray  
He jumped up and ran away  
Shouting "Catch me, catch me, catch me if you can...  
I run really fast, I'm the gingerbread man!  
The gingerbread man, the gingerbread man,  
I run really fast, I'm the gingerbread man!"

No gingerbread men lying on a tray,  
They all jumped up and ran away  
Oh how I wish they had stayed with me to play  
Next time I'll eat them up before they run away  
The gingerbread men, the gingerbread men,  
Next time I'll eat them up before they run away!  
Next time I'll eat them up before they run away!



# Circle Time Props Day 3

Print, laminate and cut out. If using on a felt board, attach velcro to the back of each piece. If using on a white board, attach magnetic strips to the back of each piece.

Print multiple copies and attach to craft sticks for children to use (optional).



# Gingerbread

## Classroom Posters

This section includes posters you might like to display in your classroom.

### Days 1-5

- *Gingerbread Man* poster (Labels)



### Day 2

- *The 5 Senses* poster





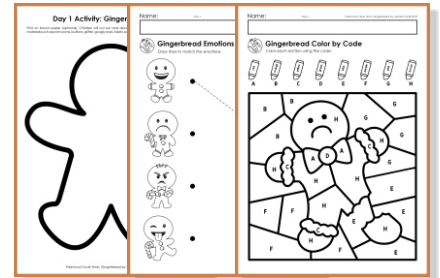
# Gingerbread

## Activities & Worksheets

This section includes all the necessary lesson printables, along with some additional activities and worksheets. You can use these pages as outlined in the lesson plan or on different days, depending on your needs.

### Day 1: Introduction to Gingerbread

- **Lesson Activity:** Gingerbread Man Decorating
- *Extension Activity:* Matching Gingerbread Emotions
- *Additional Activity:* Gingerbread Color by Code



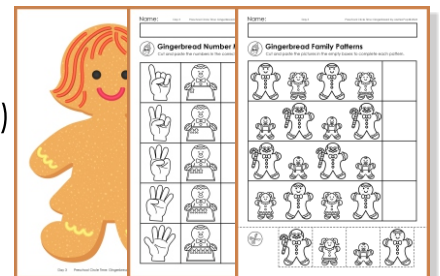
### Day 2: Gingerbread Senses

- **Lesson Activity:** Play dough with Gingerbread Mats
- *Additional Activity:* Gingerbread and My Five Senses Emergent Reader
- *Additional Activity:* Gingerbread Shadow Matching



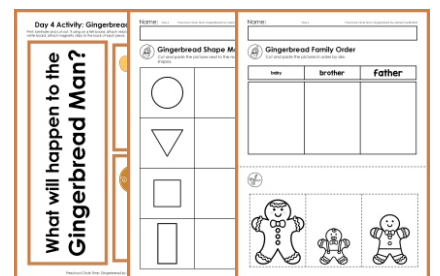
### Day 3: Gingerbread Math

- **Lesson Activity:** Gingerbread Counting and Patterns
- *Additional Activity:* Gingerbread Number Match (2 pages)
- *Additional Activity:* Gingerbread Family Patterns




### Day 4: Gingerbread Science


- **Lesson Activity:** Gingerbread Science Experiment
- *Additional Activity:* Gingerbread Shapes
- *Additional Activity:* Gingerbread Family Order (2 pages)



### Day 5: Gingerbread Baking

- **Lesson Activity:** Gingerbread Cookie Baking or Decorating
- *Additional Activity:* Baking Gingerbread Sequencing
- *Additional Activity:* Gingerbread Cut and Paste





Name:



# Sequencing

Paste the pictures in order.


1

---



2

---

3



Cut out the pictures and paste them to show the order of events for making gingerbread men.





# Additional Resources



let's connect!



Kinder-Resources.com



facebook.com/KinderResources



instagram.com/laviniaPOP\_kinder\_resources



pinterest.com/laviniaPOP