



Christmas

Play Dough Mats



Thank you for downloading this product; I hope you will enjoy using it and that it will be a valuable resource for you! I value your feedback, so please don't hesitate to contact me if you have any concerns whatsoever as I will endeavour to address them. And if you like what I've done, please let me know by leaving feedback at my online store :)

let's connect!

Lavinia

lavinia@kinder-resources.com



Kinder-Resources.com



facebook.com/KinderResources



instagram.com/laviniapop_kinder_resources



pinterest.com/laviniapop

ILLUSTRATIONS Kari Bolt, Little Red, Hidesy's Clipart, Dancing Crayon Designs, Whimsy Clips, PartyHead Graphics, Ramona Majdis, Zip-a-Dee-doo-dah-Designs, Bunny on a Cloud, Krista Wallden - Creative Clips, Creating4 the Classroom, Rainbow Sprinkle Studio - Sasha Mitten, First Class Clipart, Erin Colleen Design

teacherspayteachers.com/Store/Kari-Bolt teacherspayteachers.com/Store/Littlered teacherspayteachers.com/Store/Hidesys-Clipart
dancingcrayon.com teacherspayteachers.com/Store/Whimsy-Clips teacherspayteachers.com/StorePartyhead-Graphics
teacherspayteachers.com/Store/Ramona-Majdis teacherspayteachers.com/Store/Zip-a-dee-doo-dah-Designs
teacherspayteachers.com/Store/Bunny-On-A-Cloud teacherspayteachers.com/Store/Krista-Wallden-Creative-Clips
teacherspayteachers.com/Store/Creating4-The-Classroom teacherspayteachers.com/Store/Rainbow-Sprinkle-Studio-Sasha-Mitten
teacherspayteachers.com/Store/First-Class-Clipart teacherspayteachers.com/Store/Erin-Colleen-Design

This packet contains Images used under license from Shutterstock.com

PRINTING TIP: This resource has been designed for printing on A4-sized paper. If you are printing on a different size, select "shrink to printable area" or "print to fit page" (or a similar option) in order for the contents of this unit to print correctly.

Copyright © 2022 by Lavinia Pop - All rights reserved by author.

Purchase of this item entitles the purchaser the right to reproduce the pages for personal and classroom use. Duplication for other classes, an entire school or commercial purposes is strictly prohibited without written permission from the author. Minor editing is permitted only for personal use, however the document remains under copyright even when edited. Posting this item in whole or in part on the Internet in any form is strictly prohibited and is a violation of the Digital Millennium Copyright Act (DMCA).

Please be fair and don't share! If you are not the original purchaser of this file, please visit my store to purchase a copy. Kinder-Resources.com

Introduction

Bring holiday cheer to learning with these 31 **Christmas themed Play Dough Mats!** Designed for creativity, fine motor development, and festive fun, each mat includes step-by-step instructions for building holiday-inspired images using play dough. Whether used in classrooms, homeschool, or holiday centers, this resource offers engaging, hands-on activities that children will love.

What's Included:

- **31 play dough mats** featuring a variety of Christmas-themed images.
- **Two versions:**
 - Full-color instructions with a colored main picture.
 - Full-color instructions with a black-and-white main picture (perfect for coloring activities).

How to Use:

- **Preparation:** Print and laminate the mats for durability.
- **Materials needed:** Provide play dough, foam, or similar dough-like material.
- **Activity:** Children follow step-by-step instructions, rolling and shaping dough to build images such as Christmas trees, candy canes, and gingerbread men.

Educational Benefits:

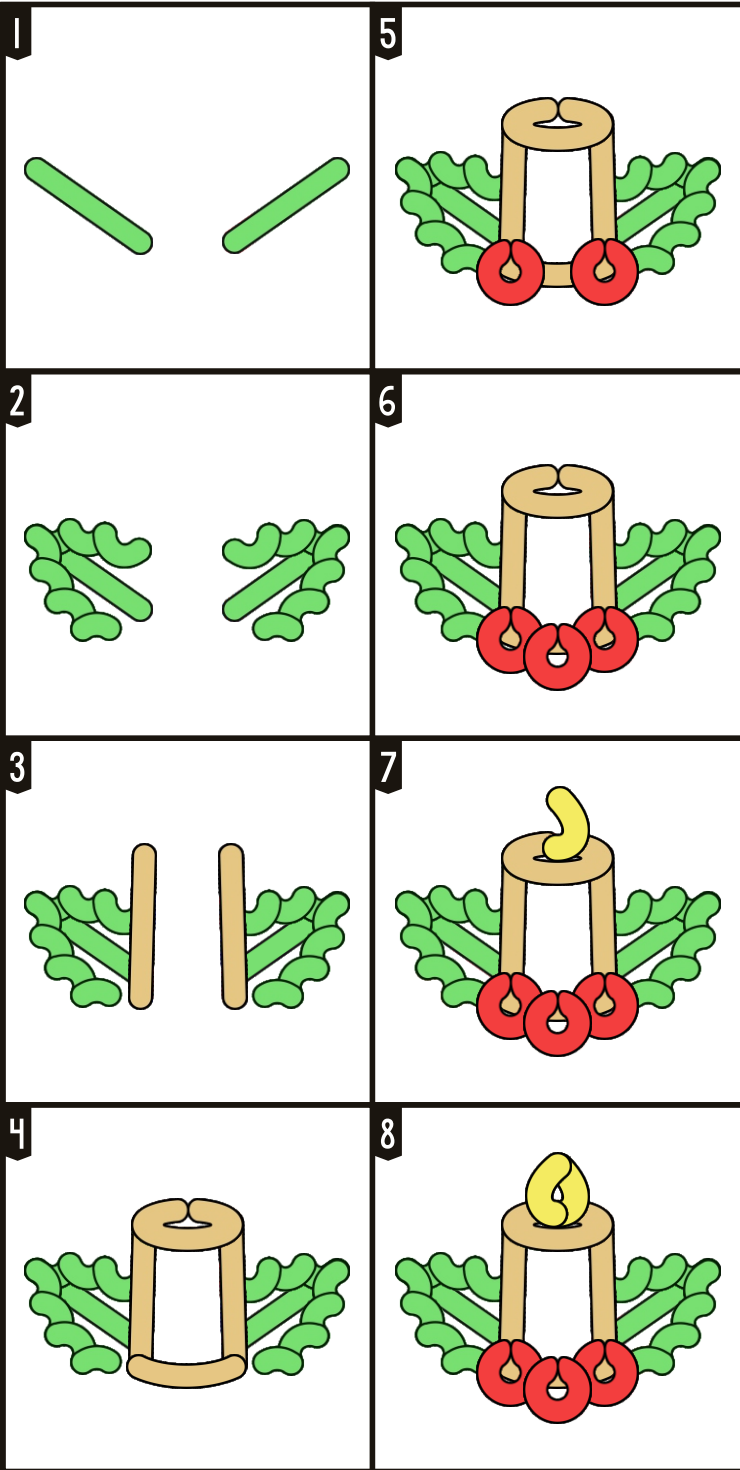
- **Fine motor development:** Strengthens hand muscles and improves precision.
- **Sequencing skills:** Reinforces the ability to follow step-by-step directions.
- **Creative expression:** Encourages imaginative play through festive designs.
- **Sensory engagement:** Ideal for sensory learners with tactile play.

Additional Ways to Use This Resource:

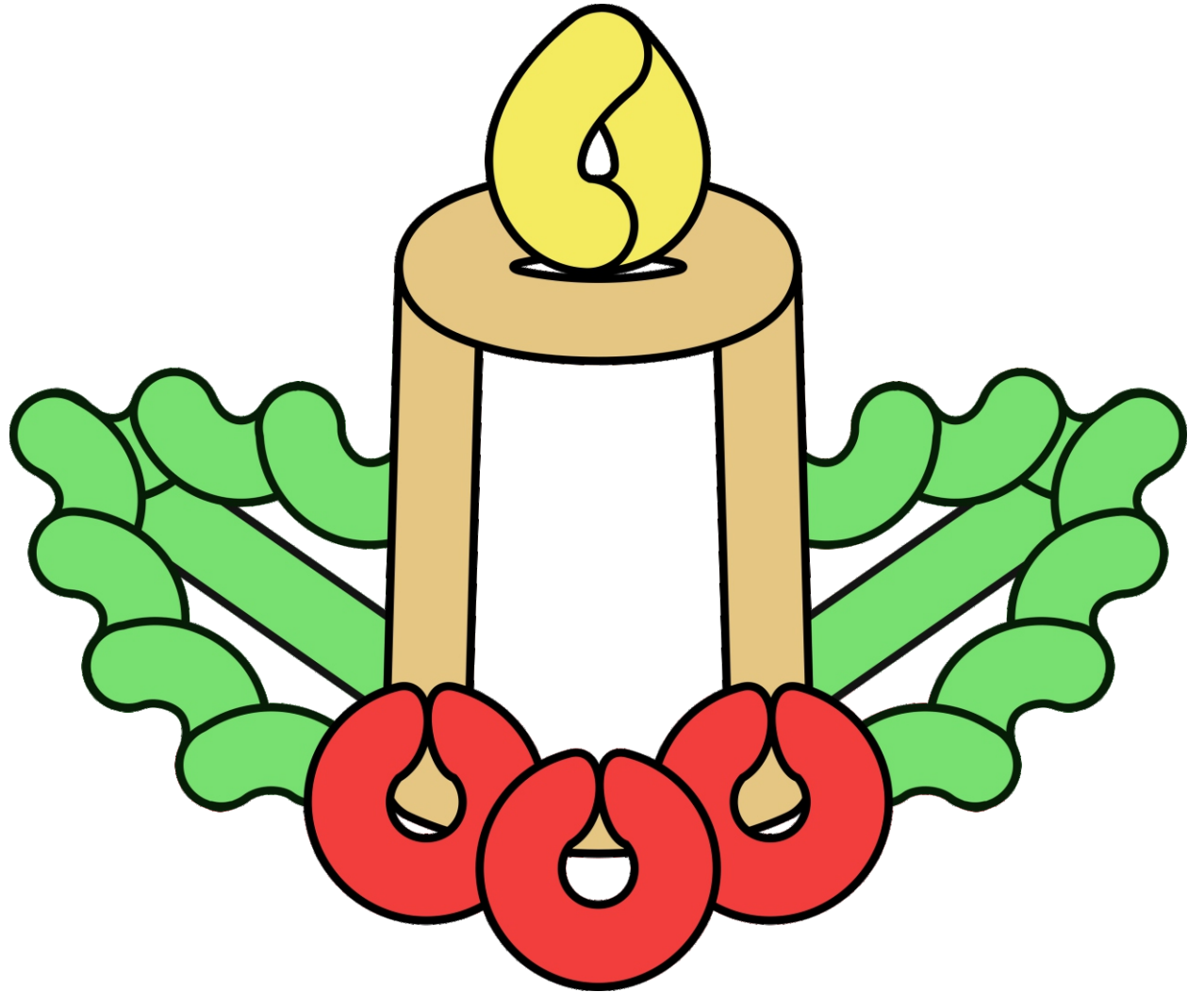
1. **Sequencing practice:** Cut out the instruction section on the left side of the page. Have children sequence the images to reinforce order and logic skills.
2. **Matching challenge:** Cut the mats into two sections—one with the instructions and the other with the main picture. Provide only the first instruction image and ask children to match it to the correct main picture.
3. **Coloring activity:** Use the black-and-white version for children to color their creations after completing the play dough activity.
4. **Independent or group play:** Turn it into a collaborative task where children take turns adding pieces to a larger design.
5. **Storytelling activity:** Encourage children to create holiday-themed stories based on their completed designs to boost language and storytelling skills.


These versatile mats are perfect for enhancing fine motor skills, sequencing, and creative thinking while adding holiday magic to your lessons.

Happy Teaching & Merry Creating! :)



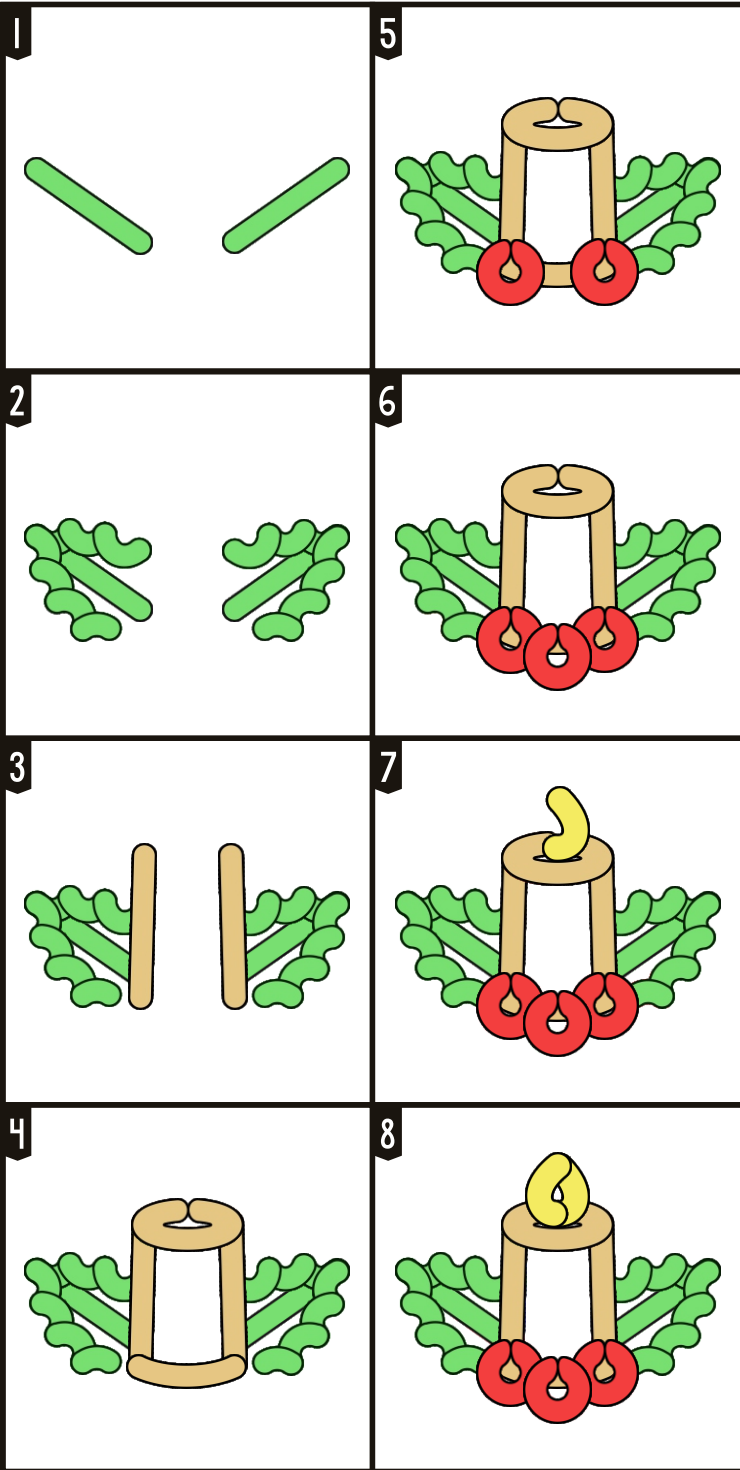
candle







elf





candle





elf

