

# arctic animals

# CIRCLE TIME

5  
LESSONS

circle time plan | original song | activities | printables

**Sorting Arctic Animals**  
Cut and paste the pictures into the empty boxes.

**Polar Bear Emotions**  
Draw lines to match the emotions.

**I see a seal**  
Color the picture. Cut out the letters from the word. Paste the letters in the empty boxes to spell the word.

**Tracing Lines**  
Trace the lines below.

**Tracing an Arctic hare**  
Trace the lines and color the Arctic hare.

**Arctic Animals Shape Match 1**  
Cut and paste the deer next to the matching shapes.

**Arctic Animals**  
Tune: Twinkle, Twinkle, Little Star  
Arctic hares hop in the snow,  
Hopping fast, they love to go.  
Fur turns white, they leap and bound,  
In the snow they hop around.

**Arctic Animals**  
Tune: Twinkle, Twinkle, Little Star  
Seals are swimming in the sea,  
Splashing, diving full of glee!  
They slide along the icy shore.

**Arctic Animals**  
Tune: Twinkle, Twinkle, Little Star  
Arctic foxes, small and fast,  
Running in the snow so vast.

**Arctic Animals**  
Tune: Twinkle, Twinkle, Little Star  
Polar bears, they're big and white,  
In the snow, they play all night.

**Arctic Animals**  
Tune: Twinkle, Twinkle, Little Star  
Arctic, Arctic, cold and bright,  
Snow is falling, pure and white.  
Polar bears and seals we see,  
Foxes, hares, so wild and free.  
Arctic, Arctic, cold and bright,  
Snow is falling, pure and white.

**Additional Activity: Sorting Arctic and Jungle Animals**  
Laminates and cut out. If using a felt board, attach velcro to the back of each piece. If using on a whiteboard, attach magnetic chips to the back of each piece.

**Arctic**

**Jungle**

**Polar Bear – The Arctic Hunter**  
Polar bears are built for the cold! They have thick, white fur to blend in with the snow and a layer of fat, called blubber, to stay warm. They are excellent swimmers and can travel long distances to find food like seals. Polar bears have large paws that help them walk on ice and paddle in water. These powerful predators are at the top of the Arctic food chain.

under-Resources.com

Lavinia Pop

# Arctic Animals

## PRESCHOOL CIRCLE TIME

5 lesson plans | original song | activities | printables

Sorting Arctic Animals

Polar Bear Emotions

I see a seal

Tracing Lines

Tracing an Arctic hare

Arctic Animals Shape Match 1

**5 Arctic Animals**  
Tune: Twinkle, Twinkle, Little Star

Arctic hares hop in the snow,  
Hopping fast, they love to go.  
Fur turns white, they leap and bound,  
In the snow they hop around.  
Arctic hares hop in the snow,  
Hopping fast, they love to go.

**4 Arctic Animals**  
Tune: Twinkle, Twinkle, Little Star

Seals are swimming in the sea,  
Splashing, diving full of glee!  
They slide along the icy shore,  
Swim and swim and play some more!  
Seals are swimming in the sea,  
Splashing, diving full of glee!

**3 Arctic Animals**  
Tune: Twinkle, Twinkle, Little Star

Arctic foxes, small and fast,  
Running in the snow so vast.  
Fur turns white to help them hide,  
In the snow they hop and glide.  
Arctic foxes, small and fast,  
Running in the snow so vast.

**2 Arctic Animals**  
Tune: Twinkle, Twinkle, Little Star

Polar bears, they're big and white,  
In the snow, they play all night.  
They swim and fish in icy seas,  
And sleep in winter with the breeze.  
Polar bears, they're big and white,  
In the snow, they play all night.

**1 Arctic Animals**  
Tune: Twinkle, Twinkle, Little Star

Arctic, Arctic, cold and bright,  
Snow is falling, pure and white.  
Polar bears and seals we see,  
Foxes, hares, so wild and free.  
Arctic, Arctic, cold and bright,  
Snow is falling, pure and white.




**Polar Bear – The Arctic Hunter**  
Polar bears are built for the cold! They have thick, white fur to blend in with the snow and a layer of fat, called blubber, to stay warm. They are excellent swimmers and can travel long distances to find food like seals. Polar bears have large paws that help them walk on ice and paddle in water. These powerful predators are at the top of the Arctic food chain.

Additional Activity: Sorting Arctic and Jungle Animals

Arctic

Jungle



Under-Resource.com



**Thank you** for downloading this product; I hope you will enjoy using it and that it will be a valuable resource for you! I value your feedback, so please don't hesitate to contact me if you have any concerns whatsoever as I will endeavour to address them. And if you like what I've done, please let me know by leaving feedback at my online store :)

Lavinia

[lavinia@kinder-resources.com](mailto:lavinia@kinder-resources.com)

**ILLUSTRATIONS** Kari Bolt, Erin Colleen Design, Little Red, Whimsy Clips, PartyHead Graphics, Ramona Majdis, Zip-a-Dee-doo-dah-Designs, Bunny on a Cloud, Krista Wallden - Creative Clips, Creating4 the Classroom, Rainbow Sprinkle Studio - Sasha Mitten, First Class Clipart, ClipArtisan, Muggy Studio

[teacherspayteachers.com/Store/Kari-Bolt](https://www.teacherspayteachers.com/Store/Kari-Bolt)    [teacherspayteachers.com/Store/Erin-Colleen-Design](https://www.teacherspayteachers.com/Store/Erin-Colleen-Design)  
[teacherspayteachers.com/Store/Littlered](https://www.teacherspayteachers.com/Store/Littlered)    [teacherspayteachers.com/Store/Whimsy-Clips](https://www.teacherspayteachers.com/Store/Whimsy-Clips)    [teacherspayteachers.com/Store/Partyhead-Graphics](https://www.teacherspayteachers.com/Store/Partyhead-Graphics)  
[teacherspayteachers.com/Store/Ramona-Majdis](https://www.teacherspayteachers.com/Store/Ramona-Majdis)    [teacherspayteachers.com/Store/Zip-a-dee-doo-dah-Designs](https://www.teacherspayteachers.com/Store/Zip-a-dee-doo-dah-Designs)  
[teacherspayteachers.com/Store/Bunny-On-A-Cloud](https://www.teacherspayteachers.com/Store/Bunny-On-A-Cloud)    [teacherspayteachers.com/Store/Krista-Wallden-Creative-Clips](https://www.teacherspayteachers.com/Store/Krista-Wallden-Creative-Clips)  
[teacherspayteachers.com/Store/Creating4-The-Classroom](https://www.teacherspayteachers.com/Store/Creating4-The-Classroom)    [teacherspayteachers.com/Store/Rainbow-Sprinkle-Studio-Sasha-Mitten](https://www.teacherspayteachers.com/Store/Rainbow-Sprinkle-Studio-Sasha-Mitten)  
[teacherspayteachers.com/Store/First-Class-Clipart](https://www.teacherspayteachers.com/Store/First-Class-Clipart)    [etsy.com/au/shop/ClipArtisan](https://www.etsy.com/au/shop/ClipArtisan)    [teacherspayteachers.com/Store/Muggy-Studio](https://www.teacherspayteachers.com/Store/Muggy-Studio)

This packet contains Images used under license from Shutterstock.com

**FONTS** [schoolfonts.com.au](https://www.schoolfonts.com.au)    [teacherspayteachers.com/Store/Kimberly-Geswein-Fonts](https://www.teacherspayteachers.com/Store/Kimberly-Geswein-Fonts)  
[teacherspayteachers.com/Store/Ramonam-Graphics](https://www.teacherspayteachers.com/Store/Ramonam-Graphics)

**PRINTING TIP** This resource has been designed for printing on A4-sized paper. If you are printing on a different size, select "shrink to printable area" or "print to fit page" (or a similar option) in order for the contents of this unit to print correctly.

Copyright © 2024 by Lavinia Pop - All rights reserved by author.

Purchase of this item entitles the purchaser the right to reproduce the pages for personal and classroom use. Duplication for other classes, an entire school or commercial purposes is strictly prohibited without written permission from the author. Minor editing is permitted only for personal use, however the document remains under copyright even when edited. Posting this item in whole or in part on the Internet in any form is strictly prohibited and is a violation of the Digital Millennium Copyright Act (DMCA).

Please be fair and don't share! If you are not the original purchaser of this file, please visit my store to purchase a copy. [Kinder-Resources.com](https://www.Kinder-Resources.com)

let's connect!



[Kinder-Resources.com](https://www.Kinder-Resources.com)



[facebook.com/KinderResources](https://facebook.com/KinderResources)



[instagram.com/laviniapop\\_kinder\\_resources](https://instagram.com/laviniapop_kinder_resources)



[pinterest.com/laviniapop](https://pinterest.com/laviniapop)

# Introduction

Explore the chilly Arctic and discover its amazing animals with this fun and educational circle time plan! Each day, preschoolers will learn about a different Arctic animal through engaging activities, read-aloud stories, and interactive songs. From polar bears to Arctic foxes, children will explore how these animals survive in one of the coldest places on Earth. With hands-on crafts, sensory play, and science experiments, this plan is designed to spark curiosity and creativity while teaching important early learning concepts. Perfect for a winter-themed week or a study of cold climates!

## What's Included:

### 1. Detailed Circle Time plans

Each day of the week is planned with a structured circle time agenda that includes:

- *Introduction:* A brief and captivating introduction to the daily theme, setting the stage for the day's activities.
- *Song:* A fun and educational song related to the daily theme, designed to engage children and reinforce learning through music and movement.
- *Read aloud and discussion:* A carefully selected picture book paired with thought-provoking discussion questions to enhance comprehension and encourage interaction.
- *Activities:* Creative and hands-on activities that complement the day's theme, fostering gross and fine motor skills, creativity, and critical thinking.

### 2. Posters and props

Enhance Circle Time with visual and tactile aids:

- *Posters:* Vibrant posters featuring the lyrics and illustrations for each daily song, making it easy for children to follow along and participate. The product also includes non-fiction posters, providing educational content alongside the fun.
- *Props:* Printable props related to each song and theme help bring the songs and stories to life and engage children in interactive play.

### 3. Printables for all activities:

Not all days include activities that require printables. However, optional printables are included for each day if you would like to use them. They include:

- Group activity printables
- Worksheets
- Craft templates

## Why You'll Love This Resource:

- **Comprehensive and convenient learning:** A complete week of themed learning activities and resources in one packet.
- **Easy to use:** Detailed plans, printables, and props make it straightforward to create a dynamic and engaging circle time experience.
- **Educational and entertaining:** Each component is designed to be both educational and fun, keeping children excited and involved.

Happy Teaching :)

# Arctic Animals

	Objective	Read Aloud	Activity
Day 1	Children will learn about the Arctic, its location, and the unique animals that live there.	<p><b>Book:</b> "Arctic Animals" by Jill McDonald</p> <p><b>Discussion:</b> Animals that live in the Arctic. How they stay warm in the cold. Arctic is a special place for these animals to live.</p>	<p><b>Arctic Sensory Bin</b> Children will explore an Arctic sensory bin.</p> <p><b>Materials:</b> White rice, blue gel beads, plastic arctic animal figurines, pebbles.</p>
Day 2	Children will learn about polar bears and their adaptations for living in the Arctic.	<p><b>Book:</b> "Polar Bear Night" by Lauren Thompson</p> <p><b>Discussion:</b> How the polar bear felt as it wandered through the quiet night. What it saw in the sky. The calm of the Arctic night.</p>	<p><b>Polar Bear Arctic Scene</b> Children will create an Arctic background with polar bear silhouette.</p> <p><b>Materials:</b> Printable, blue, pink, purple tissue paper, cardstock, glue, scissors.</p>
Day 3	Children will learn about the Arctic fox and how its fur changes with the seasons to blend into its surroundings.	<p><b>Book:</b> "The Arctic Fox's Journey" by Wendy Pfeffer</p> <p><b>Discussion:</b> Fox fur color in winter. What it eats in the Arctic. How changing fur colors help it stay safe.</p>	<p><b>Arctic Fox Seasons Craft</b> Children will create scenery to show the different fur colors on the Arctic fox.</p> <p><b>Materials:</b> Printable, green and brown tissue paper squares, cotton balls, glitter, glue, crayons, scissors.</p>
Day 4	Children will learn about seals and how their bodies are adapted to swimming in the cold Arctic waters.	<p><b>Book:</b> "Seal Pup Grows Up" by Kathleen Weidner Zoehfeld</p> <p><b>Discussion:</b> How a seal pup grows. What helps seals swim fast in the water. Why they to stay close to their mothers.</p>	<p><b>Blubber Experiment</b> Children will conduct an experiment to see how blubber helps seals stay warm.</p> <p><b>Materials:</b> 2 large plastic bags, shortening, tape, bowl of ice water.</p>
Day 5	Children will learn about Arctic hares and how they move quickly and stay warm in the Arctic snow.	<p><b>Book:</b> "Arctic Hares" by Therese Shea</p> <p><b>Discussion:</b> How the Arctic hare stays warm. How the hare's fur change with the seasons. How it moves and lives in the cold.</p>	<p><b>Arctic Hare Hand Print Craft</b> Children will create an Arctic background with Arctic hare hand print.</p> <p><b>Materials:</b> Printable, white paper, markers, scissors, glue, shades of blue construction paper</p>

# Arctic Animals

## Day 2: Polar Bears

Children will learn about polar bears and their adaptations for living in the Arctic.

## Introduction

"Good morning, friends! Have you ever seen a big, white bear? Today, we're going to learn about polar bears and how they stay warm in the icy Arctic!" Explain that Polar bears have thick fur and fat to stay warm and are great swimmers.

## Song

"Arctic Animals" (Tune: "Twinkle, Twinkle, Little Star") Verse 2

**Prop:** Polar Bear

- Action:**
1. Stretch arms wide to show "big."
  2. Pretend to throw snowballs.
  3. Wave hand in front of you to mimic waves in the ocean.
  4. Pretend to sleep by resting your head on your hands.




## Read Aloud & Discussion

**Book:** "Polar Bear Night" by Lauren Thompson

**Before Reading:** "Have you ever gone outside at night and noticed how quiet it is? In this story, a little polar bear takes a walk through the snowy Arctic under the stars. Let's see what happens."

**After Reading:** "How did the polar bear feel as it wandered through the quiet night? What beautiful things did it see in the sky? What did this story teach us about the calm and peaceful Arctic night?"



## Activity

### Polar Bear Arctic Scene Craft

**Materials:** Printable polar bear silhouette, colored tissue paper squares (shades of blue, pink, purple), white cardstock, glue, scissors, cotton balls for snow effect or glitter for a frosty touch (optional).

**Instructions:** Children will create an Arctic background by gluing colored tissue paper squares onto a piece of cardstock. Next, they will cut out a polar bear silhouette and glue it on top of their tissue paper collage.

**Extension:** Display the finished crafts and discuss features of the Arctic, such as icebergs, snow, and how animals like polar bears adapt to the cold.




# Arctic Animals

## Circle Time Song Posters and Props

This section includes all song posters and props.

- Arctic Animals complete song poster
- Arctic Animals verse song posters
- Snowflake prop
- Polar bear prop
- Arctic fox prop
- Seal prop
- Arctic hare prop





# Arctic Animals

Sung to *Twinkle, Twinkle, Little Star*

Arctic, Arctic, cold and bright,  
Snow is falling, pure and white.  
Polar bears and seals we see,  
Foxes, hares, so wild and free.  
Arctic, Arctic, cold and bright,  
Snow is falling, pure and white.




Polar bears, they're big and white,  
In the snow, they play all night.  
They swim and fish in icy seas,  
And sleep in winter with the breeze.  
Polar bears, they're big and white,  
In the snow, they play all night.



Arctic foxes, small and fast,  
Running in the snow so vast.  
Fur turns white to help them hide,  
In the snow they hop and glide.  
Arctic foxes, small and fast,  
Running in the snow so vast.



Seals are swimming in the sea,  
Splashing, diving full of glee!  
They slide along the icy shore,  
Swim and swim and play some more!  
Seals are swimming in the sea,  
Splashing, diving full of glee!



Arctic hares hop in the snow,  
Hopping fast, they love to go.  
Fur turns white, they leap and bound,  
In the snow they hop around.  
Arctic hares hop in the snow,  
Hopping fast, they love to go.





# Circle Time Props

Print, laminate and cut out. If using on a felt board, attach velcro to the back of each piece. If using on a white board, attach magnetic strips to the back of each piece.

Print multiple copies and attach to craft sticks for children to use (optional).



# Arctic Animals

## Classroom Posters


This section includes posters you might like to display in your classroom.

- The Arctic: A Magical Icy World
- Arctic Animal Adaptations
- Arctic animals posters (informational):
  - Polar bear
  - Arctic fox
  - seal
  - Arctic hare
  - narwhal
  - reindeer
  - musk ox
  - moose
  - beluga whale
  - walrus



# The Arctic: A Magical, Icy World

The Arctic is a very cold place at the top of the Earth! It's covered in snow and ice for most of the year, but during the summer, some ice melts, and plants can grow on the land.




## Extreme Weather

The Arctic is known for its extreme weather. Winters are incredibly cold, and the sun doesn't come up for weeks or even months, creating long, dark nights. In summer, the sun stays in the sky all day and night, making it bright and sunny even at midnight!




## Ice and Snow Everywhere

In the Arctic, there is ice and snow all around! The Arctic Ocean is covered with ice that floats on the water. The ground is always frozen, even under the plants! This frozen ground is called permafrost, and it stays cold all year long.




## What Grows in the Arctic?

Even though it's so cold, tough plants like moss, lichens, and tiny shrubs grow in the Arctic. These plants are an important food source for many Arctic animals.



## Amazing Lights in the Sky!

The Arctic is one of the best places to see the Northern Lights! These magical lights glow and dance in the sky in shades of green, purple, and pink.



## The Arctic Ocean

Most of the Arctic is covered by ocean, surrounded by icy land. The chilly waters are home to fish, seals, and other sea creatures that can survive in the cold.



## Why is the Arctic Special?

The Arctic helps keep the Earth cool by reflecting sunlight with its ice. It's a unique and important place, home to amazing animals, plants, and people who thrive in its icy beauty.



## **Polar Bear – The Arctic Hunter**

Polar bears are built for the cold! They have thick, white fur to blend in with the snow and a layer of fat, called blubber, to stay warm. They are excellent swimmers and can travel long distances to find food like seals. Polar bears have large paws that help them walk on ice and paddle in water. These powerful predators are at the top of the Arctic food chain.

# Arctic Animals

## Activities & Worksheets

This section includes all the necessary lesson printables, along with some additional activities and worksheets. You can use these pages as outlined in the lesson plan or on different days, depending on your needs.


### Day 1: The Arctic

- *Additional Activity:* Sorting Arctic & Jungle Animals (7 pgs)
- *Worksheet:* Arctic Animals Shadow Match
- *Worksheet:* Sorting Arctic and Jungle Animals



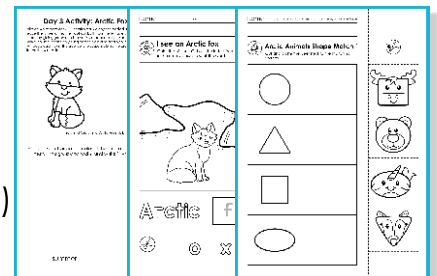
### Day 2: Polar Bears

- **Lesson Activity:** Polar Bear Arctic Scene Craft
- *Worksheet:* I see a Polar bear cut and paste
- *Worksheet:* Matching polar bear emotions



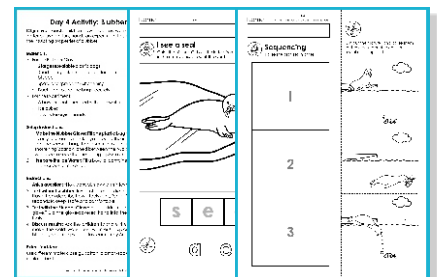
### Day 3: Arctic Foxes

- **Lesson Activity:** Arctic Fox Seasons Craft
- *Additional Activity:* Arctic Fox Camouflage printable
- *Worksheet:* I see an Arctic fox cut and paste
- *Worksheet:* Arctic animals shapes cut and pages (2 pages)




### Day 4: Seals

- **Lesson Activity:** Blubber Experiment
- *Worksheet:* I see a seal cut and paste
- *Worksheet:* Seal diving for fish sequencing



### Day 5: Arctic Hares

- **Lesson Activity:** Arctic Hare Hand Print Craft
- *Worksheet:* I see an Arctic hare cut and paste
- *Worksheet:* Arctic hare tracing



# Additional Activity: Sorting Arctic and Jungle Animals

Print, laminate and cut out. If using on a felt board, attach velcro to the back of each piece. If using on a white board, attach magnetic strips to the back of each piece.



Name:



Day 1

Preschool Circle Time: Arctic Animals by Lavinia Pop © 2024





## Matching Arctic Animal Shadows

Cut out the pictures and paste them on top of their matching shadows.



## Day 2 Activity: Polar Bear Silhouette

Children will create an Arctic background by gluing colored tissue paper squares onto a piece of cardstock. Next, they will cut out a polar bear silhouette and attach it on top of their tissue paper collage.





# Additional Resources

## Polar Animals

Which picture is different?  
A a  
-ag  
P

## POLAR ANIMALS

worksheets & Activities

Pre-Writing Practice 1  
What is Different?  
Letters in My Name  
Lavinia Pop  
Number Match 1  
Beginning Sounds 1  
Preschool  
P

## January

16 fine motor printable activities

### MORNING TUBS

Lavinia Pop

## Winter

Aa Bb Cc  
1 3  
4  
and a n d  
P

## Winter PRESCHOOL

worksheets & Activities

Number Match 1  
Cutting Fun 1  
Coloring  
hat cold  
Alphabet Tracing 1  
Read and Color  
Lavinia Pop  
P

## winter WORD WALL

large classroom cards | word lists for folders | word work pages

Winter  
shovel  
melt  
hat  
snowball  
Lavinia Pop

## January CALENDAR CARDS

cards for: January, Winter, days of the week, numbers 1-31

Winter  
January  
SUN Monday  
MON  
1  
2  
3  
4  
Lavinia Pop

## weather WORD WALL

large classroom cards | word lists for folders | word work pages

Weather  
spring  
tsunami  
rainbow  
foggy  
Lavinia Pop

## walrus CRAFT ACTIVITY

completed color example | color cut outs | black & white cut outs on one page | cut outs on multiple pages for colored paper

Lavinia Pop

let's connect!



[Kinder-Resources.com](http://Kinder-Resources.com)



[facebook.com/KinderResources](https://facebook.com/KinderResources)



[instagram.com/lavinipop\\_kinder\\_resources](https://instagram.com/lavinipop_kinder_resources)



[pinterest.com/lavinipop](https://pinterest.com/lavinipop)