

groundhog day

CIRCLE TIME

5
LESSONS

circle time plans | songs | posters | activities | printables

Predicting the Weather: Meteorologist
Color the picture.
use weather tools to predict the weather.

Shadow Match
Draw a line to match the items to their shadows.

What Groundhogs Eat
Circle the foods that groundhogs eat.

Sorting by Seasons
Cut and paste the pictures in the correct box.

Sequencing
Paste the pictures in order.

Weather
Weather is what the air is like outside every day. It can be sunny, rainy, snowy, windy, or cloudy. Weather changes how we dress, what we do outside, and how plants and animals live.

What do Groundhogs Eat?

Groundhog Song
Tune: Twinkle, Twinkle, Little Star
Close to springtime, up I peek,
From my burrow, nice and sleek.

Groundhog Song
Tune: Twinkle, Twinkle, Little Star
In the winter, underground,
Where it's quiet, safe, and sound.
Groundhog sleeps all cozy tight,
Through the day and through the night.
In the winter, underground,
Where it's quiet, safe, and sound.

Lavinia Pop

Groundhog Day

PRESCHOOL CIRCLE TIME

5 lesson plans | songs | posters | activities | printables

Weather

Weather is what the air is like outside every day. It can be sunny, rainy, snowy, windy, or cloudy. Weather changes how we dress, what we do outside, and how plants and animals live.

What do Groundhogs Eat?



Groundhog Song

Tune: Twinkle, Twinkle, Little Star

In the winter, underground,
Where it's quiet, safe, and sound.
Groundhog sleeps all cozy tight,
Through the day and through the night.
In the winter, underground,
Where it's quiet, safe, and sound.

Close to springtime, up I peek,
From my burrow, nice and sleek.
Will I see my shadow here?
Or is springtime drawing near?
Close to springtime, up I peek,
From my burrow, nice and sleek.

2 Groundhog Song

Tune: Twinkle, Twinkle, Little Star

Close to springtime, up I peek,
From my burrow, nice and sleek.
Will I see my shadow here?
Or is springtime drawing near?
Close to springtime, up I peek,
From my burrow, nice and sleek.

1 Groundhog Song

Tune: Twinkle, Twinkle, Little Star

In the winter, underground,
Where it's quiet, safe, and sound.
Groundhog sleeps all cozy tight,
Through the day and through the night.
In the winter, underground,
Where it's quiet, safe, and sound.

Thank you for downloading this product; I hope you will enjoy using it and that it will be a valuable resource for you! I value your feedback, so please don't hesitate to contact me if you have any concerns whatsoever as I will endeavour to address them. And if you like what I've done, please let me know by leaving feedback at my online store :)

Lavinia

lavinia@kinder-resources.com

ILLUSTRATIONS Kari Bolt, Erin Colleen Design, Little Red, Whimsy Clips, PartyHead Graphics, Ramona Majdis, Zip-a-Dee-doo-dah-Designs, Bunny on a Cloud, Krista Wallden - Creative Clips, Creating4 the Classroom, Rainbow Sprinkle Studio - Sasha Mitten, First Class Clipart, ClipArtisan, Muggy Studio

[teacherspayteachers.com/Store/Kari-Bolt](https://www.teacherspayteachers.com/Store/Kari-Bolt) [teacherspayteachers.com/Store/Erin-Colleen-Design](https://www.teacherspayteachers.com/Store/Erin-Colleen-Design)
[teacherspayteachers.com/Store/Littlered](https://www.teacherspayteachers.com/Store/Littlered) [teacherspayteachers.com/Store/Whimsy-Clips](https://www.teacherspayteachers.com/Store/Whimsy-Clips) [teacherspayteachers.com/Store/Partyhead-Graphics](https://www.teacherspayteachers.com/Store/Partyhead-Graphics)
[teacherspayteachers.com/Store/Ramona-Majdis](https://www.teacherspayteachers.com/Store/Ramona-Majdis) [teacherspayteachers.com/Store/Zip-a-dee-doo-dah-Designs](https://www.teacherspayteachers.com/Store/Zip-a-dee-doo-dah-Designs)
[teacherspayteachers.com/Store/Bunny-On-A-Cloud](https://www.teacherspayteachers.com/Store/Bunny-On-A-Cloud) [teacherspayteachers.com/Store/Krista-Wallden-Creative-Clips](https://www.teacherspayteachers.com/Store/Krista-Wallden-Creative-Clips)
[teacherspayteachers.com/Store/Creating4-The-Classroom](https://www.teacherspayteachers.com/Store/Creating4-The-Classroom) [teacherspayteachers.com/Store/Rainbow-Sprinkle-Studio-Sasha-Mitten](https://www.teacherspayteachers.com/Store/Rainbow-Sprinkle-Studio-Sasha-Mitten)
[teacherspayteachers.com/Store/First-Class-Clipart](https://www.teacherspayteachers.com/Store/First-Class-Clipart) [etsy.com/au/shop/ClipArtisan](https://www.etsy.com/au/shop/ClipArtisan) [teacherspayteachers.com/Store/Muggy-Studio](https://www.teacherspayteachers.com/Store/Muggy-Studio)

This packet contains Images used under license from Shutterstock.com

FONTS [schoolfonts.com.au](https://www.schoolfonts.com.au) [teacherspayteachers.com/Store/Kimberly-Geswein-Fonts](https://www.teacherspayteachers.com/Store/Kimberly-Geswein-Fonts)
[teacherspayteachers.com/Store/Ramonam-Graphics](https://www.teacherspayteachers.com/Store/Ramonam-Graphics)

PRINTING TIP This resource has been designed for printing on A4-sized paper. If you are printing on a different size, select "shrink to printable area" or "print to fit page" (or a similar option) in order for the contents of this unit to print correctly.

Copyright © 2025 by Lavinia Pop - All rights reserved by author.

Purchase of this item entitles the purchaser the right to reproduce the pages for personal and classroom use. Duplication for other classes, an entire school or commercial purposes is strictly prohibited without written permission from the author. Minor editing is permitted only for personal use, however the document remains under copyright even when edited. Posting this item in whole or in part on the Internet in any form is strictly prohibited and is a violation of the Digital Millennium Copyright Act (DMCA).

Please be fair and don't share! If you are not the original purchaser of this file, please visit my store to purchase a copy. [Kinder-Resources.com](https://www.Kinder-Resources.com)

let's connect!



[Kinder-Resources.com](https://www.Kinder-Resources.com)



facebook.com/KinderResources



instagram.com/laviniapop_kinder_resources



pinterest.com/laviniapop

Introduction

Get ready to celebrate Groundhog Day with your preschoolers in a fun, interactive, and educational way! This Groundhog Day Circle Time Plan is designed to engage young learners with hands-on activities, lively discussions, and creative projects. Perfect for teachers and parents, this plan introduces the traditions of Groundhog Day, explores the habits of groundhogs, and incorporates exciting activities like weather predictions, shadow experiments, and seasonal sorting games. Easy to follow and packed with creative ideas, it's the perfect way to make Groundhog Day memorable for your little ones!

What's Included:

1. Detailed Circle Time plans

Each day of the week is planned with a structured circle time agenda that includes:

- *Introduction:* A brief and captivating introduction to the daily theme, setting the stage for the day's activities.
- *Song:* A fun and educational song related to the daily theme, designed to engage children and reinforce learning through music and movement.
- *Read aloud and discussion:* A carefully selected picture book paired with thought-provoking discussion questions to enhance comprehension and encourage interaction.
- *Activities:* Creative and hands-on activities that complement the day's theme, fostering gross and fine motor skills, creativity, and critical thinking.

2. Posters and props

Enhance Circle Time with visual and tactile aids:

- *Posters:* Vibrant posters featuring the lyrics and illustrations for each daily song, making it easy for children to follow along and participate. The product also includes non-fiction posters, providing educational content alongside the fun.
- *Props:* Printable props related to each song and theme help bring the songs and stories to life and engage children in interactive play.

3. Printables for all activities:

Not all days include activities that require printables. However, optional printables are included for each day if you would like to use them. They include:

- Group activity printables
- Worksheets
- Craft templates

Why You'll Love This Resource:

- **Comprehensive and convenient learning:** A complete week of themed learning activities and resources in one packet.
- **Easy to use:** Detailed plans, printables, and props make it straightforward to create a dynamic and engaging circle time experience.
- **Educational and entertaining:** Each component is designed to be both educational and fun, keeping children excited and involved.

Happy Teaching :)

Groundhog Day

	Objective	Read Aloud	Activity
Day 1	<p>Meet the Groundhog</p> <p>Children will learn about groundhogs, their appearance, habitat, diet, and behavior.</p>	<p>Book: "Groundhogs" by Bullfrog Books</p> <p>Discussion: What children learned about groundhogs from the book.</p>	<p>Groundhog Day Sensory Bin Children dig through the bin to find letters and match them to their worksheet.</p> <p>Materials: Groundhog Alphabet printable; beans, rocks, leaves, digging tools, etc.</p>
Day 2	<p>Introduction to Groundhog Day</p> <p>Children will learn about the meaning and traditions of Groundhog Day.</p>	<p>Book: "Groundhog's Day Off" by Robb Pearlman</p> <p>Discussion: Why the groundhog wanted to take a day off. Would children want to be the groundhog on Feb. 2nd.</p>	<p>Groundhog Day Shadow Craft Children will create a shadow groundhog art with chalk and cutouts.</p> <p>Materials: Groundhog printable, crayons, scissors, black paper, chalk.</p>
Day 3	<p>Exploring Shadows</p> <p>Children will learn how shadows are made and understand their role in Groundhog Day.</p>	<p>Book: "Moonbear's Shadow" by Frank Asch</p> <p>Discussion: Why Bear thought his shadow was following him. What children learned about shadows from the book.</p>	<p>Shadow Art Children will trace and color shadows using toys and flashlights</p> <p>Materials: Toys, flashlight, paper, crayons or markers.</p>
Day 4	<p>Weather and Seasons</p> <p>Children will learn about the changing seasons and how they relate to Groundhog Day predictions.</p>	<p>Book: "When Will It Be Spring?" by Catherine Walters</p> <p>Discussion: Why the little bear waiting for spring. What happens when winter changes to spring.</p>	<p>Winter & Spring Season Sorting Activity Children will Sort pictures to learn about seasonal changes.</p> <p>Materials: Winter & Spring Sorting printable (6 pages).</p>
Day 5	<p>Predicting Weather</p> <p>Children will explore how weather is predicted and understand the groundhog's role in Groundhog Day.</p>	<p>Book: "The Night Before Groundhog Day" by Natasha Wing</p> <p>Discussion: How the people prepared for Groundhog Day. What the groundhog did when he woke up.</p>	<p>Groundhog Shadow Predictions Children will predict and chart if the groundhog will see its shadow.</p> <p>Materials: Shadow Predictions printable, crayons, scissors</p>

Groundhog Day

Day 2: Introduction to Groundhog Day

Children will learn about the meaning and traditions of Groundhog Day.

Introduction

Did you know that February 2nd is Groundhog Day? On this day, everyone watches to see if the groundhog will come out of its burrow. If the groundhog sees its shadow, it means six more weeks of winter. If it doesn't see its shadow, spring will come soon! Isn't that fun? Let's learn more about this special day!

Song


"Groundhog Song" (Tune: "Twinkle, Twinkle, Little Star")

Prop: Groundhog glued to popsicle stick

Actions:

Verse 1: Hold the popsicle stick groundhog in one hand and cover it with the other hand to make a "burrow."

Verse 2: Slowly lift the groundhog up from the "burrow" hand so the head peeks out. Move it side to side like it's looking for its shadow.




Read Aloud & Discussion

Book: "Groundhog's Day Off" by Robb Pearlman

Before Reading: "Look at this silly groundhog on the cover! He looks like he's ready to take a break from something. What do you think he might be tired of doing? As we read, let's think about what makes Groundhog Day such a big job for the groundhog."

After Reading: "Why did the groundhog want to take a day off? What makes his job on Groundhog Day so special? Would you want to be the groundhog on this day, or would you want to take a day off too?"



Activity

Groundhog Day Shadow Craft

Materials: Groundhog printable, crayons or markers, scissors, tape, black construction paper, white or yellow chalk

Activity: Color the groundhog and cut it out. Tape the groundhog face down onto a piece of black construction paper. Using a white or yellow piece of chalk, color in the background around the groundhog on the black paper.

Extension: Discuss how shadows are created by the sun. Place the craft in a sunny spot or shine a flashlight on it to explore how light creates shadows.

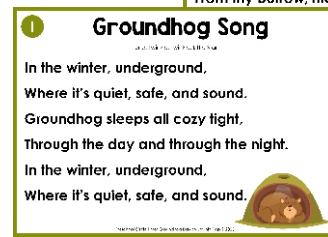
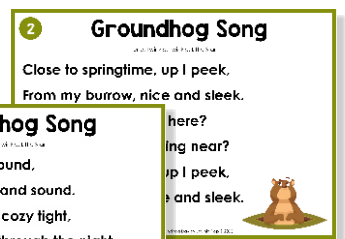



Groundhog Day

Circle Time Song Posters and Props

This section includes all song posters and props.

- Groundhog Song complete song poster
- Groundhog Song verse song posters
- Groundhog prop



Groundhog Song

tune: *Twinkle, Twinkle, Little Star*

In the winter, underground,
Where it's quiet, safe, and sound.
Groundhog sleeps all cozy tight,
Through the day and through the night.
In the winter, underground,
Where it's quiet, safe, and sound.

Close to springtime, up I peek,
From my burrow, nice and sleek.
Will I see my shadow here?
Or is springtime drawing near?
Close to springtime, up I peek,
From my burrow, nice and sleek.





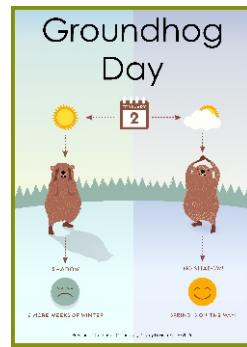



Groundhog Day

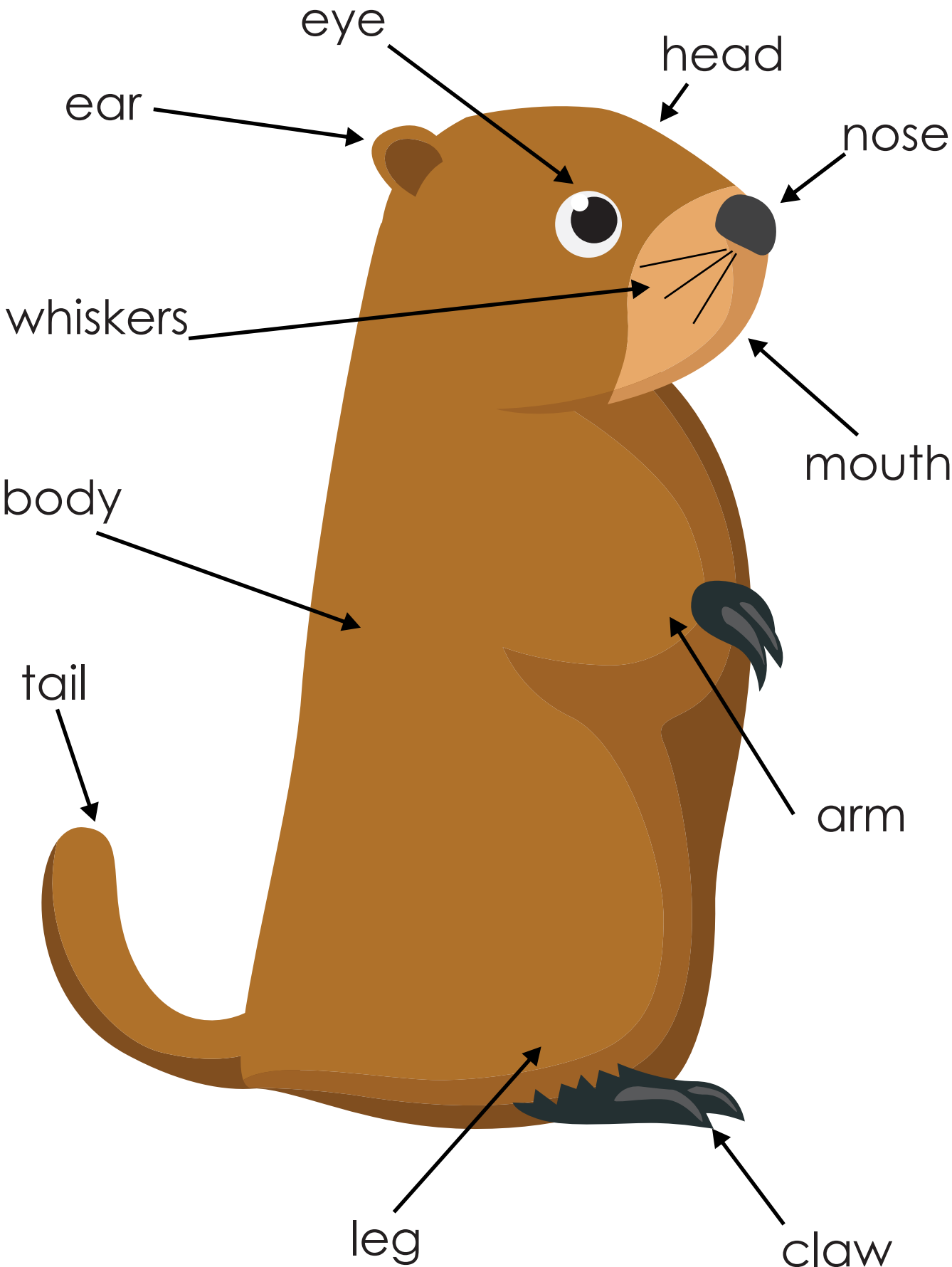
Classroom Posters

This section includes posters you might like to display in your classroom.

- Groundhogs
- What do Groundhogs Eat?
- Groundhog Day
- Shadows
- Weather
- Meteorologist
- Weather Tools



Groundhog



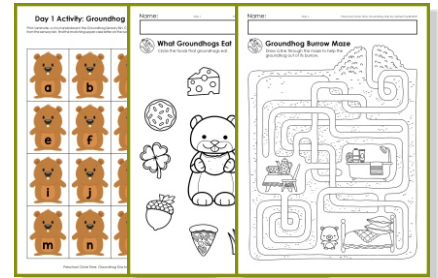
Groundhog Day

Activities & Worksheets

This section includes all the necessary lesson printables, along with some additional activities and worksheets. You can use these pages as outlined in the lesson plan or on different days, depending on your needs.


Day 1: Meet the Groundhog

- **Lesson Activity:** Groundhog Alphabet Match (3 pages)
- *Extension Activity:* What Groundhogs Eat
- *Additional Activity:* Groundhog Burrow Maze




Day 2: Introduction to Groundhog Day

- **Lesson Activity:** Groundhog Day Shadow Craft
- *Additional Activity:* Sequencing: Out of the Burrow
- *Additional Activity:* Groundhog Day Coloring Page



Day 3: Exploring Shadows

- *Additional Activity:* Groundhog Day Color by Code
- *Additional Activity:* Shadow Match



Day 4: Weather and Seasons

- **Lesson Activity:** Winter and Spring Sorting
- *Additional Activity:* Sorting by Seasons - Winter and Spring
- *Additional Activity:* Weather Words Tracing



Day 5: Predicting Weather

- **Lesson Activity:** Groundhog Shadow Prediction Activity
- *Additional Activity:* Groundhog Day Coloring Page
- *Additional Activity:* Meteorologists



Name:




Sequencing

Paste the pictures in order.


1

2

3



Cut out the pictures and paste them to show the order of events for waking the groundhog.





Name: _____

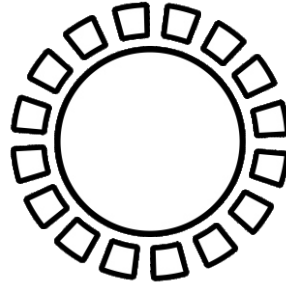


Sorting by Seasons





Cut and paste the pictures in the correct box.



Winter



Spring



Additional Resources

Groundhog Day

Fine Motor Practice

A

5

P

Groundhog Day PRESCHOOL Worksheets & Activities

1 2 3 4 5

Weather Report: Groundhog Day

2 am wearing

Did the groundhog see his shadow?

yes no

A B C D E F

F C D a P

groundhog day FLIP BOOKS

sight words included: will, can, the, is, he

will will will will

Name

Will the groundhog see his shadow?

the sun? the cloud? the tree? me?

Lavinia Pop

preschool & kinder WEATHER UNIT

11 worksheets and activities

snowy and cold

Today's weather is

hot warm cool cold

I am wearing

Today's weather is

rainy and cold

Weather

Lavinia Pop

weather WORD WALL

large classroom cards | word lists for folders | word work pages

Weather

barometer drought droughty barograph dry barometer earthquake blizzard evaporate cloud flood cloudy foggy cold hail cool hot cyclone humid

spring tsunami rainbow foggy

Lavinia Pop

weather bears LEARNING FOLDER

1 I can dress the bear for the weather

2 I can dress the bear for the weather

sunny rainy

Lavinia Pop

February CALENDAR CARDS

cards for: February, Winter, days of the week, numbers 1-31

Winter

February

SUN MON

Sunday Monday

1 2 3 4

Lavinia Pop

let's connect!



Kinder-Resources.com



facebook.com/KinderResources



instagram.com/lavinipop_kinder_resources



pinterest.com/lavinipop