

# SNOW CIRCLE TIME

circle time plan | original song | activities | printables

5  
LESSONS

Printable activity sheets for circle time:

- Match the Winter:** Draw lines to match winter items (scarf, mittens, boots, etc.).
- Snowflake Shadow A:** Cut out the pictures and paste them.
- Will it Melt?:** Circle the things that will melt in the sun (ice cream, snow, etc.).
- What is Different?:** Circle the picture that is different.
- Sequencing:** Put the pictures in order.

### Five Little Snowmen

Sung to *Five Little Ducks Went out One Day*

Five little snowmen standing in the snow,  
Big and round with arms of sticks,  
The sun came out and shone all day,  
And one little snowman melted away.

Four little snowmen...  
Three little snowmen...  
Two little snowmen...  
One little snowman...

Now no little snowmen stand in the snow,  
Big and round with arms of sticks,  
The sun came out and melted them all,  
But new snow will come, and we'll build them again!

Preschool Circle Time: Snow by Lavinia Pop © 2025

### What Happens when Snow

When snow gets warm, it melts and turns into water.

Preschool Circle Time: Snow by Lavinia Pop © 2025

### How Snowflakes are Made

Snowflakes form when water vapor in the air turns into ice crystals. As the ice crystals grow, they make unique snowflakes. Each one is special.

Preschool Circle Time: Snow by Lavinia Pop © 2025

### Snowman

Preschool Circle Time: Snow by Lavinia Pop © 2025

### Snowflakes

No two snowflakes are alike!  
Each one is special and has its own design.

beautiful unique delicate

Preschool Circle Time: Snow by Lavinia Pop © 2025

Kinder-Resources.com

Lavinia Pop

# Snow

## PRESCHOOL CIRCLE TIME

5 lesson plans | original song | activities | printables

Five lesson plan cards for circle time:

- Match the Winter:** Draw lines to match the winter items (scarf, mittens, boots, snowflakes).
- Snowflake Shadow:** Cut out the pictures and paste them.
- Will it Melt?:** Circle the things that will melt in the sun (ice cream, snowflake, apple, car, snowman, sun, cheese).
- What is Different?:** Circle the picture that is different (snowman, snowflake, snowman, snowflake, snowman, snowflake).
- Sequencing:** Paste the pictures in order to show the order of events for building a snowman.

### Five Little Snowmen

Sung to Five Little Ducks Went out One Day

Five little snowmen standing in the snow,  
Big and round with arms of sticks.  
The sun came out and shone all day,  
And one little snowman melted away.

Four little snowmen...  
Three little snowmen...  
Two little snowmen...  
One little snowman...

Now no little snowmen stand in the snow,  
Big and round with arms of sticks.  
The sun came out and melted them all,  
But new snow will come, and we'll build them again!

Preschool Circle Time: Snow by Lavinia Pop © 2015

### What Happens when Snow Melts?

When snow gets warm, it melts and turns into water.

Preschool Circle Time: Snow by Lavinia Pop © 2015

### How Snowflakes are Made

Snowflakes form when water vapor in the air turns into ice. As the ice crystals grow, they make beautiful and unique snowflakes. Each one is special!

Preschool Circle Time: Snow by Lavinia Pop © 2015

### Snowman

Preschool Circle Time: Snow by Lavinia Pop © 2015

### Snowflakes

No two snowflakes are alike!  
Each one is special and has its own design.

beautiful unique delicate

Preschool Circle Time: Snow by Lavinia Pop © 2015

Kinder-Resources.com

**Thank you** for downloading this product; I hope you will enjoy using it and that it will be a valuable resource for you! I value your feedback, so please don't hesitate to contact me if you have any concerns whatsoever as I will endeavour to address them. And if you like what I've done, please let me know by leaving feedback at my online store :)

Lavinia

[lavinia@kinder-resources.com](mailto:lavinia@kinder-resources.com)

**ILLUSTRATIONS** Kari Bolt, Erin Colleen Design, Little Red, Whimsy Clips, PartyHead Graphics, Ramona Majdis, Zip-a-Dee-doo-dah-Designs, Bunny on a Cloud, Krista Wallden - Creative Clips, Creating4 the Classroom, Rainbow Sprinkle Studio - Sasha Mitten, First Class Clipart, ClipArtisan, Muggy Studio

[teacherspayteachers.com/Store/Kari-Bolt](https://www.teacherspayteachers.com/Store/Kari-Bolt)    [teacherspayteachers.com/Store/Erin-Colleen-Design](https://www.teacherspayteachers.com/Store/Erin-Colleen-Design)  
[teacherspayteachers.com/Store/Littlered](https://www.teacherspayteachers.com/Store/Littlered)    [teacherspayteachers.com/Store/Whimsy-Clips](https://www.teacherspayteachers.com/Store/Whimsy-Clips)    [teacherspayteachers.com/Store/Partyhead-Graphics](https://www.teacherspayteachers.com/Store/Partyhead-Graphics)  
[teacherspayteachers.com/Store/Ramona-Majdis](https://www.teacherspayteachers.com/Store/Ramona-Majdis)    [teacherspayteachers.com/Store/Zip-a-dee-doo-dah-Designs](https://www.teacherspayteachers.com/Store/Zip-a-dee-doo-dah-Designs)  
[teacherspayteachers.com/Store/Bunny-On-A-Cloud](https://www.teacherspayteachers.com/Store/Bunny-On-A-Cloud)    [teacherspayteachers.com/Store/Krista-Wallden-Creative-Clips](https://www.teacherspayteachers.com/Store/Krista-Wallden-Creative-Clips)  
[teacherspayteachers.com/Store/Creating4-The-Classroom](https://www.teacherspayteachers.com/Store/Creating4-The-Classroom)    [teacherspayteachers.com/Store/Rainbow-Sprinkle-Studio-Sasha-Mitten](https://www.teacherspayteachers.com/Store/Rainbow-Sprinkle-Studio-Sasha-Mitten)  
[teacherspayteachers.com/Store/First-Class-Clipart](https://www.teacherspayteachers.com/Store/First-Class-Clipart)    [etsy.com/au/shop/ClipArtisan](https://www.etsy.com/au/shop/ClipArtisan)    [teacherspayteachers.com/Store/Muggy-Studio](https://www.teacherspayteachers.com/Store/Muggy-Studio)

This packet contains Images used under license from Shutterstock.com

**FONTS** [schoolfonts.com.au](https://www.schoolfonts.com.au)    [teacherspayteachers.com/Store/Kimberly-Geswein-Fonts](https://www.teacherspayteachers.com/Store/Kimberly-Geswein-Fonts)  
[teacherspayteachers.com/Store/Ramonam-Graphics](https://www.teacherspayteachers.com/Store/Ramonam-Graphics)

**PRINTING TIP** This resource has been designed for printing on A4-sized paper. If you are printing on a different size, select "shrink to printable area" or "print to fit page" (or a similar option) in order for the contents of this unit to print correctly.

Copyright © 2025 by Lavinia Pop - All rights reserved by author.

Purchase of this item entitles the purchaser the right to reproduce the pages for personal and classroom use. Duplication for other classes, an entire school or commercial purposes is strictly prohibited without written permission from the author. Minor editing is permitted only for personal use, however the document remains under copyright even when edited. Posting this item in whole or in part on the Internet in any form is strictly prohibited and is a violation of the Digital Millennium Copyright Act (DMCA).

Please be fair and don't share! If you are not the original purchaser of this file, please visit my store to purchase a copy. [Kinder-Resources.com](https://www.Kinder-Resources.com)

let's connect!



[Kinder-Resources.com](https://www.Kinder-Resources.com)



[facebook.com/KinderResources](https://facebook.com/KinderResources)



[instagram.com/laviniapop\\_kinder\\_resources](https://instagram.com/laviniapop_kinder_resources)



[pinterest.com/laviniapop](https://pinterest.com/laviniapop)

# Introduction

Step into the enchanting world of snow with this exciting Snow Preschool Circle Time Plan! Each day, preschoolers will explore different aspects of snow—from what it is and how it forms to the beauty of snowflakes, the science of melting snow, and all the fun activities snow brings. Through engaging discussions, read-aloud stories, interactive songs, and hands-on experiments, children will discover the wonder of winter's frozen treasure. With creative crafts, sensory play, and imaginative movement games, this plan is designed to inspire curiosity and foster important early learning skills. Perfect for a winter-themed week or exploring the science and fun of the snowy season!

## What's Included:

### 1. Detailed Circle Time plans

Each day of the week is planned with a structured circle time agenda that includes:

- *Introduction:* A brief and captivating introduction to the daily theme, setting the stage for the day's activities.
- *Song:* A fun and educational song related to the daily theme, designed to engage children and reinforce learning through music and movement.
- *Read aloud and discussion:* A carefully selected picture book paired with thought-provoking discussion questions to enhance comprehension and encourage interaction.
- *Activities:* Creative and hands-on activities that complement the day's theme, fostering gross and fine motor skills, creativity, and critical thinking.

### 2. Posters and props

Enhance Circle Time with visual and tactile aids:

- *Posters:* Vibrant posters featuring the lyrics and illustrations for each daily song, making it easy for children to follow along and participate. The product also includes non-fiction posters, providing educational content alongside the fun.
- *Props:* Printable props related to each song and theme help bring the songs and stories to life and engage children in interactive play.

### 3. Printables for all activities:

Not all days include activities that require printables. However, optional printables are included for each day if you would like to use them. They include:

- Group activity printables
- Worksheets
- Craft templates

## Why You'll Love This Resource:

- **Comprehensive and convenient learning:** A complete week of themed learning activities and resources in one packet.
- **Easy to use:** Detailed plans, printables, and props make it straightforward to create a dynamic and engaging circle time experience.
- **Educational and entertaining:** Each component is designed to be both educational and fun, keeping children excited and involved.

Happy Teaching :)

# Snow

	Objective	Read Aloud	Activity
Day 1	Children will explore what snow is, how it feels, and where it comes from, gaining a basic understanding of the snow and winter season.	<p><b>Book:</b> "Snow is Falling" by Franklyn M. Branley</p> <p><b>Discussion:</b> How snow forms. Why snow is important to plants, animals, and people.</p>	<p><b>Snow Sensory Bin</b> Children will engage in free play.</p> <p><b>Materials:</b> Cotton balls, white pom-poms, glitter or foam snowflakes, winter-themed items or toys.</p>
Day 2	Children will learn about the uniqueness of snowflakes, discovering that no two snowflakes are alike and understanding how they form in the sky.	<p><b>Book:</b> "Millions of Snowflakes" by Mary McKenna Siddals</p> <p><b>Discussion:</b> Snowflakes falling. What snowflakes look like.</p>	<p><b>Torn Paper Snowflakes</b> Children will create a torn paper snowflake.</p> <p><b>Materials:</b> Printable snowflakes, glue sticks, glitter, stickers, or sequins.</p>
Day 3	Children will investigate how snow is made of water by observing it melt and measuring the water left behind, learning about the connection between snow and water.	<p><b>Book:</b> "Water is Water" by Miranda Paul</p> <p><b>Discussion:</b> How water changes into different forms, like snow and ice. What happens when snow turns into water.</p>	<p><b>Snow Melting Experiment</b> Children will observe the process of snow melting.</p> <p><b>Materials:</b> Clear container, fresh snow, tray, marker.</p>
Day 4	Children will explore fun things to do in the snow, such as building, sledding, and catching snowflakes, while learning about how snow brings joy to winter.	<p><b>Book:</b> "Snow" by P. D. Eastman and Roy McKie</p> <p><b>Discussion:</b> What fun things the kids did in the story. What children would do first if you woke up to snow outside.</p>	<p><b>Indoor Pretend Snow Play</b> Children will participate in pretend indoor snow activities.</p> <p><b>Materials:</b> White bedsheets, large cotton balls, foam blocks or boxes, cardboard.</p>
Day 5	Children will learn how to build a snowman by exploring its parts (snowballs, carrot nose, scarf, etc.) and using their creativity to imagine what a snowman might do.	<p><b>Book:</b> "All You Need for a Snowman" by Alice Schertle</p> <p><b>Discussion:</b> What the kids from the story used to make their snowman.</p>	<p><b>Build a Snowman Craft</b> Children will create a snowman winter scene.</p> <p><b>Materials:</b> Cardstock, cotton rounds, markers, felt, small sticks, brown paper, tin foil, cotton balls, white paint, glue, scissors.</p>

# Snow

## Day 2: Snowflakes

Children will learn about the uniqueness of snowflakes, discovering that no two snowflakes are alike and understanding how they form in the sky.

## Introduction

"Have you ever caught a snowflake on your mitten? Did you know that each snowflake is different, just like all of us? Today, we'll learn about these tiny wonders falling from the sky."

Show photos of real snowflakes and ask children to describe what they see. Use words like "tiny," "delicate," and "beautiful."

## Song

"Five Little Snowmen" (Tune: "Five Little Ducks")

**Prop:** Snowmen Set

**Action:** Hold up fingers to represent the number of snowmen. Take one away with each verse.




## Read Aloud & Discussion

**Book:** "Millions of Snowflakes" by Mary McKenna Siddals

**Before Reading:** "This book is about snowflakes falling from the sky. Can we count how many snowflakes might fall during a snowstorm? Let's read and imagine!"

**After Reading:** "How many snowflakes do you think fall when it snows? What do snowflakes look like when they land on your hand?"



## Activity

### Torn Paper Snowflakes

**Materials:** Printable snowflakes (5 templates), white or colored construction paper, glue sticks, glitter, stickers, or sequins

**Instructions:** Give each child a snowflake template. Have children tear small pieces of construction paper and glue them onto the template. Add glitter or decorations for extra sparkle. Once dry, display the snowflakes in the classroom.

**Extension:** Encourage children to decorate their paper snowflakes with markers, crayons, or glitter to make them colorful and unique. Then, have a "snowflake gallery walk" where children can admire each other's creations.



# Snow

## Circle Time Song Posters and Props

This section includes all song posters and props.

- Five Little Snowmen complete song poster
- Five Little Snowmen verse song posters (set of 5)
- Snowmen props (set of 5)




# 1 Five Little Snowmen



Tune: Five Little Ducks Went Out One Day

**Five little snowmen standing in the snow,  
Big and round with arms of sticks.**

**The sun came out and shone all day,  
And one little snowman melted away.**





# Circle Time Props

Print, laminate and cut out. If using on a felt board, attach velcro to the back of each piece. If using on a white board, attach magnetic strips to the back of each piece.

Print multiple copies and attach to craft sticks for children to use (optional).

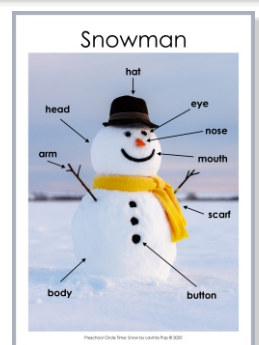
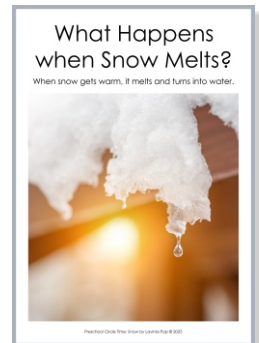




# Snow

## Classroom Posters

This section includes posters you might like to display in your classroom.

- Snow
- Snowflakes
- How Snowflakes are Made
- What Happens when Snow Melts?
- Snow Activities:
  - Sledding
  - Building a Snowman
  - Building a Snow Fort
  - Snowball Fight
  - Making a Snow Angel
  - Skiing
- Snowman



# Snow

Snow falls from the sky when it's cold. It's made of tiny frozen crystals and comes in many shapes!

**fluffy**

**cold**

**frozen**



**soft**

**white**

**wet**

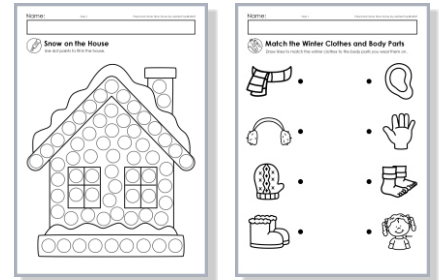
# Snow

## Activities & Worksheets

This section includes all the necessary lesson printables, along with some additional activities and worksheets. You can use these pages as outlined in the lesson plan or on different days, depending on your needs.

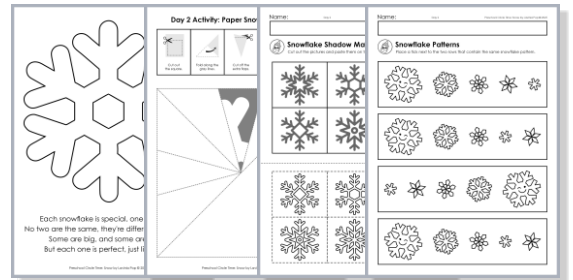
### Day 1: Introduction to Snow

- *Worksheet:* Snow on the House Dot Marker Activity
- *Worksheet:* Clothes and Body Parts Match




### Day 2: Snowflakes

- **Lesson Activity:** Snowflake Torn Paper Craft
- *Additional Activity:* Paper Snowflakes
- *Worksheet:* Snowflake Shadow Match
- *Worksheet:* Snowflake Patterns




### Day 3: Snow Melting

- **Lesson Activity:** Snow Melting Experiment
- *Worksheet:* Will It Melt?
- *Worksheet:* Melting Snowman Sequencing




### Day 4: Snow Activities


- *Worksheet:* What is Different?
- *Worksheet:* Snowman Numbers Match (2 pages)



### Day 5: Snowmen

- *Worksheet:* Building a Snowman Sequencing (2 pages)
- *Worksheet:* Snowman Shape Match (2 pages)





Each snowflake is special, one of a kind,  
No two are the same, they're different, you'll find.  
Some are big, and some are small,  
But each one is perfect, just like us all!

Name: \_\_\_\_\_ Day 4

Preschool Circle Time: Snow by Lavinia Pop © 2025



# Snowman Number Match 1

Cut and paste the numbers in the correct box.




# Additional Resources

## Winter

Winter-themed educational cards including alphabet cards (Aa, Bb, Cc), numbers (1, 2, 3, 4), and winter objects like snowflake, snowman, and snow globe.

## Winter PRESCHOOL worksheets & activities

Winter preschool worksheets including number matching, cutting fun with snowflakes, sorting, and a snowman coloring page.

## January

16 fine motor printable activities

### MORNING TUBS

January Morning Tubs featuring various fine motor activities like dot markers, cutting, and coloring.

## winter WORD WALL

large classroom cards | word lists for folders | word work pages

Winter word wall with a list of winter words and cards for 'shovel', 'melt', 'hat', and 'snowball'.

## weather WORD WALL

large classroom cards | word lists for folders | word work pages

Weather word wall with a list of weather words and cards for 'spring', 'tsunami', 'rainbow', and 'foggy'.

## weather bears LEARNING FOLDER

Weather bears learning folder with two bears and cards for weather-related activities like 'I can dress the bear for the weather'.

## December CALENDAR CARDS

cards for: December, Autumn, Winter, days of the week, numbers 1-31

December calendar cards featuring 'Winter', 'December', and days of the week (SUN, MON, Monday, Sunday).

## January CALENDAR CARDS

cards for: January, Winter, days of the week, numbers 1-31

January calendar cards featuring 'Winter', 'January', and days of the week (SUN, MON, Sunday, Monday).

## Polar Animals

Polar animals educational cards including penguins, polar bears, and seals with various activities like 'which picture is different?' and letter cards.

let's connect!



[Kinder-Resources.com](http://Kinder-Resources.com)



[facebook.com/KinderResources](https://facebook.com/KinderResources)



[instagram.com/lavinipop\\_kinder\\_resources](https://instagram.com/lavinipop_kinder_resources)



[pinterest.com/lavinipop](https://pinterest.com/lavinipop)