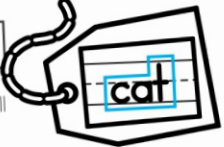




# Valentine's Day

## DRAW MY SHAPE

Name: \_\_\_\_\_



Write 4 words from the word wall and draw their shapes.

## Valentine's Day

envelope		gift	
letter		cupcake	
card		mailbox	
heart		doves	
valentine		ring	
February 14th		friends	
roses		Cupid	
chocolate		arrow	
flowers		teddy bear	
balloon			



**candy** 

**flowers** 

**valentine** 

**envelope** 

**Thank you** for downloading this product; I hope you will enjoy using it and that it will be a valuable resource for you! I value your feedback, so please don't hesitate to contact me if you have any concerns whatsoever as I will endeavour to address them. And if you like what I've done, please let me know by leaving feedback at my online store :)

Lavinia

[lavinia@kinder-resources.com](mailto:lavinia@kinder-resources.com)

**ILLUSTRATIONS** Kari Bolt, Erin Colleen Design, Little Red, Whimsy Clips, PartyHead Graphics, Ramona Majdis, Zip-a-Dee-doo-dah-Designs, Bunny on a Cloud, Krista Wallden - Creative Clips, Creating4 the Classroom, Rainbow Sprinkle Studio - Sasha Mitten, First Class Clipart, ClipArtisan, Muggy Studio

[teacherspayteachers.com/Store/Kari-Bolt](https://www.teacherspayteachers.com/Store/Kari-Bolt)    [teacherspayteachers.com/Store/Erin-Colleen-Design](https://www.teacherspayteachers.com/Store/Erin-Colleen-Design)  
[teacherspayteachers.com/Store/Littlered](https://www.teacherspayteachers.com/Store/Littlered)    [teacherspayteachers.com/Store/Whimsy-Clips](https://www.teacherspayteachers.com/Store/Whimsy-Clips)    [teacherspayteachers.com/Store/Partyhead-Graphics](https://www.teacherspayteachers.com/Store/Partyhead-Graphics)  
[teacherspayteachers.com/Store/Ramona-Majdis](https://www.teacherspayteachers.com/Store/Ramona-Majdis)    [teacherspayteachers.com/Store/Zip-a-dee-doo-dah-Designs](https://www.teacherspayteachers.com/Store/Zip-a-dee-doo-dah-Designs)  
[teacherspayteachers.com/Store/Bunny-On-A-Cloud](https://www.teacherspayteachers.com/Store/Bunny-On-A-Cloud)    [teacherspayteachers.com/Store/Krista-Wallden-Creative-Clips](https://www.teacherspayteachers.com/Store/Krista-Wallden-Creative-Clips)  
[teacherspayteachers.com/Store/Creating4-The-Classroom](https://www.teacherspayteachers.com/Store/Creating4-The-Classroom)    [teacherspayteachers.com/Store/Rainbow-Sprinkle-Studio-Sasha-Mitten](https://www.teacherspayteachers.com/Store/Rainbow-Sprinkle-Studio-Sasha-Mitten)  
[teacherspayteachers.com/Store/First-Class-Clipart](https://www.teacherspayteachers.com/Store/First-Class-Clipart)    [etsy.com/au/shop/ClipArtisan](https://www.etsy.com/au/shop/ClipArtisan)    [teacherspayteachers.com/Store/Muggy-Studio](https://www.teacherspayteachers.com/Store/Muggy-Studio)

This packet contains Images used under license from Shutterstock.com

**FONTS** [schoolfonts.com.au](http://schoolfonts.com.au)    [teacherspayteachers.com/Store/Kimberly-Geswein-Fonts](https://www.teacherspayteachers.com/Store/Kimberly-Geswein-Fonts)  
[teacherspayteachers.com/Store/Ramonam-Graphics](https://www.teacherspayteachers.com/Store/Ramonam-Graphics)

**PRINTING TIP** This resource has been designed for printing on A4-sized paper. If you are printing on a different size, select "shrink to printable area" or "print to fit page" (or a similar option) in order for the contents of this unit to print correctly.

Copyright ©2014 by Lavinia Pop - All rights reserved by author.

Purchase of this item entitles the purchaser the right to reproduce the pages for personal and classroom use. Duplication for other classes, an entire school or commercial purposes is strictly prohibited without written permission from the author. Minor editing is permitted only for personal use, however the document remains under copyright even when edited. Posting this item in whole or in part on the Internet in any form is strictly prohibited and is a violation of the Digital Millennium Copyright Act (DMCA).

Please be fair and don't share! If you are not the original purchaser of this file, please visit my store to purchase a copy. [Kinder-Resources.com](http://Kinder-Resources.com)

let's connect!



[Kinder-Resources.com](http://Kinder-Resources.com)



[facebook.com/KinderResources](https://facebook.com/KinderResources)



[instagram.com/laviniapop\\_kinder\\_resources](https://instagram.com/laviniapop_kinder_resources)



[pinterest.com/laviniapop](https://pinterest.com/laviniapop)

# Introduction

## **About this book**

This packet contains:

- a word list to go inside a student binder or inside a file-folder
- large classroom word wall cards (optional background: color or white)
- thematic word work pages
- blank pages for you to write your own words

Classroom word walls are a fantastic tool for learning new vocabulary. It is also beneficial to equip each child with a personal word list so that they can add their own words to it and keep it when the seasonal words are removed from the classroom wall. A copy of the words can also be kept in the word work or writing center.

## **Directions for use**

### *Personal word list*

Print the pages included the first section of this packet, put them inside plastic sleeves and then into student binders. Alternatively, the pages can be glued into a notebook. If you would like your students to order the words alphabetically, have them cut the words and paste them accordingly into their books. Blank squares have been included so that students can add their own words.

### *Word work or writing center file-folder word list*

Print the cover page and paste it on the front of the folder. Print the word list pages included in the first section of this packet and paste them on the middle pages of the folder. Print the Word Work Task page and glue it on the back of the folder - please note this should only be used if you intend to use the worksheets I have provided.

### *Classroom word wall cards*

Print your desired set, with or without background, along with the title page. Cut out the vocabulary cards you wish to use and laminate them for durability. Display them on your classroom wall.

Happy Teaching :)

# Words included

envelope

letter

card

heart

valentine

February 14th

roses

chocolate

flowers

balloon

gift

cupcake

mailbox

doves

ring

friends

Cupid

arrow

teddy bear

cookie

hug

kiss

couple

love

candy

poem

secret

pink

red

white



purple

**Personal  
and  
Writing Center  
Word List  
Pages**

**(DO NOT PRINT THIS PAGE)**

# ALPHABETICAL ORDER

Name:



Choose 8 words from the word wall and write them in alphabetical order.

A  
B  
C  
D  
E  
F  
G  
H  
I  
J  
K  
L  
M

1

---

---

---

2

---

---

---

3

---

---

---

4

---

---

---

5

---

---

---

6

---

---

---

7

---

---

---

8

---

---

---

N  
O  
P  
Q  
R  
S  
T  
U  
V  
W  
X  
Y  
Z

**flowers**



**balloon**



**gift**



**cupcake**



**flowers**



**balloon**



**gift**



**cupcake**

