

community helpers

CIRCLE TIME

5
LESSONS

circle time plans | songs | posters | activities | printables

X-Rays and Bones
Cut out the pictures and paste them on the matching x-rays.

My Fingerprints
Use your finger in the circle and then press the corresponding finger onto the hand below.

Mail and Mailbox Prep
Cut out the pictures from the bottom of the prepositions below.

Firefighter
Color the items a firefighter might use.

Sequencing
Put the pictures in order.

Community Helpers
Tune: The Wheels on the Bus
Bus drivers go beep, beep, beep,
Beep, beep, beep, beep, beep, beep,
Bus drivers go beep, beep, beep,
All through the town!

Community Helpers
Tune: The Wheels on the Bus
Doctors and nurses go check, check, check,
Check, check, check, check, check, check,
Doctors and nurses go check, check, check,
All through the town!

Community Helpers
Tune: The Wheels on the Bus
Police officers go help, help, help,
Help, help, help, help, help, help,
Police officers go help, help, help,
All through the town!

Community Helpers
Tune: The Wheels on the Bus
Mail carriers go walk, walk, walk,
Walk, walk, walk, walk, walk, walk,
Mail carriers go walk, walk, walk,
All through the town!

Community Helpers
Tune: The Wheels on the Bus
Community helpers help us all,
Help us all, help us all,
Community helpers help us all,
All through the town!

Day 1 Activity: Who Am I?
Print, laminate for durability, and cut out.
Play TWO COPIES to play a MEMORY MATCH game with this set of cards.

Day 4 Activity: Sick Teddy Color Match
Print, laminate and cut out. Children will match the colored bandages to the colored sound.

Community Helpers

PRESCHOOL CIRCLE TIME

5 lesson plans | songs | posters | activities | printables

Community Helpers
Community helpers are people in your community that help others.

Day 1 Activity: Who Am I?
Print templates for 5 people and cut out.
Print TWO COPIES to play GUESS WHO! Match game with this set of cards.

Day 4 Activity: Sick Teddy Color Match
Print, laminate and cut out. Children will match the color to the correct bandage.

Community Helpers
Tune: The Wheels on the Bus

Bus drivers go beep, beep, beep,
Beep, beep, beep, beep, beep, beep,
Bus drivers go beep, beep, beep,
All through the town!

Community Helpers
Tune: The Wheels on the Bus

Doctors and nurses go check, check, check,
Check, check, check, check, check, check,
Doctors and nurses go check, check, check,
All through the town!

Community Helpers
Tune: The Wheels on the Bus

Police officers go help, help, help,
Help, help, help, help, help, help,
Police officers go help, help, help,
All through the town!

Community Helpers
Tune: The Wheels on the Bus

Mail carriers go walk, walk, walk,
Walk, walk, walk, walk, walk, walk,
Mail carriers go walk, walk, walk,
All through the town!

Community Helpers
Tune: The Wheels on the Bus

Community helpers help us all,
Help us all, help us all,
Community helpers help us all,
All through the town!

Thank you for downloading this product; I hope you will enjoy using it and that it will be a valuable resource for you! I value your feedback, so please don't hesitate to contact me if you have any concerns whatsoever as I will endeavour to address them. And if you like what I've done, please let me know by leaving feedback at my online store :)

Lavinia

lavinia@kinder-resources.com

ILLUSTRATIONS Kari Bolt, Erin Colleen Design, Little Red, Whimsy Clips, PartyHead Graphics, Ramona Majdis, Zip-a-Dee-doo-dah-Designs, Bunny on a Cloud, Krista Wallden - Creative Clips, Creating4 the Classroom, Rainbow Sprinkle Studio - Sasha Mitten, First Class Clipart, ClipArtisan, Muggy Studio

[teacherspayteachers.com/Store/Kari-Bolt](https://www.teacherspayteachers.com/Store/Kari-Bolt) [teacherspayteachers.com/Store/Erin-Colleen-Design](https://www.teacherspayteachers.com/Store/Erin-Colleen-Design)
[teacherspayteachers.com/Store/Littlered](https://www.teacherspayteachers.com/Store/Littlered) [teacherspayteachers.com/Store/Whimsy-Clips](https://www.teacherspayteachers.com/Store/Whimsy-Clips) [teacherspayteachers.com/Store/Partyhead-Graphics](https://www.teacherspayteachers.com/Store/Partyhead-Graphics)
[teacherspayteachers.com/Store/Ramona-Majdis](https://www.teacherspayteachers.com/Store/Ramona-Majdis) [teacherspayteachers.com/Store/Zip-a-dee-doo-dah-Designs](https://www.teacherspayteachers.com/Store/Zip-a-dee-doo-dah-Designs)
[teacherspayteachers.com/Store/Bunny-On-A-Cloud](https://www.teacherspayteachers.com/Store/Bunny-On-A-Cloud) [teacherspayteachers.com/Store/Krista-Wallden-Creative-Clips](https://www.teacherspayteachers.com/Store/Krista-Wallden-Creative-Clips)
[teacherspayteachers.com/Store/Creating4-The-Classroom](https://www.teacherspayteachers.com/Store/Creating4-The-Classroom) [teacherspayteachers.com/Store/Rainbow-Sprinkle-Studio-Sasha-Mitten](https://www.teacherspayteachers.com/Store/Rainbow-Sprinkle-Studio-Sasha-Mitten)
[teacherspayteachers.com/Store/First-Class-Clipart](https://www.teacherspayteachers.com/Store/First-Class-Clipart) [etsy.com/au/shop/ClipArtisan](https://www.etsy.com/au/shop/ClipArtisan) [teacherspayteachers.com/Store/Muggy-Studio](https://www.teacherspayteachers.com/Store/Muggy-Studio)

This packet contains Images used under license from Shutterstock.com

FONTS [schoolfonts.com.au](https://www.schoolfonts.com.au) [teacherspayteachers.com/Store/Kimberly-Geswein-Fonts](https://www.teacherspayteachers.com/Store/Kimberly-Geswein-Fonts)
[teacherspayteachers.com/Store/Ramonam-Graphics](https://www.teacherspayteachers.com/Store/Ramonam-Graphics)

PRINTING TIP This resource has been designed for printing on A4-sized paper. If you are printing on a different size, select "shrink to printable area" or "print to fit page" (or a similar option) in order for the contents of this unit to print correctly.

Copyright © 2025 by Lavinia Pop - All rights reserved by author.

Purchase of this item entitles the purchaser the right to reproduce the pages for personal and classroom use. Duplication for other classes, an entire school or commercial purposes is strictly prohibited without written permission from the author. Minor editing is permitted only for personal use, however the document remains under copyright even when edited. Posting this item in whole or in part on the Internet in any form is strictly prohibited and is a violation of the Digital Millennium Copyright Act (DMCA).

Please be fair and don't share! If you are not the original purchaser of this file, please visit my store to purchase a copy. [Kinder-Resources.com](https://www.Kinder-Resources.com)

let's connect!



[Kinder-Resources.com](https://www.Kinder-Resources.com)



facebook.com/KinderResources



instagram.com/laviniapop_kinder_resources



pinterest.com/laviniapop

Introduction

Introduce young learners to the important people who help our communities run smoothly! This Community Helpers Preschool Circle Time Plan is a five-day interactive program designed to engage children with fun, hands-on activities, discussions, and read-alouds. Each day focuses on a different helper—mail carriers, police officers, doctors and nurses, bus drivers, and more—encouraging children to explore their roles through storytelling, crafts, and group games. Perfect for preschool classrooms or homeschool settings, this plan fosters curiosity, social awareness, and early literacy skills in an engaging and playful way!

What's Included:

1. Detailed Circle Time plans

Each day of the week is planned with a structured circle time agenda that includes:

- *Introduction:* A brief and captivating introduction to the daily theme, setting the stage for the day's activities.
- *Song:* A fun and educational song related to the daily theme, designed to engage children and reinforce learning through music and movement.
- *Read aloud and discussion:* A carefully selected picture book paired with thought-provoking discussion questions to enhance comprehension and encourage interaction.
- *Activities:* Creative and hands-on activities that complement the day's theme, fostering gross and fine motor skills, creativity, and critical thinking.

2. Posters and props

Enhance Circle Time with visual and tactile aids:

- *Posters:* Vibrant posters featuring the lyrics and illustrations for each daily song, making it easy for children to follow along and participate. The product also includes non-fiction posters, providing educational content alongside the fun.
- *Props:* Printable props related to each song and theme help bring the songs and stories to life and engage children in interactive play.

3. Printables for all activities:

Not all days include activities that require printables. However, optional printables are included for each day if you would like to use them. They include:

- Group activity printables
- Worksheets
- Craft templates

Why You'll Love This Resource:

- **Comprehensive and convenient learning:** A complete week of themed learning activities and resources in one packet.
- **Easy to use:** Detailed plans, printables, and props make it straightforward to create a dynamic and engaging circle time experience.
- **Educational and entertaining:** Each component is designed to be both educational and fun, keeping children excited and involved.

Happy Teaching :)

Community Helpers

	Objective	Read Aloud	Activity
Day 1	<p>Introduction to Community Helpers</p> <p>Children will understand the concept of community helpers and recognize their roles.</p>	<p>Book: "Whose Tools Are These?" by Sharon Katz Cooper</p> <p>Discussion: Identifying community helpers by their tools and how they help us.</p>	<p>Who Am I? Community Helpers Guessing Game</p> <p>Children listen to clues and guess the community helper.</p> <p>Materials: Community Helper Clue Cards printable.</p>
Day 2	<p>Mail Carrier</p> <p>Children will understand the role of a mail carrier and how they deliver letters and packages to the community.</p>	<p>Book: "Delivering Your Mail" by Ann Owen</p> <p>Discussion: How mail carriers deliver letters and packages to homes and businesses.</p>	<p>Create & Stamp a Letter</p> <p>Children write or draw a letter, place it in an envelope, and add a pretend stamp.</p> <p>Materials: Letter and stamp printables, envelopes, crayons, markers, glue.</p>
Day 3	<p>Police Officers</p> <p>Children will understand the role of police officers in keeping the community safe.</p>	<p>Book: "Keeping You Safe" by Ann Owen</p> <p>Discussion: Ways police officers keep the community safe and help people in need.</p>	<p>Police Badge Craft</p> <p>Children cut and decorate their own police badge and wear it while role-playing.</p> <p>Materials: Printable badge templates, scissors, markers, clips or safety pins.</p>
Day 4	<p>Doctors and Nurses</p> <p>Children will understand how doctors and nurses help keep people healthy.</p>	<p>Book: "Keeping You Healthy" by Ann Owen</p> <p>Discussion: How doctors and nurses help us stay healthy and take care of us when we're sick.</p>	<p>Sick Teddy Color Match Activity</p> <p>Children match colored bandages to Teddy's wounds.</p> <p>Materials: Sick Teddy printable, transparent Velcro dots.</p>
Day 5	<p>Bus Driver</p> <p>Children will understand the role of a bus driver and how they help people travel safely.</p>	<p>Book: "Taking You Places" by Ann Owen</p> <p>Discussion: How bus drivers take people where they need to go and keep them safe.</p>	<p>Bus Cut and Glue Craft</p> <p>Children cut out and assemble a bus using glue and construction paper.</p> <p>Materials: Bus templates scissors, glue, crayons, construction paper.</p>

Community Helpers

Day 1: Introduction to Community Helpers

Children will understand the concept of community helpers and recognize their roles.

Introduction

Ask the children, "What is a community helper?" Let them share their thoughts. Guide them toward ideas like people who help in different ways—like firefighters, doctors, teachers, and police officers. Discuss how these helpers keep the community safe, healthy, and happy. Ask the children, "Can you think of any other helpers in our community?"

Song

"Community Helpers" verse 1 (Tune: "The Wheels on the Bus")

Prop: None

Action: March in place and pretend to wave to different community helpers.




Read Aloud & Discussion

Book: "Whose Tools Are These?" by Sharon Katz Cooper

Before Reading: "Have you ever seen someone use tools to help get a job done? This book is about different community helpers and the tools they use. Let's see if we can guess which tools belong to which helpers!"

After Reading: "What did we learn about community helpers today? They use special tools to do their jobs. Can you remember which tools belong to which helpers? What tools would you like to use?"




Activity

Who Am I? Community Helpers Guessing Game

Materials: Who Am I? printable cards (12 pages).

Activity: Gather children in a circle. Select a clue card and read the first clue aloud. Allow children to guess the community helper. If no one guesses correctly, read the second clue, then the third if needed. After revealing the correct answer, show a picture of the helper and briefly discuss their role.

Extension: Let children take turns being the clue reader. They can give hints in their own words while classmates guess. This encourages listening, thinking, and speaking skills.



Community Helpers

Circle Time Song Posters and Props

This section includes all song posters and props.

- *Community Helpers* complete song poster
- *Community Helpers* verse song posters
- Mail carrier prop
- Police officer prop
- Doctor and nurse prop
- Bus driver prop



Community Helpers

tune: *The Wheels on the Bus*

Community helpers help us all,
Help us all, help us all,
Community helpers help us all,
All through the town!

Mail carriers go walk, walk, walk,
Walk, walk, walk, walk, walk, walk,
Mail carriers go walk, walk, walk,
All through the town!

Police officers go help, help, help,
Help, help, help, help, help, help,
Police officers go help, help, help,
All through the town!

Doctors and nurses go check, check, check,
Check, check, check, check, check, check,
Doctors and nurses go check, check, check,
All through the town!

Bus drivers go beep, beep, beep,
Beep, beep, beep, beep, beep, beep,
Bus drivers go beep, beep, beep,
All through the town!




Community Helpers

Classroom Posters

This section includes posters you might like to display in your classroom.

- Community
- Community Helpers
- Community Helper Posters (12)
 - Firefighter
 - Mail Carrier
 - Police Officer
 - Doctor
 - Nurse
 - Bus Driver
 - Teacher
 - Construction Worker
 - Chef
 - Farmer
 - Dentist
 - Veterinarian



Community

A community is a place where people live, work and play.



Doctor



Doctors check our health and help us when we're sick!

Community Helpers

Activities & Worksheets

This section includes all the necessary lesson printables, along with some additional activities and worksheets. You can use these pages as outlined in the lesson plan or on different days, depending on your needs.

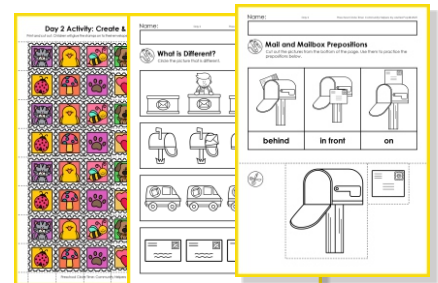
Day 1: Introduction to Community Helpers

- **Lesson Activity:** Who Am I? (12 community helpers)
- **Additional Activity:** Community Helper Tools (12 pages)



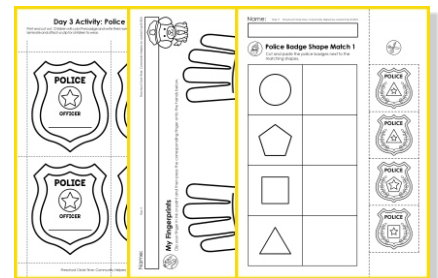
Day 2: Mail Carrier

- **Lesson Activity:** Create & Stamp a Letter
- **Additional Activity:** What is Different?
- **Additional Activity:** Prepositions: Mail and Mailbox




Day 3: Police Officers

- **Lesson Activity:** Police Badge Craft
- **Additional Activity:** My Fingerprints
- **Additional Activity:** Shape Match: Police Badge



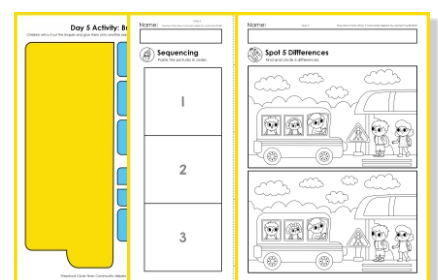
Day 4: Doctors and Nurses

- **Lesson Activity:** Sick Teddy Color Match
- **Additional Activity:** X-Rays and Body Parts
- **Additional Activity:** Number Match: Hurt Teddy



Day 5: Bus Driver

- **Lesson Activity:** Kindness Task Cards
- **Additional Activity:** Sequencing: Getting on the Bus
- **Additional Activity:** Spot 5 Differences



Day 1 Activity: Who Am I?

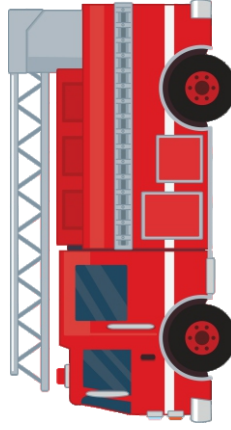
Print, laminate for durability, and cut out.

Who Am I?

I take care of your teeth.



I use a small mirror.



I put out fires.



Who Am I?


I work at the post office.



I carry a big bag.




I bring letters and packages.




Day 1 Activity: Who Am I?

Print, laminate for durability, and cut out.

Print TWO COPIES to play a MEMORY MATCH game with this set of cards.



Firefighter



Mail Carrier

Name:







Day 1

Preschool Circle Time: Community Helpers by Lavinia Pop © 2025



Firefighter

Color the items a firefighter might use.



firefighter

Name: _____

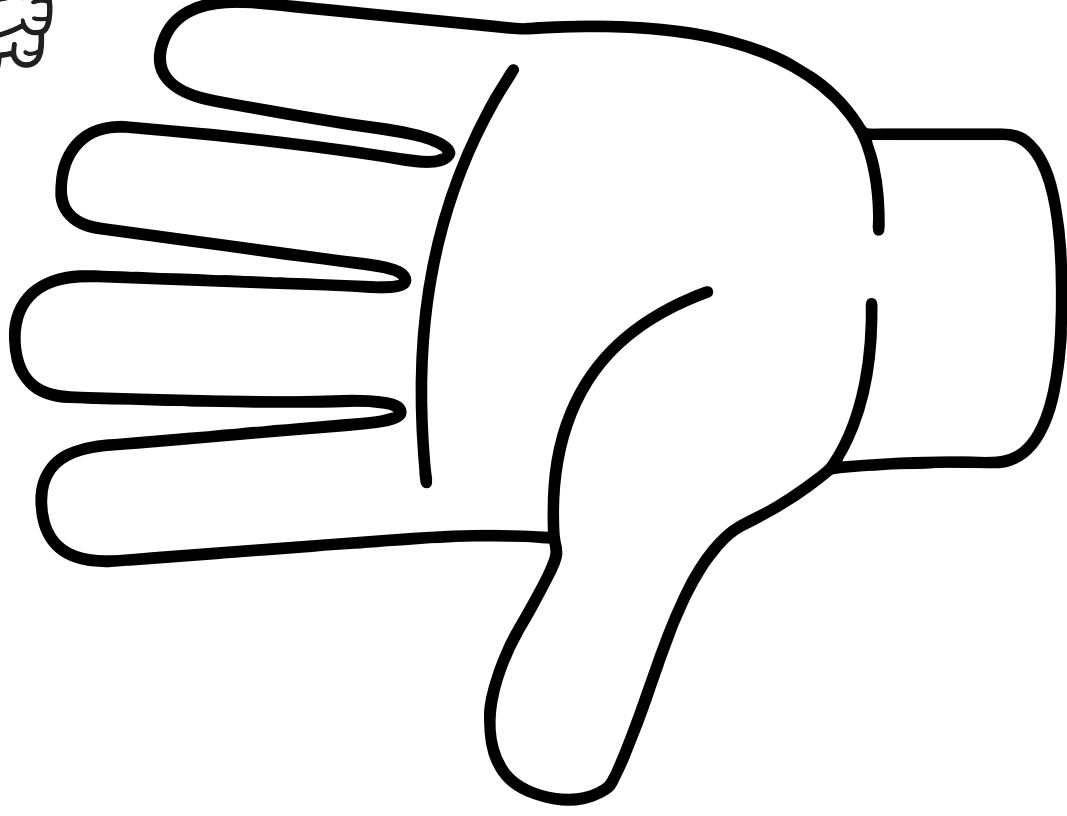
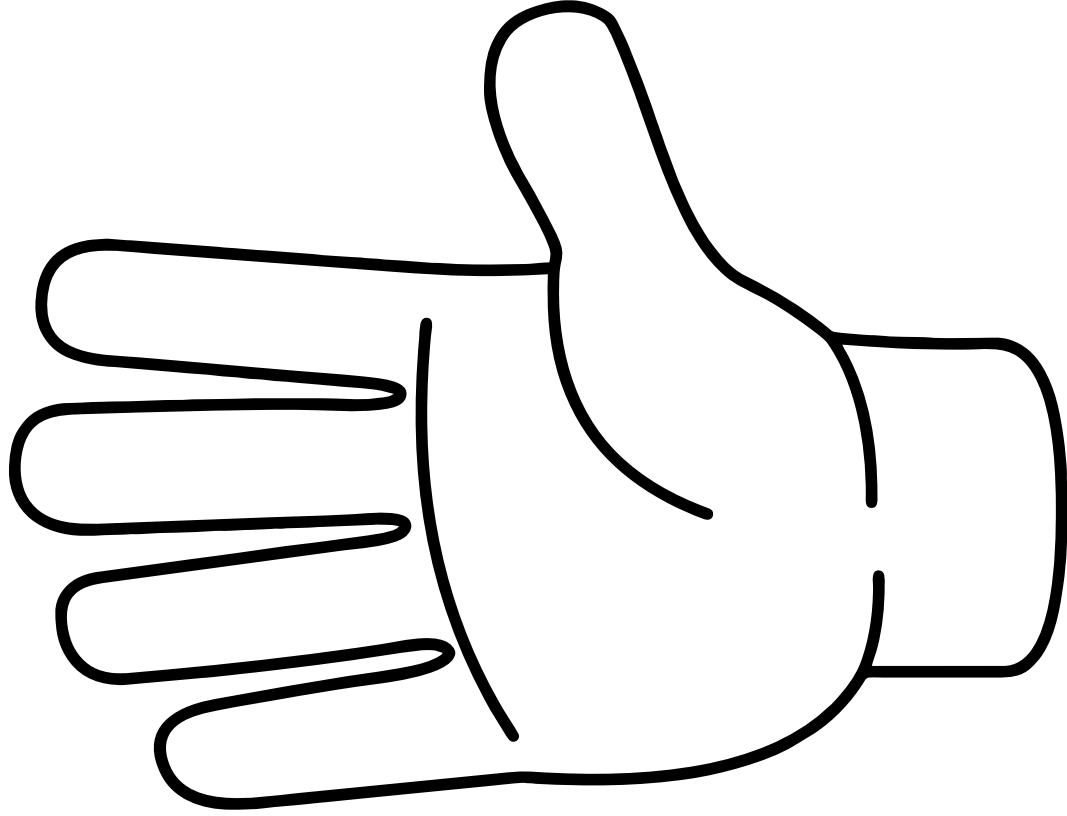

Day 3

Preschool Circle Time: Community Helpers by Lavinia Pop © 2025



My Fingerprints

Dip your finger in ink or paint and then press the corresponding finger onto the hands below.



Additional Resources

Community Helpers

MAIL large, medium, small

mechanic

1 2 3

the

5

bug!

TOOLS

P

community helpers WORD WALL

large classroom cards | word lists for folders | word work pages

Community Helpers	
Farmer	badge
barn	boots
craps	fire engine
Farm	fire extinguisher
milk	fire station
seeds	flame
skovel	helmet
tractor	hose
firefighter	hydrant
ox	ladder

firefighter
carpenter
cleaner
farmer

Community Helpers

Lavinia Pop

community helpers BOOKLET 1 READER

I am a fire

I am a doctor.

Community Helpers

Name: _____

Lavinia Pop

community helpers LEARNING FOLDER

doctor

teacher

Lavinia Pop

Fire Safety Worksheets & Activities

Sorting

Label the Firefighter

Colors

see blue water.

see orange fire.

see a gray axe.

see a brown match.

see a red fire alarm.

see black boots.

nose | helmet | boots | jacket

Stop, drop and roll

Ten Frame Number Match

4
1
5
8
7
3

K

firefighting WORD WALL

large classroom cards | word lists for folders | word work pages

Fire Fighting

axe

ambulance

badge

boots

bucket

burning

station

strawhat

fire alarm

fire bell

fire blanket

fire engine

fire extinguisher

firefighter

fire truck

burning

drop

Fire Fighting

Lavinia Pop

let's connect!



Kinder-Resources.com



facebook.com/KinderResources



instagram.com/lavinipop_kinder_resources



pinterest.com/lavinipop