

# pets

# CIRCLE TIME

5  
LESSONS

circle time plans | songs | posters | activities | printables

Sorting Animals  
Cut and paste the pictures in the correct box.

Pet Not a Pet

Cat's Things  
Color the items that belong to a cat.

Matching Pets and their Shadows  
Cut out the pictures and paste them on top of their matching shadows.

Pets I Like  
Circle the pets that you like.

Animal X-Rays  
Cut out the pictures and paste them next to the matching x-rays.

Day 3 Activity: Move Like a Pet

run in place  
shake your whole body  
wag your tail  
jump up and down

**DOGS**  
Our Loyal Friends

- What do dogs eat? Dog food, bones, treats.
- How do dogs communicate? Bark, wag tail, lick, jump.
- Where do dogs live? In houses, dog beds, doghouses.
- Fun Fact: Dogs can learn more than 100 words!

Day 1 Activity: Guess the Pet Sound

dog cat  
bird rabbit

Old MacDonald Had Some Pets

tune: Old MacDonald Had a Farm

Old MacDonald had some pets,  
E-I-E-I-O!  
And one pet he had was a dog,  
E-I-E-I-O!  
With a woof-woof here,  
And a woof-woof there,  
Here a woof, there a woof, everywhere a woof-woof,  
Old MacDonald had some pets,  
E-I-E-I-O!

And one pet he had was a cat...  
With a meow-meow here...

And one pet he had was a bird...  
With a tweet-tweet here...

And one pet he had was a bunny...  
With a hop-hop here...

And one pet he had was a fish...  
With a blub-blub here...

And one pet he had was a hamster...  
With a squeak-squeak here...

And one pet he had was a snake...  
With a hiss-hiss here...

And one pet he had was a turtle...  
With a slow-slow here...

# Pets

## PRESCHOOL CIRCLE TIME

5 lesson plans | songs | posters | activities | printables

Name: \_\_\_\_\_

**Sorting Animals**  
Cut and paste the pictures in the correct box.

<b>Pet</b>	<b>Not a Pet</b>
<input type="checkbox"/>	<input type="checkbox"/>
<input type="checkbox"/>	<input type="checkbox"/>
<input type="checkbox"/>	<input type="checkbox"/>

**Cat's Things**  
Color the items that belong to a cat.

**cat**

**Matching Pets and their Shadows**  
Cut out the pictures and paste them on top of their matching shadows.


**Pets I Like**  
Circle the pets that you like.

hamster rabbit  
 dog cat  
 bird lizard  
 ferret cat

**Animal X-Rays**  
Cut out the pictures and paste them next to the matching x-rays.

	<input type="checkbox"/>	
	<input type="checkbox"/>	
	<input type="checkbox"/>	
	<input type="checkbox"/>	

**Day 3 Activity: Move Like a Pet**  
Print, laminate for durability, and cut out.

<b>run in place</b>  like a dog chasing a ball	<b>shake your whole body</b>  like a wet dog
<b>wag your tail</b>  (wiggle hips side to side)	<b>jump up and down</b>  like an excited dog

**DOGS**  
Our Loyal Friends

- What do dogs eat?** Dog food, bones, treats.
- How do dogs communicate?** Bark, wag tail, lick, jump.
- Where do dogs live?** In houses, dog beds, doghouses.
- Fun Fact:** Dogs can learn more than 100 words!

**Day 1 Activity: Guess the Pet Sound**  
Print, laminate for durability, and cut out.

<b>dog</b>  bark, woof, growl, howl	<b>cat</b>  meow, purr, hiss
<b>bird</b>  chirp, squawk, whistle	<b>rabbit</b>  thump (feet), soft squeak

**Old MacDonald Had Some Pets**

Tune: Old MacDonald Had a Farm

Old MacDonald had some pets,  
E-I-E-I-O!  
And one pet he had was a dog,  
E-I-E-I-O!  
With a woof-woof here,  
And a woof-woof there,  
Here a woof, there a woof, everywhere a woof-woof,  
Old MacDonald had some pets,  
E-I-E-I-O!

And one pet he had was a cat...  
With a meow-meow here...

And one pet he had was a bird...  
With a tweet-tweet here...


And one pet he had was a bunny...  
With a hop-hop here...

And one pet he had was a fish...  
With a blub-blub here...

And one pet he had was a hamster...  
With a squeak-squeak here...

And one pet he had was a snake...  
With a hiss-hiss here...

And one pet he had was a turtle...  
With a slow-slow here...



**Thank you** for downloading this product; I hope you will enjoy using it and that it will be a valuable resource for you! I value your feedback, so please don't hesitate to contact me if you have any concerns whatsoever as I will endeavour to address them. And if you like what I've done, please let me know by leaving feedback at my online store :)

Lavinia

[lavinia@kinder-resources.com](mailto:lavinia@kinder-resources.com)

**ILLUSTRATIONS** Kari Bolt, Erin Colleen Design, Little Red, Whimsy Clips, PartyHead Graphics, Ramona Majdis, Zip-a-Dee-doo-dah-Designs, Bunny on a Cloud, Krista Wallden - Creative Clips, Creating4 the Classroom, Rainbow Sprinkle Studio - Sasha Mitten, First Class Clipart, ClipArtisan, Muggy Studio

[teacherspayteachers.com/Store/Kari-Bolt](https://www.teacherspayteachers.com/Store/Kari-Bolt)    [teacherspayteachers.com/Store/Erin-Colleen-Design](https://www.teacherspayteachers.com/Store/Erin-Colleen-Design)  
[teacherspayteachers.com/Store/Littlered](https://www.teacherspayteachers.com/Store/Littlered)    [teacherspayteachers.com/Store/Whimsy-Clips](https://www.teacherspayteachers.com/Store/Whimsy-Clips)    [teacherspayteachers.com/Store/Partyhead-Graphics](https://www.teacherspayteachers.com/Store/Partyhead-Graphics)  
[teacherspayteachers.com/Store/Ramona-Majdis](https://www.teacherspayteachers.com/Store/Ramona-Majdis)    [teacherspayteachers.com/Store/Zip-a-dee-doo-dah-Designs](https://www.teacherspayteachers.com/Store/Zip-a-dee-doo-dah-Designs)  
[teacherspayteachers.com/Store/Bunny-On-A-Cloud](https://www.teacherspayteachers.com/Store/Bunny-On-A-Cloud)    [teacherspayteachers.com/Store/Krista-Wallden-Creative-Clips](https://www.teacherspayteachers.com/Store/Krista-Wallden-Creative-Clips)  
[teacherspayteachers.com/Store/Creating4-The-Classroom](https://www.teacherspayteachers.com/Store/Creating4-The-Classroom)    [teacherspayteachers.com/Store/Rainbow-Sprinkle-Studio-Sasha-Mitten](https://www.teacherspayteachers.com/Store/Rainbow-Sprinkle-Studio-Sasha-Mitten)  
[teacherspayteachers.com/Store/First-Class-Clipart](https://www.teacherspayteachers.com/Store/First-Class-Clipart)    [etsy.com/au/shop/ClipArtisan](https://www.etsy.com/au/shop/ClipArtisan)    [teacherspayteachers.com/Store/Muggy-Studio](https://www.teacherspayteachers.com/Store/Muggy-Studio)

This packet contains Images used under license from Shutterstock.com

**FONTS** [schoolfonts.com.au](https://www.schoolfonts.com.au)    [teacherspayteachers.com/Store/Kimberly-Geswein-Fonts](https://www.teacherspayteachers.com/Store/Kimberly-Geswein-Fonts)  
[teacherspayteachers.com/Store/Ramonam-Graphics](https://www.teacherspayteachers.com/Store/Ramonam-Graphics)

**PRINTING TIP** This resource has been designed for printing on A4-sized paper. If you are printing on a different size, select "shrink to printable area" or "print to fit page" (or a similar option) in order for the contents of this unit to print correctly.

Copyright © 2025 by Lavinia Pop - All rights reserved by author.

Purchase of this item entitles the purchaser the right to reproduce the pages for personal and classroom use. Duplication for other classes, an entire school or commercial purposes is strictly prohibited without written permission from the author. Minor editing is permitted only for personal use, however the document remains under copyright even when edited. Posting this item in whole or in part on the Internet in any form is strictly prohibited and is a violation of the Digital Millennium Copyright Act (DMCA).

Please be fair and don't share! If you are not the original purchaser of this file, please visit my store to purchase a copy. [Kinder-Resources.com](https://www.Kinder-Resources.com)

let's connect!



[Kinder-Resources.com](https://www.Kinder-Resources.com)



[facebook.com/KinderResources](https://facebook.com/KinderResources)



[instagram.com/laviniapop\\_kinder\\_resources](https://instagram.com/laviniapop_kinder_resources)



[pinterest.com/laviniapop](https://pinterest.com/laviniapop)



# Introduction

Pets are a special part of our lives, bringing joy, love, and important lessons about responsibility and care. This Pet Preschool Circle Time Plan is designed to engage young learners with fun, interactive activities, songs, discussions, and hands-on experiences all about pets. Throughout the week, children will explore different types of pets and their unique characteristics, learn how to care for them, and discover how pets communicate through sounds and behaviors. They will also engage in movement activities, pretending to be different animals, and use their creativity to imagine and design their dream pets.

With engaging stories, playful songs, and hands-on role-play, this plan encourages curiosity, empathy, and a love for animals. Whether children have pets at home or are simply fascinated by them, this program will spark excitement and meaningful learning. Get ready for a pawsome adventure!

## What's Included:

### 1. Detailed Circle Time plans

Each day of the week is planned with a structured circle time agenda that includes:

- *Introduction:* A brief and captivating introduction to the daily theme, setting the stage for the day's activities.
- *Song:* A fun and educational song related to the daily theme, designed to engage children and reinforce learning through music and movement.
- *Read aloud and discussion:* A carefully selected picture book paired with thought-provoking discussion questions to enhance comprehension and encourage interaction.
- *Activities:* Creative and hands-on activities that complement the day's theme, fostering gross and fine motor skills, creativity, and critical thinking.

### 2. Posters and props

Enhance Circle Time with visual and tactile aids:

- *Posters:* Vibrant posters featuring the lyrics and illustrations for each daily song, making it easy for children to follow along and participate. The product also includes non-fiction posters, providing educational content alongside the fun.
- *Props:* Printable props related to each song and theme help bring the songs and stories to life and engage children in interactive play.

### 3. Printables for all activities:

Not all days include activities that require printables. However, optional printables are included for each day if you would like to use them. They include:

- Group activity printables
- Worksheets
- Craft templates

## Why You'll Love This Resource:

- **Comprehensive and convenient learning:** A complete week of themed learning activities and resources in one packet.
- **Easy to use:** Detailed plans, printables, and props make it straightforward to create a dynamic and engaging circle time experience.
- **Educational and entertaining:** Each component is designed to be both educational and fun, keeping children excited and involved.

Happy Teaching :)



# Pets

	Objective	Read Aloud	Activity
<b>Day 1</b>	<p><b>Introduction to Pets</b></p> <p>Children will identify different pet sounds and recognize how pets communicate through sound.</p>	<p><b>Book:</b> "Some Pets" by Angela DiTerlizzi</p> <p><b>Discussion:</b> Ways pets can be different from each other and what makes each pet special.</p>	<p><b>Guess the Pet Sound</b></p> <p>Children listen to pet sounds, guess the animal, and discuss how pets communicate.</p> <p><b>Materials:</b> Audio clips of pet sounds, speaker /tablet, pet images.</p>
<b>Day 2</b>	<p><b>Dogs and Cats</b></p> <p>Children will compare and contrast the behaviors of dogs and cats using visual cues and discussion.</p>	<p><b>Book:</b> "If You Give a Cat a Cupcake" by Laura Numeroff</p> <p><b>Discussion:</b> How cats and dogs have different needs and how we can take care of them properly.</p>	<p><b>Compare Dog vs. Cat Behavior</b></p> <p>Children compare how dogs and cats behave using pictures and discussion.</p> <p><b>Materials:</b> Dog and cat behavior printables.</p>
<b>Day 3</b>	<p><b>Small and Unusual Pets</b></p> <p>Children will demonstrate an understanding of different pet movements by imitating how various animals move.</p>	<p><b>Book:</b> "Not Norman: A Goldfish Story" by Kelly Bennett</p> <p><b>Discussion:</b> What fish need to be happy and how even small pets can be great companions.</p>	<p><b>Move Like a Pet</b></p> <p>Children imitate pet movements and play a freeze dance game.</p> <p><b>Materials:</b> Open space for movement, pet picture cards.</p>
<b>Day 4</b>	<p><b>Pet Care &amp; Responsibility</b></p> <p>Children will role-play as veterinarians and pet owners to learn about pet care and responsibility.</p>	<p><b>Book:</b> "How Do Dinosaurs Love Their Dogs?" by Jane Yolen</p> <p><b>Discussion:</b> The right and wrong ways to take care of a pet and why pets need love and responsibility.</p>	<p><b>Pet Care Role Play – Vet Clinic</b></p> <p>Children pretend to be veterinarians, caring for stuffed animal pets.</p> <p><b>Materials:</b> Toy doctor kits, stuffed animals, bandages, toy syringes, pretend pet food bowls.</p>
<b>Day 5</b>	<p><b>My Dream Pet</b></p> <p>Children will use creativity to design and describe their dream pet while considering its needs and characteristics.</p>	<p><b>Book:</b> "What Pet Should I Get?" by Dr. Seuss</p> <p><b>Discussion:</b> How to choose the right pet and what to think about before getting one.</p>	<p><b>Draw My Dream Pet</b></p> <p>Children draw and describe their dream pet, then share with the class.</p> <p><b>Materials:</b> "My Dream Pet" template, crayons, markers.</p>

# Pets

## Day 2: Dogs and Cats

Children will compare and contrast the behaviors of dogs and cats using visual cues and discussion.

### Introduction

Ask the children, "What do dogs and cats eat?" Let them share their ideas and discuss the differences in diet for dogs and cats. Continue by asking, "How do we take care of dogs and cats?" Discuss feeding, grooming, and exercise needs for both pets. Ask, "How do dogs and cats show love?" Explore how pets show affection, like wagging their tails or purring. Help the children notice the differences between how dogs and cats show love and affection.

### Song

Old MacDonald Had Some Pets" (Tune: "Old MacDonald Had a Farm")  
one verse or more

**Prop:** Pet props (one or more)

**Action:** Encourage children to sing along and act out the animal movements while making the sounds. Have kids pretend to wag their tails like a dog, swish their whiskers like a cat, or flap their arms like a bird.




### Read Aloud & Discussion

**Book:** "If You Give a Cat a Cupcake" by Laura Numeroff

**Before Reading:** "Have you ever eaten a cupcake? They are sweet treats for people, but do you think a cat would eat one? This book is about a cat who gets a cupcake, and it leads to a big adventure! Let's find out what happens next!"

**After Reading:** "That cat had such a silly adventure! What happened after the cat got a cupcake? Did he really need a cupcake, or did he need something else? What kinds of foods are good for cats to eat?"



### Activity

#### Comparing Cats and Dogs

**Materials:** Comparing Cats & Dogs printable

**Activity:** Show a card one at a time. Read the description aloud and ask, "Is this something a dog does or something a cat does?" Have a child place the card under "dogs" or "cats" on the sorting board. Once all cards are sorted, go through them as a group and discuss if they are correct. Talk about similarities (both purr or wag when happy!) and differences (dogs love to fetch, cats love to climb!).

**Extension:** Have children take turns picking a card and acting out the behavior while the rest of the group guesses if they are being a dog or a cat.

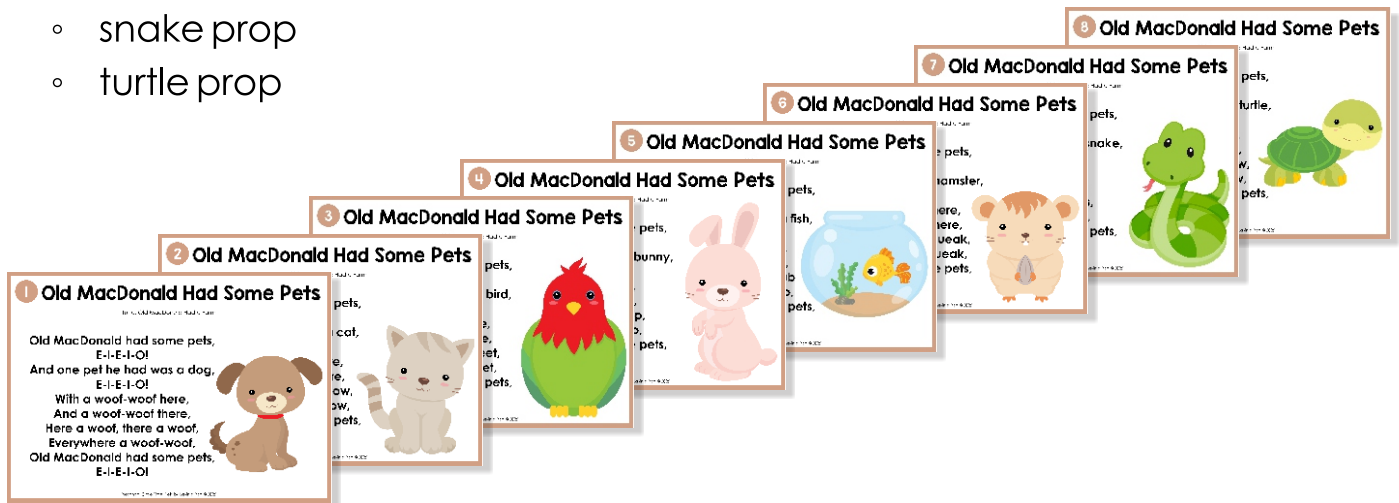


# Pets

## Circle Time Song Posters and Props

This section includes all song posters and props.

- *Pets complete song poster*
- *Pets verse song posters*
- dog prop
- cat prop
- bird prop
- rabbit prop
- fish prop
- hamster prop
- snake prop
- turtle prop





# Old MacDonald Had Some Pets

tune: *Old MacDonald Had a Farm*

Old MacDonald had some pets,  
E-I-E-I-O!

And one pet he had was a dog,  
E-I-E-I-O!

With a woof-woof here,  
And a woof-woof there,  
Here a woof, there a woof, everywhere a woof-woof,  
Old MacDonald had some pets,  
E-I-E-I-O!




And one pet he had was a cat...  
With a meow-meow here...

And one pet he had was a bird...  
With a tweet-tweet here...



And one pet he had was a bunny...  
With a hop-hop here...

And one pet he had was a fish...  
With a blub-blub here...



And one pet he had was a hamster...  
With a squeak-squeak here...

And one pet he had was a snake...  
With a hiss-hiss here...






And one pet he had was a turtle...  
With a slow-slow here...

# Circle Time Props

Print, laminate and cut out. If using on a felt board, attach velcro to the back of each piece. If using on a white board, attach magnetic strips to the back of each piece.

Print multiple copies and attach to craft sticks for children to use (optional).

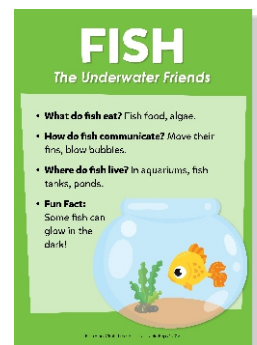
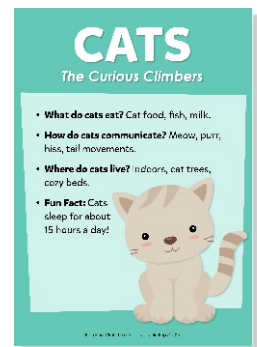


# Pets

## Classroom Posters

This section includes posters you might like to display in your classroom.

- Pets with non fiction information (12)
  - Dogs
  - Cats
  - Fish
  - Birds
  - Rabbits
  - Hamsters
  - Turtles
  - Guinea Pigs
  - Snakes
  - Frogs
  - Ferrets
  - Mice





# DOGS

## *Our Loyal Friends*


- **What do dogs eat?** Dog food, bones, treats.
- **How do dogs communicate?** Bark, wag tail, lick, jump.
- **Where do dogs live?** In houses, dog beds, doghouses.
- **Fun Fact:** Dogs can learn more than 100 words!



# HAMSTERS

## *The Tiny Explorers*

- **What do hamsters eat?** Seeds, grains, fruits.
- **How do hamsters communicate?** Squeak, sniff, wiggle whiskers.
- **Where do hamsters live?** In cages with tunnels, burrows.
- **Fun Fact:**  
Hamsters stuff food in their cheeks to save it for later!



# TURTLES

## *The Slow and Steady Pets*

- **What do turtles eat?** Lettuce, insects, pellets.
- **How do turtles communicate?** Lettuce, insects, pellets.
- **Where do turtles live?** In water tanks, ponds, land enclosures.
- **Fun Fact:** Turtles can live over 100 years!






# Pets

## Activities & Worksheets

This section includes all the necessary lesson printables, along with some additional activities and worksheets. You can use these pages as outlined in the lesson plan or on different days, depending on your needs.

### Day 1: Introduction to Pets

- **Lesson Activity:** Guess the Pet Sound (12 pet cards)
- *Additional Activity:* Sorting Animals: Pet | Not a Pet
- *Additional Activity:* Pet Homes matching



### Day 2: Dogs and Cats

- **Lesson Activity:** Comparing Cards and Dogs
- *Additional Activity:* Cat's Things
- *Additional Activity:* Dog's Things



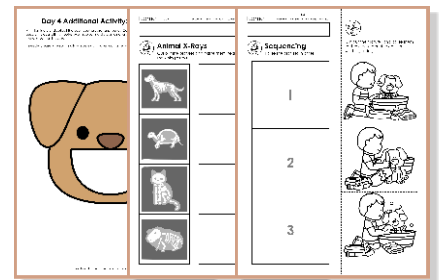
### Day 3: Small and Unusual Pets

- **Lesson Activity:** Move Like a Pet (28 cards)
- *Additional Activity:* Sorting Pets: Furry Pets | Scaly Pets
- *Additional Activity:* Shadow Matching Pets




### Day 4: Pet Care & Responsibility

- *Additional Activity:* Feed the Dog
- *Additional Activity:* Animal X-Rays matching
- *Additional Activity:* Sequencing: Washing a Dog



### Day 5: My Dream Pet

- **Lesson Activity:** My Dream Pet Drawing
- *Additional Activity:* Pets I Like
- *Additional Activity:* What is Different



Name: \_\_\_\_\_

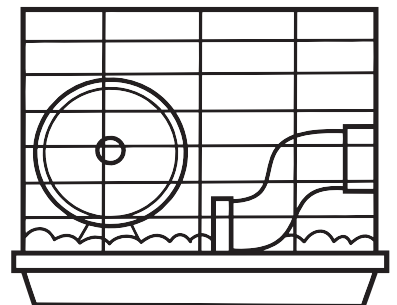






Day 1

Preschool Circle Time: Pets by Lavinia Pop © 2025



# Pet Homes

Draw lines to match the pets to their homes.



# Day 2 Activity: Comparing Cats & Dogs

Print, laminate and cut out. If using on a felt board, attach velcro to the back of each piece. If using on a white board, attach magnetic strips to the back of each piece.

# cats



# dogs





**sleeps in cozy, hidden soft bed**



**sleeps in a bed**



**eats cat food**



**eats dog food**



**plays with small toys**



**plays fetch**





**uses a litter box**



**needs to go outside for bathroom breaks**



**rubs against people to show affection**



**licks people to show affection**



**explores on their own**



**follows owners around**





**enjoys chin scratches and back rubs**



**enjoys belly rubs and pets**



**greet people by rubbing against their legs**



**greet people by jumping, licking or wagging tail**



**climbs on furniture and high places**



**follows commands**



**sharpens claws on furniture**



**chews on bones or toys**



**pounces on toys**



**sniffs everything**



**sunbathes in warm spots**



**diggs holes in the yard**





**MEOW**

meows to communicate



**WOOF**

barks to communicate



**HISS**

hiss if scared or annoyed




**GROWL**

growls to protect its home



**purr**

purrs when happy



wags tail when happy

Name: \_\_\_\_\_

Day 5

Preschool Circle Time: Pets by Lavinia Pop © 2025




## Pets I Like


Circle the pets that you like.



hamster




rabbit



frog



dog




snake




bird




fish




lizard



turtle




ferret



cat



guinea pig



# Additional Resources



let's connect!



[Kinder-Resources.com](http://Kinder-Resources.com)



[facebook.com/KinderResources](https://facebook.com/KinderResources)



[instagram.com/laviniapop\\_kinder\\_resources](https://instagram.com/laviniapop_kinder_resources)



[pinterest.com/laviniapop](https://pinterest.com/laviniapop)