

# valentine's day CIRCLE TIME

5  
LESSONS

circle time plans | songs | posters | activities | printables



Lavinia Pop

# Valentine's Day

## PRESCHOOL CIRCLE TIME

5 lesson plans | songs | posters | activities | printables



Lavinia Pop

**Thank you** for downloading this product; I hope you will enjoy using it and that it will be a valuable resource for you! I value your feedback, so please don't hesitate to contact me if you have any concerns whatsoever as I will endeavour to address them. And if you like what I've done, please let me know by leaving feedback at my online store :)

Lavinia

[lavinia@kinder-resources.com](mailto:lavinia@kinder-resources.com)

**ILLUSTRATIONS** Kari Bolt, Erin Colleen Design, Little Red, Whimsy Clips, PartyHead Graphics, Ramona Majdis, Zip-a-Dee-doo-dah-Designs, Bunny on a Cloud, Krista Wallden - Creative Clips, Creating4 the Classroom, Rainbow Sprinkle Studio - Sasha Mitten, First Class Clipart, ClipArtisan, Muggy Studio

[teacherspayteachers.com/Store/Kari-Bolt](https://www.teacherspayteachers.com/Store/Kari-Bolt) [teacherspayteachers.com/Store/Erin-Colleen-Design](https://www.teacherspayteachers.com/Store/Erin-Colleen-Design)  
[teacherspayteachers.com/Store/Littlered](https://www.teacherspayteachers.com/Store/Littlered) [teacherspayteachers.com/Store/Whimsy-Clips](https://www.teacherspayteachers.com/Store/Whimsy-Clips) [teacherspayteachers.com/Store/PartyHead-Graphics](https://www.teacherspayteachers.com/Store/PartyHead-Graphics)  
[teacherspayteachers.com/Store/Ramona-Majdis](https://www.teacherspayteachers.com/Store/Ramona-Majdis) [teacherspayteachers.com/Store/Zip-a-dee-doo-dah-Designs](https://www.teacherspayteachers.com/Store/Zip-a-dee-doo-dah-Designs)  
[teacherspayteachers.com/Store/Bunny-On-A-Cloud](https://www.teacherspayteachers.com/Store/Bunny-On-A-Cloud) [teacherspayteachers.com/Store/Krista-Wallden-Creative-Clips](https://www.teacherspayteachers.com/Store/Krista-Wallden-Creative-Clips)  
[teacherspayteachers.com/Store/Creating4-The-Classroom](https://www.teacherspayteachers.com/Store/Creating4-The-Classroom) [teacherspayteachers.com/Store/Rainbow-Sprinkle-Studio-Sasha-Mitten](https://www.teacherspayteachers.com/Store/Rainbow-Sprinkle-Studio-Sasha-Mitten)  
[teacherspayteachers.com/Store/First-Class-Clipart](https://www.teacherspayteachers.com/Store/First-Class-Clipart) [etsy.com/au/shop/ClipArtisan](https://www.etsy.com/au/shop/ClipArtisan) [teacherspayteachers.com/Store/Muggy-Studio](https://www.teacherspayteachers.com/Store/Muggy-Studio)

This packet contains Images used under license from Shutterstock.com

**FONTS** [schoolfonts.com.au](https://www.schoolfonts.com.au) [teacherspayteachers.com/Store/Kimberly-Geswein-Fonts](https://www.teacherspayteachers.com/Store/Kimberly-Geswein-Fonts)  
[teacherspayteachers.com/Store/Ramonam-Graphics](https://www.teacherspayteachers.com/Store/Ramonam-Graphics)

**PRINTING TIP** This resource has been designed for printing on A4-sized paper. If you are printing on a different size, select "shrink to printable area" or "print to fit page" (or a similar option) in order for the contents of this unit to print correctly.

Copyright © 2025 by Lavinia Pop - All rights reserved by author.

Purchase of this item entitles the purchaser the right to reproduce the pages for personal and classroom use. Duplication for other classes, an entire school or commercial purposes is strictly prohibited without written permission from the author. Minor editing is permitted only for personal use, however the document remains under copyright even when edited. Posting this item in whole or in part on the Internet in any form is strictly prohibited and is a violation of the Digital Millennium Copyright Act (DMCA).

Please be fair and don't share! If you are not the original purchaser of this file, please visit my store to purchase a copy. [Kinder-Resources.com](https://www.Kinder-Resources.com)

let's connect!



[Kinder-Resources.com](https://www.Kinder-Resources.com)



[facebook.com/KinderResources](https://facebook.com/KinderResources)



[instagram.com/laviniapop\\_kinder\\_resources](https://instagram.com/laviniapop_kinder_resources)



[pinterest.com/laviniapop](https://pinterest.com/laviniapop)



# Introduction

Celebrate love, kindness, and friendship with this Valentine's Day Preschool Activity Pack! Designed for young learners, this engaging collection includes hands-on crafts, interactive games, and meaningful activities that promote social-emotional learning, creativity, and early literacy and math skills. Perfect for circle time, small group activities, or independent exploration, these resources will help children express love and appreciation while having fun. Whether you're a teacher, homeschooler, or parent, this pack provides everything you need to create a memorable Valentine's Day experience for little learners!

## What's Included:

### 1. Detailed Circle Time plans

Each day of the week is planned with a structured circle time agenda that includes:

- *Introduction:* A brief and captivating introduction to the daily theme, setting the stage for the day's activities.
- *Song:* A fun and educational song related to the daily theme, designed to engage children and reinforce learning through music and movement.
- *Read aloud and discussion:* A carefully selected picture book paired with thought-provoking discussion questions to enhance comprehension and encourage interaction.
- *Activities:* Creative and hands-on activities that complement the day's theme, fostering gross and fine motor skills, creativity, and critical thinking.

### 2. Posters and props

Enhance Circle Time with visual and tactile aids:

- *Posters:* Vibrant posters featuring the lyrics and illustrations for each daily song, making it easy for children to follow along and participate. The product also includes non-fiction posters, providing educational content alongside the fun.
- *Props:* Printable props related to each song and theme help bring the songs and stories to life and engage children in interactive play.

### 3. Printables for all activities:

Not all days include activities that require printables. However, optional printables are included for each day if you would like to use them. They include:

- Group activity printables
- Worksheets
- Craft templates

## Why You'll Love This Resource:

- **Comprehensive and convenient learning:** A complete week of themed learning activities and resources in one packet.
- **Easy to use:** Detailed plans, printables, and props make it straightforward to create a dynamic and engaging circle time experience.
- **Educational and entertaining:** Each component is designed to be both educational and fun, keeping children excited and involved.

Happy Teaching :)



# Valentine's Day

	Objective	Read Aloud	Activity
<b>Day 1</b>	<b>Love and Kindness</b>  Children will understand the concepts of love and kindness, focusing on sharing, friendship, and appreciation.	<b>Book:</b> "Kindness Makes Us Strong" by Sophie Beer <b>Discussion:</b> How kindness can bring us closer together. Explore examples like helping, sharing, and including others.	<b>Handprint Keepsake Craft</b> Children create a special Valentine's Day handprint gift for their parents. <b>Materials:</b> "Happy Valentine's Day" printable, red and pink paint, paintbrushes, markers.
<b>Day 2</b>	<b>Valentine's Day Friends</b>  Children will recognize the qualities of friendship and explore ways to show love to their friends.	<b>Book:</b> "Construction Site: You're Just Right" by Sherri Duskey Rinker <b>Discussion:</b> How the construction vehicles work together as friends. Discuss qualities like kindness, helping, and caring.	<b>Valentine's Friendship Card Craft</b> Children make friendship cards using pompom stampers. <b>Materials:</b> White cardstock, heart templates, red, pink, and purple paint, pompoms, clothespins.
<b>Day 3</b>	<b>Feelings and Love</b>  Children will explore emotions related to love and practice expressing love through different actions.	<b>Book:</b> "I Love You All Day Long" by Francesca Rusackas <b>Discussion:</b> How love makes us feel happy, safe, and cared for. Explore different ways to show love to others.	<b>How Do You Show Love? Chart</b> Children brainstorm ways to show love and kindness and categorize their ideas. <b>Materials:</b> "How Do You Show Love?" printables.
<b>Day 4</b>	<b>Valentine's Day Shapes</b>  Children will identify and explore basic shapes in the context of Valentine's Day decorations and crafts.	<b>Book:</b> "My Heart is Like a Zoo" by Michael Hall <b>Discussion:</b> How shapes can create fun designs, like hearts for Valentine's Day. Identify and discuss the shapes seen in the story.	<b>Shape Hunt Around the Room</b> Children search the classroom for different shapes. <b>Materials:</b> Shape Hunt printable, pencils, crayons, clipboards.
<b>Day 5</b>	<b>Acts of Kindness</b>  Children will recognize the importance of kindness and practice showing love through kind actions.	<b>Book:</b> "How Kind!" by Mary Murphy <b>Discussion:</b> How kindness spreads from one person to another. Discuss simple ways to show kindness, like helping and sharing.	<b>Acts of Kindness Partners</b> Children complete kindness challenges with a partner throughout the day. <b>Materials:</b> Kindness Task Cards printable, plastic keyrings.

# Valentine's Day

## Day 5: Acts of Kindness

Children will recognize the importance of kindness and practice showing love through kind actions.

## Introduction

**What is Kindness?** Ask the children: "What does it mean to be kind?" Let them share their thoughts. Guide the discussion toward actions like sharing, helping, using kind words, and caring for others. **Why is Kindness Important?** Ask: "How does it feel when someone is kind to you? How does it make others feel when we are kind to them?" Emphasize that small acts of kindness can make others feel happy and special.

## Song

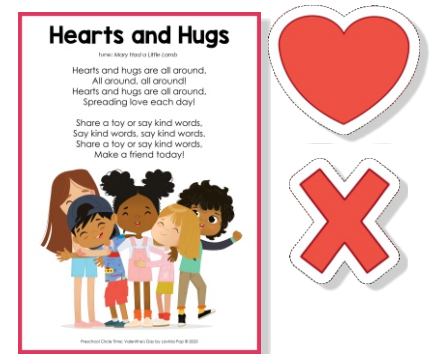
"Hearts and Hugs" (Tune: "Mary Had a Little Lamb")

**Prop:** Heart and Hug (X) glued to two popsicle sticks

**Actions:**

**Verse 1:** Make a big heart shape with hands, then hug yourself. Extend arms out big outward circles to show "all around." Blow a kiss.

**Verse 2:** Pretend to hand a toy to a friend, then cup hands around mouth like speaking. Give a high five to another child.




## Read Aloud & Discussion

**Book:** "How Kind!" by Mary Murphy

**Before Reading:** "Have you ever done something kind for someone, or has someone been kind to you? This book is about all the ways we can show kindness to others. Let's see how the characters in the story spread kindness every day!"

**After Reading:** "What did we learn about kindness today? Kindness can be as simple as helping or sharing, and it makes everyone feel good! What was your favorite act of kindness in the story?"



## Activity

### Acts of Kindness Partners

**Materials:** Kindness Task Cards printable, plastic key ring

**Activity:** Pair children up as "kindness buddies" for the day. Explain that they will help and support each other by doing kind things throughout the day. Provide each pair with a task card or list of activities that they can complete together. Children are encouraged to help one another during different parts of the day, such as snack time, playtime, or cleanup.

**Extension:** At the end of the day, gather the children together and ask them to share how they helped their buddy. Encourage them to reflect on what kind things they did for their buddy and what kind things their buddy did for them.

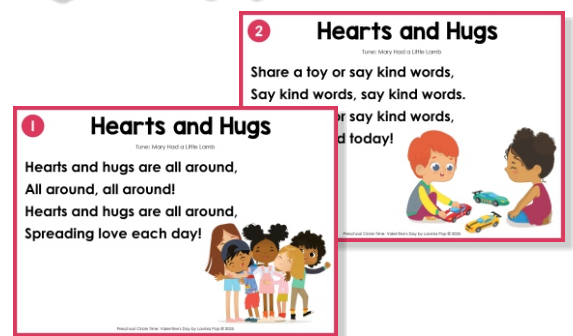



# Valentine's Day

## Circle Time Song Posters and Props

This section includes all song posters and props.

- *Hearts and Hugs* complete song poster
- *Hearts and Hugs* verse song posters
- Heart prop
- Hug (X) prop





# Hearts and Hugs

tune: *Mary Had a Little Lamb*

Hearts and hugs are all around,  
All around, all around!  
Hearts and hugs are all around,  
Spreading love each day!

Share a toy or say kind words,  
Say kind words, say kind words.  
Share a toy or say kind words,  
Make a friend today!




# Valentine's Day

## Classroom Posters

This section includes posters you might like to display in your classroom.

- Kindness Makes Us Strong!
- What Makes a Good Friend?
- How Do You Feel Today?
- Shapes All Around Us!
- Ways To Be Kind



# What Makes a Good Friend?



*How can you be a good friend today?*



# Valentine's Day

## Activities & Worksheets

This section includes all the necessary lesson printables, along with some additional activities and worksheets. You can use these pages as outlined in the lesson plan or on different days, depending on your needs.


### Day 1: Love and Kindness

- **Lesson Activity:** Valentine's Day Handprint Art
- *Additional Activity:* Sorting Kind and Unkind Behavior
- *Additional Activity:* Find and Circle Hearts




### Day 2: Valentine's Day Friends

- **Lesson Activity:** Valentine's Friendship Card Craft
- *Additional Activity:* Trace the Words: Good Friends
- *Additional Activity:* My Valentine Friend Draw and Write



### Day 3: Feelings and Love

- **Lesson Activity:** Valentine's Friendship Card Craft
- *Additional Activity:* Match the Emotions
- *Additional Activity:* Maze: What's Inside



### Day 4: Valentine's Day Shapes

- **Lesson Activity:** Valentine's Day Scavenger Hunt
- *Additional Activity:* Matching Halves: Hearts
- *Additional Activity:* Cookie Shape Match (2 pages)



### Day 5: Acts of Kindness

- **Lesson Activity:** Kindness Task Cards
- *Additional Activity:* Being Kind Draw and Write
- *Additional Activity:* Acts of Kindness Shadow Match





Name: \_\_\_\_\_ Day 4    Preschool Circle Time: Valentine's Day by Lavinia Pop © 2025



## Matching Halves

Match the hearts.



# Day 5 Activity: Kindness Task Cards

Print multiple copies and cut them out. Use a hole punch where indicated, then thread the cards onto a plastic key ring. Assign each pair of children one or more cards to complete.

## Kindness Task Card



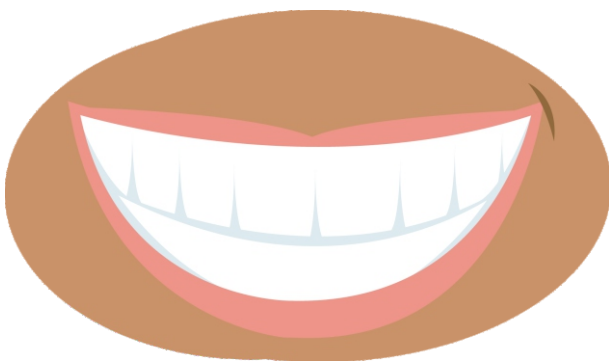
Help with a jacket.

## Kindness Task Card



Invite a friend to play.

## Kindness Task Card



Give a smile.


## Kindness Task Card



Walk together.



# Additional Resources



let's connect!



[Kinder-Resources.com](http://Kinder-Resources.com)



[facebook.com/KinderResources](https://facebook.com/KinderResources)



[instagram.com/laviniaPOP\\_kinder\\_resources](https://instagram.com/laviniaPOP_kinder_resources)



[pinterest.com/laviniaPOP](https://pinterest.com/laviniaPOP)