

easter

CIRCLE TIME

5
LESSONS

circle time plans | songs | posters | activities | printables

Easter Egg Colors
Color the Easter eggs accordingly.

blue red
orange purple brown

Sharing Easter Treats
Cut and paste the Easter treats so that each child has the same.

What Doesn't Belong?
Circle the picture that doesn't belong.

Easter Egg Number Match 1
Cut and paste the numbers in the correct box.

Easter Egg Shape Match 1
Cut and paste the Easter eggs next to the matching shapes.

Easter Colors & Patterns
baby blue lavender soft pink pale yellow mint green

HAPPY EASTER
This little egg is special,
and made by me with care.
It brings you hugs and kisses,
and lots of love to share!

Love, Lavinia

Five Little Easter Eggs
Tune: Five Little Monkeys

Five little Easter eggs hidden here and there,
I found one hiding behind a chair!
Where, oh where, could another egg be?
Four little eggs still hiding from me!

Four little Easter eggs hidden here and there,
I found one right beside the stair!
Where, oh where, could another egg be?
Three little eggs still hiding from me!

Three little Easter eggs hidden here and there,
I found one near a teddy bear!
Where, oh where, could another egg be?
Two little eggs still hiding from me!

Two little Easter eggs hidden here and there,
I found one resting near a pear!
Where, oh where, could another egg be?
One little egg still hiding from me!

One little Easter egg hidden here and there,
I found it by the rocking chair!
There are no more eggs for me to find,
My hunt is over, but I don't mind!

Lavinia Pop

Easter

PRESCHOOL CIRCLE TIME

5 lesson plans | songs | posters | activities | printables

Name: _____

Easter Egg Colors
Color the Easter egg accordingly.

Name: _____

Sharing Easter Treats
Cut and paste the Easter treats so that each child has the same amount.

Name: _____

What Doesn't Belong?
Circle the picture that doesn't belong.

Name: _____

Easter Egg Number Match 1
Cut and paste the numbers in the correct box.

Name: _____

Easter Egg Shape Match 1
Cut and paste the Easter eggs next to the matching shapes.

Easter Colors & Patterns

baby blue lavender soft pink pale yellow mint green

HAPPY EASTER

This little egg is special, and made by me with care. It brings you hugs and kisses, and lots of love to share!

Love, Lavinia



Five Little Easter Eggs

Tune: Five Little Monkeys

Five little Easter eggs hidden here and there, I found one hiding behind a chair! Where, oh where, could another egg be? Four little eggs still hiding from me!

Four little Easter eggs hidden here and there, I found one right beside the stair! Where, oh where, could another egg be? Three little eggs still hiding from me!

Three little Easter eggs hidden here and there, I found one near a teddy bear! Where, oh where, could another egg be? Two little eggs still hiding from me!

Two little Easter eggs hidden here and there, I found one resting near a pear! Where, oh where, could another egg be? One little egg still hiding from me!

One little Easter egg hidden here and there, I found it by the rocking chair! There are no more eggs for me to find, My hunt is over, but I don't mind!

Easter

Easter



Thank you for downloading this product; I hope you will enjoy using it and that it will be a valuable resource for you! I value your feedback, so please don't hesitate to contact me if you have any concerns whatsoever as I will endeavour to address them. And if you like what I've done, please let me know by leaving feedback at my online store :)

Lavinia

lavinia@kinder-resources.com

ILLUSTRATIONS Kari Bolt, Erin Colleen Design, Little Red, Whimsy Clips, PartyHead Graphics, Ramona Majdis, Zip-a-Dee-doo-dah-Designs, Bunny on a Cloud, Krista Wallden - Creative Clips, Creating4 the Classroom, Rainbow Sprinkle Studio - Sasha Mitten, First Class Clipart, ClipArtisan, Muggy Studio

[teacherspayteachers.com/Store/Kari-Bolt](https://www.teacherspayteachers.com/Store/Kari-Bolt) [teacherspayteachers.com/Store/Erin-Colleen-Design](https://www.teacherspayteachers.com/Store/Erin-Colleen-Design)
[teacherspayteachers.com/Store/Littlered](https://www.teacherspayteachers.com/Store/Littlered) [teacherspayteachers.com/Store/Whimsy-Clips](https://www.teacherspayteachers.com/Store/Whimsy-Clips) [teacherspayteachers.com/Store/Partyhead-Graphics](https://www.teacherspayteachers.com/Store/Partyhead-Graphics)
[teacherspayteachers.com/Store/Ramona-Majdis](https://www.teacherspayteachers.com/Store/Ramona-Majdis) [teacherspayteachers.com/Store/Zip-a-dee-doo-dah-Designs](https://www.teacherspayteachers.com/Store/Zip-a-dee-doo-dah-Designs)
[teacherspayteachers.com/Store/Bunny-On-A-Cloud](https://www.teacherspayteachers.com/Store/Bunny-On-A-Cloud) [teacherspayteachers.com/Store/Krista-Wallden-Creative-Clips](https://www.teacherspayteachers.com/Store/Krista-Wallden-Creative-Clips)
[teacherspayteachers.com/Store/Creating4-The-Classroom](https://www.teacherspayteachers.com/Store/Creating4-The-Classroom) [teacherspayteachers.com/Store/Rainbow-Sprinkle-Studio-Sasha-Mitten](https://www.teacherspayteachers.com/Store/Rainbow-Sprinkle-Studio-Sasha-Mitten)
[teacherspayteachers.com/Store/First-Class-Clipart](https://www.teacherspayteachers.com/Store/First-Class-Clipart) [etsy.com/au/shop/ClipArtisan](https://www.etsy.com/au/shop/ClipArtisan) [teacherspayteachers.com/Store/Muggy-Studio](https://www.teacherspayteachers.com/Store/Muggy-Studio)

This packet contains Images used under license from Shutterstock.com

FONTS [schoolfonts.com.au](https://www.schoolfonts.com.au) [teacherspayteachers.com/Store/Kimberly-Geswein-Fonts](https://www.teacherspayteachers.com/Store/Kimberly-Geswein-Fonts)
[teacherspayteachers.com/Store/Ramonam-Graphics](https://www.teacherspayteachers.com/Store/Ramonam-Graphics)

PRINTING TIP This resource has been designed for printing on A4-sized paper. If you are printing on a different size, select "shrink to printable area" or "print to fit page" (or a similar option) in order for the contents of this unit to print correctly.

Copyright © 2025 by Lavinia Pop - All rights reserved by author.

Purchase of this item entitles the purchaser the right to reproduce the pages for personal and classroom use. Duplication for other classes, an entire school or commercial purposes is strictly prohibited without written permission from the author. Minor editing is permitted only for personal use, however the document remains under copyright even when edited. Posting this item in whole or in part on the Internet in any form is strictly prohibited and is a violation of the Digital Millennium Copyright Act (DMCA).

Please be fair and don't share! If you are not the original purchaser of this file, please visit my store to purchase a copy. [Kinder-Resources.com](https://www.Kinder-Resources.com)

let's connect!



[Kinder-Resources.com](https://www.Kinder-Resources.com)



facebook.com/KinderResources



instagram.com/laviniapop_kinder_resources



pinterest.com/laviniapop

Introduction

Easter is a time of joy, renewal, and celebration, making it the perfect opportunity for preschoolers to explore themes of spring, kindness, and tradition through engaging activities. These Easter Preschool Circle Time Lesson Plans provide a fun and interactive way to introduce young learners to Easter symbols, springtime changes, and cooperative play.

With hands-on activities, movement games, and creative crafts, children will develop early learning skills while celebrating Easter in a meaningful way. From sorting Easter-themed pictures and hopping like bunnies to crafting colorful egg keepsakes and participating in an exciting egg hunt, these lessons encourage exploration, creativity, and social interaction. Whether in a classroom or at home, these lesson plans help young children experience the magic of Easter while building important early learning foundations. Get ready for a week of fun, discovery, and festive learning!

What's Included:

1. Detailed Circle Time plans

Each day of the week is planned with a structured circle time agenda that includes:

- *Introduction:* A brief and captivating introduction to the daily theme, setting the stage for the day's activities.
- *Song:* A fun and educational song related to the daily theme, designed to engage children and reinforce learning through music and movement.
- *Read aloud and discussion:* A carefully selected picture book paired with thought-provoking discussion questions to enhance comprehension and encourage interaction.
- *Activities:* Creative and hands-on activities that complement the day's theme, fostering gross and fine motor skills, creativity, and critical thinking.

2. Posters and props

Enhance Circle Time with visual and tactile aids:

- *Posters:* Vibrant posters featuring the lyrics and illustrations for each daily song, making it easy for children to follow along and participate. The product also includes non-fiction posters, providing educational content alongside the fun.
- *Props:* Printable props related to each song and theme help bring the songs and stories to life and engage children in interactive play.

3. Printables for all activities:

Not all days include activities that require printables. However, optional printables are included for each day if you would like to use them. They include:

- Group activity printables
- Worksheets
- Craft templates

Why You'll Love This Resource:

- **Comprehensive and convenient learning:** A complete week of themed learning activities and resources in one packet.
- **Easy to use:** Detailed plans, printables, and props make it straightforward to create a dynamic and engaging circle time experience.
- **Educational and entertaining:** Each component is designed to be both educational and fun, keeping children excited and involved.

Happy Teaching :)

Easter

	Objective	Read Aloud	Activity
Day 1	<p>What is Easter?</p> <p>Children will understand that Easter is a special holiday celebrated in different ways.</p>	<p>Book: "Easter" by Gail Gibbons</p> <p>Discussion: What Easter is and how people celebrate it in different ways.</p>	<p>Easter Celebration Sorting</p> <p>Children sort pictures into categories: Things we eat, Things we do, or Things we see at Easter.</p> <p>Materials: Easter Celebration Sorting printable (4 pages).</p>
Day 2	<p>Signs of Spring & Easter Symbols</p> <p>Children will recognize signs of spring and Easter symbols, such as eggs, bunnies, and flowers.</p>	<p>Book: "The Golden Egg Book" by Margaret Wise Brown</p> <p>Discussion: What signs of spring show up during Easter and what symbols like eggs and bunnies represent.</p>	<p>Egg Hunt Matching Game</p> <p>Children find hidden eggs, open them, and match their pictures with a friend.</p> <p>Materials: Egg Hunt Matching Game printable (2 pages), plastic eggs.</p>
Day 3	<p>The Easter Bunny & Friends</p> <p>Children will explore the role of the Easter Bunny and other spring animals.</p>	<p>Book: "Duck & Goose, Here Comes the Easter Bunny" by Tad Hills</p> <p>Discussion: What the Easter Bunny does and how animals like bunnies are part of Easter traditions.</p>	<p>Bunny Hop Race</p> <p>Children make bunny ears and hop to the finish line like playful bunnies.</p> <p>Materials: Bunny Ears Headband template (2 pages), masking tape.</p>
Day 4	<p>Easter Colors & Patterns</p> <p>Children will identify and create patterns using Easter colors and symbols.</p>	<p>Book: "Happy Easter, Mouse!" by Laura Numeroff</p> <p>Discussion: How Easter colors and patterns are used to celebrate the holiday.</p>	<p>Easter Egg Craft Keepsake</p> <p>Children decorate an egg-shaped cutout and glue colorful paper strips to the back.</p> <p>Materials: Happy Easter template, crayons, pastel paper strips, glue.</p>
Day 5	<p>Easter Kindness & Egg Hunt Fun</p> <p>Children will understand the importance of kindness, sharing, and celebrating together through an Easter egg hunt.</p>	<p>Book: "The Biggest Easter Basket Ever" by Steven Kroll</p> <p>Discussion: How kindness and sharing are important during Easter and how an Easter egg hunt brings people together.</p>	<p>Easter Egg Hunt</p> <p>Children search for hidden eggs and share with friends who found fewer.</p> <p>Materials: Plastic eggs with treats/stickers, baskets or bags.</p>

Easter

Day 2: Signs of Spring & Easter Symbols

Children will recognize signs of spring and Easter symbols, such as eggs, bunnies, and flowers.

Introduction

"What changes do you see outside when winter ends?" Guide them to think about flowers blooming, warmer weather, and animals coming out. Then ask, "Have you ever seen a bunny or colorful eggs around Easter? What do you think they mean?" Explain that bunnies and eggs symbolize new life and springtime.

Song

"Five Little Easter Eggs" (Tune: "Five Little Monkey")

Props: Easter egg props (X5), other props optional

Actions:

- Hold up fingers to count down as eggs are found.
- Pretend to search in different places for each verse.
- Pretend to pick up eggs and place them in a basket.
- Shake head and open hands to show no eggs left in the final verse.



Read Aloud & Discussion

Book: "The Golden Egg Book" by Margaret Wise Brown

Before Reading: "In spring, we see lots of eggs—some from birds, some for Easter fun! This book is about a little bunny who finds an egg. Let's see what happens!"

After Reading: "What do you think was inside the egg? Why do we see eggs during Easter? Eggs are a symbol of new life, just like baby chicks and flowers in spring!"



Activity

Egg Hunt Matching Game

Materials: Egg Hunt Matching Game printable (2 pages), plastic eggs.

Activity: Place matching picture pairs into separate plastic eggs. Hide the eggs around the classroom or outdoor area, making sure they're easy for preschoolers to find. Explain that children will go on an Easter egg hunt to find hidden eggs. Give each child a small basket to collect their eggs. After finding eggs, gather together and have children open them to reveal special pictures. Help them match their pictures with friends.

Extension: Have children describe what they found and why it reminds them of Easter.

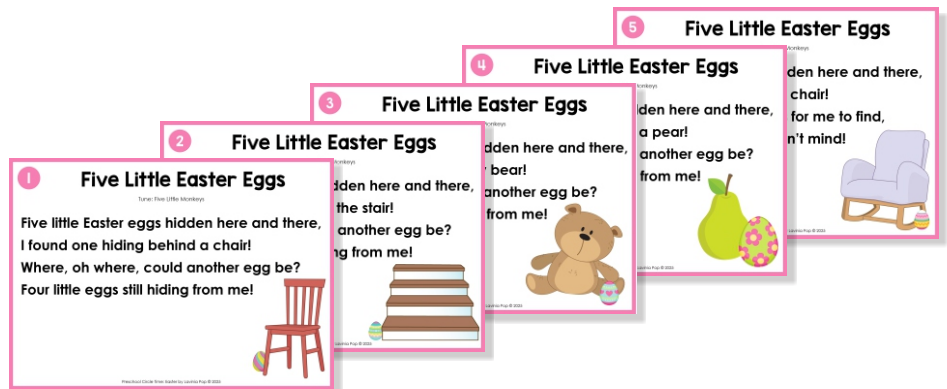



Easter

Circle Time Song Posters and Props

This section includes all song posters and props.

- *Five Little Easter Eggs* complete song poster
- *Five Little Easter Eggs* verse song posters
- Easter eggs props (X5)
- chair prop
- stair prop
- teddy bear prop
- pear prop
- rocking chair prop




Five Little Easter Eggs

tune: *Five Little Monkeys*

Five little Easter eggs hidden here and there,
I found one hiding behind a chair!
Where, oh where, could another egg be?
Four little eggs still hiding from me!



Four little Easter eggs hidden here and there,
I found one right beside the stair!
Where, oh where, could another egg be?
Three little eggs still hiding from me!



Three little Easter eggs hidden here and there,
I found one near a teddy bear!
Where, oh where, could another egg be?
Two little eggs still hiding from me!



Two little Easter eggs hidden here and there,
I found one resting near a pear!
Where, oh where, could another egg be?
One little egg still hiding from me!




One little Easter egg hidden here and there,
I found it by the rocking chair!
There are no more eggs for me to find,
My hunt is over, but I don't mind!



Circle Time Props

Print, laminate and cut out. If using on a felt board, attach velcro to the back of each piece. If using on a white board, attach magnetic strips to the back of each piece.

Print multiple copies and attach to craft sticks for children to use (optional).



Easter


Classroom Posters

This section includes posters you might like to display in your classroom.

- Easter (2 options)
- Easter Colors & Patterns



Easter



chick



bird eggs in nest



Easter Bunny



Easter eggs



chocolate



bee




jellybeans



flowers



Easter egg hunt



lamb




rainbow



lilly


Easter



chick



bird eggs in nest



cross



empty tomb



Easter eggs



bee



Easter egg hunt



flowers



church



lamb



rainbow



lilly

Easter

Activities & Worksheets

This section includes all the necessary lesson printables, along with some additional activities and worksheets. You can use these pages as outlined in the lesson plan or on different days, depending on your needs.

Day 1: What is Easter?

- **Lesson Activity:** Easter Celebration Sorting
- *Additional Activity:* Find the Easter Eggs
- *Additional Activity:* What Doesn't Belong




Day 2: Signs of Spring & Easter Symbols

- **Lesson Activity:** Egg Hunt Matching Game
- *Additional Activity:* Matching Halves
- *Additional Activity:* Easter Egg Number Match



Day 3: The Easter Bunny & Friends

- **Lesson Activity:** Bunny Ears Headband
- *Additional Activity:* Pre-Writing Practice
- *Additional Activity:* Easter Egg Shape Match



Day 4: Easter Colors & Patterns

- *Additional Activity:* Happy Easter Keepsake
- *Additional Activity:* Easter Egg Colors
- *Additional Activity:* Ab Patterns



Day 5: Easter Kindness & Egg Hunt Fun

- *Additional Activity:* Sharing Easter Treats
- *Additional Activity:* Easter Egg Rolling Competition





Day 2 Activity: Egg Hunt Matching Game

Print two copies on copy paper and cut out. Fold and place inside plastic Easter eggs.



Day 2 Activity: Egg Hunt Matching Game

Print two copies on copy paper and cut out. Fold and place inside plastic Easter eggs.



Name:



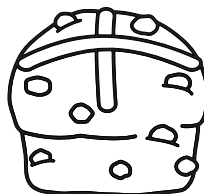



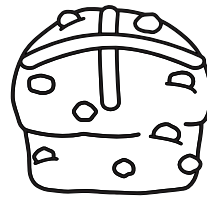





Day 5

Preschool Circle Time: Easter by Lavinia Pop © 2025



Sharing Easter Treats

Cut and paste the Easter treats so that each child has the same amount.



Additional Resources

Easter

Fine Motor Practice

map Aa the the the the

5 five

small medium large

circle

P

Easter Eggs

Shadow Match

Count - Paste - Write

Valentine's Day PRESCHOOL Worksheets & Activities

Letters in My Name

Beginning Sounds

Lavinia Pop

P

April

16 fine motor printable activities

MORNING TUBS

Lavinia Pop

easter WORD WALL

large classroom cards | word lists for folders | word work pages

Easter

Jesus decorate chocolate basket

Lavinia Pop

CVC easter eggs center FREE ACTIVITY

CVC Literacy Center Activity | Includes 100 picture cards and 10 worksheets

Lavinia Pop

April CALENDAR CARDS

cards for: April, Spring, days of the week, numbers 1-31

Lavinia Pop

Spring

large medium small

Spring PRESCHOOL Worksheets & Activities

Number Match

Letter Tracing

Lavinia Pop

P

Spring PRESCHOOL Worksheets & Activities

Sorting by Size

Sequencing

Patterns

Number Match

Letter Tracing

Lavinia Pop

P

easter PLAY DOUGH MATS

29 play dough mats with instructions for building each picture

Easter egg

Jellybeans

Lavinia Pop

let's connect!



Kinder-Resources.com



facebook.com/KinderResources



instagram.com/lavinipop_kinder_resources



pinterest.com/lavinipop