

st. patrick's day

CIRCLE TIME

5
LESSONS

circle time plans | songs | posters | activities | printables

Circle time activity sheets for St. Patrick's Day:

- Label the Leprechaun:** Cut and paste the labels in the correct box. Labels include nose, eyes, and hat.
- Shamrock Pattern Match:** Draw lines to match the shamrocks with the same patterns.
- What is Different?:** Circle the picture that is different in each row.
- Coin Stack Height Order:** Cut and paste the pictures in order by height to show shortest to tallest.
- Counting Gold Coins:** Count the gold coins in each pot. Color the circle with the correct number.

1 I'm a Little Leprechaun
Tune: I'm a Little Teapot

I'm a little leprechaun, fast and small,
You can't catch me—no, not at all!
I hide my gold and run away,
Try again another day!

St. Patrick's Day

RAINBOW COLORS

Lavinia Pop

St. Patrick's Day PRESCHOOL CIRCLE TIME

5 lesson plans | songs | posters | activities | printables

Name: _____

Label the Leprechaun
Cut and paste the labels in the correct box.

nose eyes hat

Name: _____

Shamrock Pattern Match
Draw lines to match the shamrocks with the same patterns.

Name: _____

What is Different?
Circle the picture that is different.

Name: _____

Coin Stack Height Order
Cut and paste the pictures in order by height to show shortest to tallest.

Name: _____

Counting Gold Coins
Count the gold coins in each pot. Color the circle with the correct number.

I'm a Little Leprechaun
Tune: I'm a Little Teapot

I'm a little leprechaun, fast and small,
You can't catch me—no, not at all!
I hide my gold and run away,
Try again another day!

St. Patrick's Day

Kinder-Resources.com

Kinder-Resources.com

RAINBOW COLORS

Kinder-Resources.com

Leprechauns

The trap is perfect!

You'll never catch me! I took the gold AND left a surprise! Ha! Ha!

Kinder-Resources.com

Things that are Green

grass	apple	shamrock
snake	beans	leaf
broccoli	tree	frog
grasshopper	cap	cucumber

Green is the color of St. Patrick's Day.

Kinder-Resources.com

Kinder-Resources.com

Kinder-Resources.com

Thank you for downloading this product; I hope you will enjoy using it and that it will be a valuable resource for you! I value your feedback, so please don't hesitate to contact me if you have any concerns whatsoever as I will endeavour to address them. And if you like what I've done, please let me know by leaving feedback at my online store :)

Lavinia

lavinia@kinder-resources.com

ILLUSTRATIONS Kari Bolt, Erin Colleen Design, Little Red, Whimsy Clips, PartyHead Graphics, Ramona Majdis, Zip-a-Dee-doo-dah-Designs, Bunny on a Cloud, Krista Wallden - Creative Clips, Creating4 the Classroom, Rainbow Sprinkle Studio - Sasha Mitten, First Class Clipart, ClipArtisan, Muggy Studio

[teacherspayteachers.com/Store/Kari-Bolt](https://www.teacherspayteachers.com/Store/Kari-Bolt) [teacherspayteachers.com/Store/Erin-Colleen-Design](https://www.teacherspayteachers.com/Store/Erin-Colleen-Design)
[teacherspayteachers.com/Store/Littlered](https://www.teacherspayteachers.com/Store/Littlered) [teacherspayteachers.com/Store/Whimsy-Clips](https://www.teacherspayteachers.com/Store/Whimsy-Clips) [teacherspayteachers.com/Store/Partyhead-Graphics](https://www.teacherspayteachers.com/Store/Partyhead-Graphics)
[teacherspayteachers.com/Store/Ramona-Majdis](https://www.teacherspayteachers.com/Store/Ramona-Majdis) [teacherspayteachers.com/Store/Zip-a-dee-doo-dah-Designs](https://www.teacherspayteachers.com/Store/Zip-a-dee-doo-dah-Designs)
[teacherspayteachers.com/Store/Bunny-On-A-Cloud](https://www.teacherspayteachers.com/Store/Bunny-On-A-Cloud) [teacherspayteachers.com/Store/Krista-Wallden-Creative-Clips](https://www.teacherspayteachers.com/Store/Krista-Wallden-Creative-Clips)
[teacherspayteachers.com/Store/Creating4-The-Classroom](https://www.teacherspayteachers.com/Store/Creating4-The-Classroom) [teacherspayteachers.com/Store/Rainbow-Sprinkle-Studio-Sasha-Mitten](https://www.teacherspayteachers.com/Store/Rainbow-Sprinkle-Studio-Sasha-Mitten)
[teacherspayteachers.com/Store/First-Class-Clipart](https://www.teacherspayteachers.com/Store/First-Class-Clipart) [etsy.com/au/shop/ClipArtisan](https://www.etsy.com/au/shop/ClipArtisan) [teacherspayteachers.com/Store/Muggy-Studio](https://www.teacherspayteachers.com/Store/Muggy-Studio)

This packet contains Images used under license from Shutterstock.com

FONTS [schoolfonts.com.au](https://www.schoolfonts.com.au) [teacherspayteachers.com/Store/Kimberly-Geswein-Fonts](https://www.teacherspayteachers.com/Store/Kimberly-Geswein-Fonts)
[teacherspayteachers.com/Store/Ramonam-Graphics](https://www.teacherspayteachers.com/Store/Ramonam-Graphics)

PRINTING TIP This resource has been designed for printing on A4-sized paper. If you are printing on a different size, select "shrink to printable area" or "print to fit page" (or a similar option) in order for the contents of this unit to print correctly.

Copyright © 2025 by Lavinia Pop - All rights reserved by author.

Purchase of this item entitles the purchaser the right to reproduce the pages for personal and classroom use. Duplication for other classes, an entire school or commercial purposes is strictly prohibited without written permission from the author. Minor editing is permitted only for personal use, however the document remains under copyright even when edited. Posting this item in whole or in part on the Internet in any form is strictly prohibited and is a violation of the Digital Millennium Copyright Act (DMCA).

Please be fair and don't share! If you are not the original purchaser of this file, please visit my store to purchase a copy. [Kinder-Resources.com](https://www.Kinder-Resources.com)

let's connect!



[Kinder-Resources.com](https://www.Kinder-Resources.com)



facebook.com/KinderResources



instagram.com/laviniapop_kinder_resources



pinterest.com/laviniapop

Introduction

Make St. Patrick's Day magical and engaging for your preschoolers with this fun, hands-on, and educational circle time plan! Designed to spark curiosity and creativity, this 5-day plan includes interactive discussions, themed read-alouds, exciting activities, and playful songs — all tailored for little learners.

From leprechaun tricks to rainbows, shamrocks, and Irish traditions, each day is filled with opportunities for learning through play while building early literacy, math, and fine motor skills. Whether you're a teacher, homeschooler, or caregiver, this resource will bring the luck of the Irish into your classroom with engaging, easy-to-prepare activities your preschoolers will love!

What's Included:

1. Detailed Circle Time plans

Each day of the week is planned with a structured circle time agenda that includes:

- *Introduction:* A brief and captivating introduction to the daily theme, setting the stage for the day's activities.
- *Song:* A fun and educational song related to the daily theme, designed to engage children and reinforce learning through music and movement.
- *Read aloud and discussion:* A carefully selected picture book paired with thought-provoking discussion questions to enhance comprehension and encourage interaction.
- *Activities:* Creative and hands-on activities that complement the day's theme, fostering gross and fine motor skills, creativity, and critical thinking.

2. Posters and props

Enhance Circle Time with visual and tactile aids:

- *Posters:* Vibrant posters featuring the lyrics and illustrations for each daily song, making it easy for children to follow along and participate. The product also includes non-fiction posters, providing educational content alongside the fun.
- *Props:* Printable props related to each song and theme help bring the songs and stories to life and engage children in interactive play.

3. Printables for all activities:

Not all days include activities that require printables. However, optional printables are included for each day if you would like to use them. They include:

- Group activity printables
- Worksheets
- Craft templates

Why You'll Love This Resource:

- **Comprehensive and convenient learning:** A complete week of themed learning activities and resources in one packet.
- **Easy to use:** Detailed plans, printables, and props make it straightforward to create a dynamic and engaging circle time experience.
- **Educational and entertaining:** Each component is designed to be both educational and fun, keeping children excited and involved.

Happy Teaching :)

St. Patrick's Day

	Objective	Read Aloud	Activity
Day 1	<p>Introduction to St. Patrick's Day</p> <p>Children will understand the basic idea of St. Patrick's Day and its significance.</p>	<p>Book: "The Night Before St. Patrick's Day" by Natasha Wing</p> <p>Discussion: The children's surprise on St. Patrick's Day. What happened when they tried to catch the leprechaun. What we'd do if we caught one.</p>	<p>St. Patrick's Day Hat Craft</p> <p>Children will color and decorate a St. Patrick's Day hat and create a headband to wear.</p> <p>Materials: St. Patrick's Day hat template, crayons or markers, scissors, tape.</p>
Day 2	<p>The Color Green & Shamrocks</p> <p>Children will identify and explore the color green and learn about shamrocks.</p>	<p>Book: "Green" by Laura Vaccaro Seeger</p> <p>Discussion: Things that are green. Why we like the color green. How green is found everywhere.</p>	<p>Green Textured Shamrock Craft</p> <p>Children will create a unique shamrock by decorating it with various green textured materials.</p> <p>Materials: Shamrock template, variety of green textured materials.</p>
Day 3	<p>Leprechauns & Magic</p> <p>Children will use their imagination to learn about leprechauns and storytelling.</p>	<p>Book: "How to Catch a Leprechaun" by Adam Wallace</p> <p>Discussion: The children's attempts to catch the leprechaun. Why it's hard to catch a leprechaun. What we'd do if we caught one.</p>	<p>Leprechaun Trap Craft</p> <p>Children will create a leprechaun trap by decorating a bowl and using craft materials to build a trigger mechanism.</p> <p>Materials: Rainbow template, small paper bowl, cotton balls, gold coins, craft sticks, yarn, crayons, paint.</p>
Day 4	<p>Rainbows & Gold</p> <p>Children will explore colors and patterns by learning about rainbows.</p>	<p>Book: "A Rainbow of My Own" by Don Freeman</p> <p>Discussion: The boy's rainbow adventure. Imagining a rainbow inside. What we'd do with our own rainbow.</p>	<p>Rainbow Paper Chain Pot of Gold Craft</p> <p>Children will make a rainbow paper chain and a pot of gold with decorative coins.</p> <p>Materials: Template, construction paper, glue, scissors, glitter (optional).</p>
Day 5	<p>Irish Culture & Traditions</p> <p>Children will learn about Irish culture, including Irish folklore, traditions, and values of kindness and sharing.</p>	<p>Book: "Jamie O'Rourke and the Big Potato" by Tomie dePaola</p> <p>Discussion: Jamie's giant potato. The lesson of sharing. How we can share with others.</p>	<p>Potato People Craft</p> <p>Children will create their own potato person using a variety of craft supplies.</p> <p>Materials: Children will create their own potato person using a variety of craft supplies.</p>

St. Patrick's Day

Day 4: Rainbows & Gold

Children will explore colors and patterns by learning about rainbows.

Introduction

Ask the children, "Have you ever seen a rainbow? What colors do you remember?" Guide them to list the colors of the rainbow. Explain that some people believe there is a pot of gold at the end of a rainbow, and that's why leprechauns love them!

Song

"I'm a Little Leprechaun" (Tune: "I'm a Little Teapot")

Prop: leprechaun

Actions:

- Line 1: Crouch down small and wiggle fingers like you're sneaky.
- Line 2: Shake head and wag finger "no."
- Line 3: Pretend to hide something behind your back, then run in place.
- Line 4: Shrug shoulders and wave "bye-bye."




Read Aloud & Discussion

Book: "A Rainbow of My Own" by Don Freeman

Before Reading: "Rainbows have many colors, and they appear after rain when the sun comes out. What do you think it would be like to have your own rainbow? Let's read and see what happens in this story!"

After Reading: "The little boy in the story wanted a rainbow all to himself. What did he do to try to find one? (He imagined it in his room.) Do you think that would be fun? What would you do with a rainbow of your own?"



Activity

Rainbow Paper Chain Pot of Gold Craft

Materials: Templates, construction paper (red, orange, yellow, green, blue, purple, black, and yellow), tape or glue, scissors, glitter (optional).

Activity: Give each child strips of construction paper in rainbow and colors and show them how to loop and glue them together to form a chain. Provide each child with a pre-cut pot while they cut out yellow paper circles to create gold coins and glue them onto the pot. Children will use the black paper to create a loop, thread it through the last rainbow loop and glue to the back of the pot.

Extension: Add glitter to the coins for extra sparkle, or use markers to label each chain link with the rainbow colors (ROYGBIV) for a learning activity.



St. Patrick's Day

Circle Time Song Posters and Props

This section includes all song posters and props.

- *I'm a Little Leprechaun* complete song poster
- *I'm a Little Leprechaun* verse song posters
- leprechaun prop



I'm a Little Leprechaun

tune: *I'm a Little Teapot*

I'm a little leprechaun, fast and small,
You can't catch me—no, not at all!
I hide my gold and run away,
Try again another day!



St. Patrick's Day

Classroom Posters

This section includes posters you might like to display in your classroom.

- St. Patrick's Day
- Things that are Green
- Leprechauns
- Rainbow Colors



St. Patrick's Day



pot of gold



horseshoe



hat



shamrock



leprechaun



March 17th



Celtic cross



St. Patrick



Irish flag



four-leaf clover



leprechaun trap



rainbow



harp

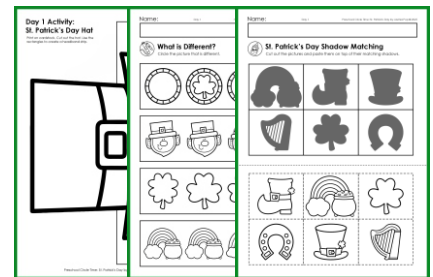
St. Patrick's Day

Activities & Worksheets

This section includes all the necessary lesson printables, along with some additional activities and worksheets. You can use these pages as outlined in the lesson plan or on different days, depending on your needs.

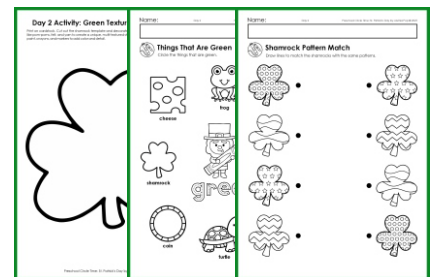
Day 1: Introduction to St. Patrick's Day

- **Lesson Activity:** St. Patrick's Day Hat
- *Additional Activity:* What is Different?
- *Additional Activity:* St. Patrick's Day Shadow Matching



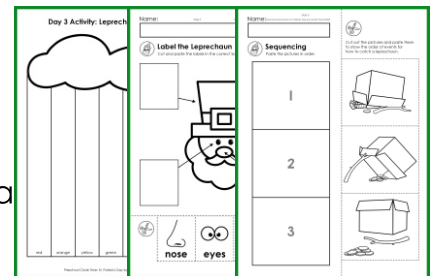
Day 2: The Color Green & Shamrocks

- **Lesson Activity:** Green Textured Shamrock Craft
- *Additional Activity:* Things That Are Green
- *Additional Activity:* Shamrock Pattern Match



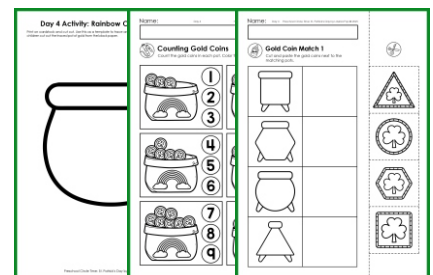
Day 3: Leprechauns & Magic

- **Lesson Activity:** Leprechaun Trap Craft
- *Additional Activity:* Label the Leprechaun
- *Additional Activity:* Sequencing: How to Catch a Leprechaun




Day 4: Rainbows & Gold

- **Lesson Activity:** Rainbow Chain Pot of Gold
- *Additional Activity:* Counting Gold Coins
- *Additional Activity:* Gold Coin Shape Match (2 pages)



Day 5: Irish Culture & Traditions

- *Additional Activity:* Match the Emotions
- *Additional Activity:* Coin Stack Height Order



Name: _____







Day 3

Preschool Circle Time: St. Patrick's Day by Lavinia Pop © 2025




Label the Leprechaun

Cut and paste the labels in the correct box.



nose



eyes




hat



beard

Day 4 Activity: Rainbow Chain Pot of Gold

Print on cardstock and cut out. Use this as a template to trace around onto black cardstock. Cut out or have children cut out the traced pot of gold from the black paper.



Day 4 Activity: Rainbow Chain Pot of Gold

Print on yellow paper and have children cut out the gold coins.

Print the template on the next page on ROYGBIV and black colored paper. Cut out and provide children with one of each. They will use the strips to create links.

