

spring weather

CIRCLE TIME

5 LESSONS

circle time plans | songs | posters | activities | printables

The collage features several educational printables:

- Signs of Spring Scavenger Hunt:** A grid of 12 boxes with illustrations of sun, flowers, rabbit, bird, blossom, rainbow, bee, and nest, each with a checkbox.
- Things I Like To Do on a Rainy Day:** A coloring page with activities like drinking hot chocolate, playing with toys, standing in the rain, watching T.V., and reading a book.
- What Moves in the Wind?:** A coloring page with objects like a house, kite, balloon, and leaves, with a section for cutting and pasting.
- Things I Like To Do on a Warm Day:** A coloring page with activities like riding a bike, playing at the park, planting flowers, flying a kite, and having a picnic.
- Sorting Clothes:** A page with a cloud and sun icon, and a box for sorting clothes like a t-shirt and jacket.
- Spring Weather Song:** A poster for the song "The Wheels on the Bus" with lyrics about birds, wind, rain, sun, and picnic.
- What is Wind?:** A page explaining wind as moving air and listing things it can do, like moving clouds, blowing leaves, pushing sailboats, lifting kites, and making waves.
- Signs of Spring:** A page with illustrations of blossoming trees, bird's nests, insects, baby animals, butterflies, green grass, rainbows, and sunshine.
- Water Cycle:** A diagram showing the cycle with labels: Evaporation (water going up), Condensation (clouds forming), Precipitation (rain falling), and Collection (water in lakes, rivers, and oceans).
- Umbrella Art:** A large illustration of a colorful umbrella with blue watercolor splashes around it.

Lavinia Pop

Spring Weather

PRESCHOOL CIRCLE TIME

5 lesson plans | songs | posters | activities | printables

Signs of Spring

SCAVENGER HUNT

sun <input type="checkbox"/>	flowers <input type="checkbox"/>	rain <input type="checkbox"/>
rabbit <input type="checkbox"/>	bird <input type="checkbox"/>	grass <input type="checkbox"/>
blossom <input type="checkbox"/>	rainbow <input type="checkbox"/>	butterfly <input type="checkbox"/>
bee <input type="checkbox"/>	nest <input type="checkbox"/>	worm <input type="checkbox"/>

Things I Like To Do on a Rainy Day

Color the things you like to do on a rainy day.

drink hot chocolate play with toys

stand in the rain watch T.V.

read a book

What Moves in the Wind?

Cut and paste the pictures in the correct box.

Moves in the Wind

house, kite, cloud, balloon, bench, leaf

Things I Like To Do on a Warm Day

Color the things you like to do on a warm day in spring.

ride a bike play at the park

plant flowers fly a kite

have a picnic

Sorting Clothes

Cut and paste the pictures in the correct box.

Cool and Rainy Warm and Sunny

shirt, pants, jacket, sunglasses

Spring Weather

Sun: The Wheels on the Bus

The birds in spring sing tweet, tweet, tweet. The birds in spring sing tweet, tweet, tweet. The birds in spring sing tweet, tweet, tweet. After the rain goes by!

The sun in spring shines bright and hot. Bright and hot, bright and hot. Bright and hot, bright and hot. After the rain goes by!

The wind in spring blows which and what. Whoosh and rustle, whoosh and rustle. The wind in spring blows which and what. Moving like a leaf!

The rain in spring falls drip-and-drip. Drip-and-drip, drip-and-drip. The rain in spring falls drip-and-drip. Helping flowers grow!

The umbrellas in spring goes up and out. Up and out, up and out. The umbrellas in spring goes up and out. Keeping us all dry!

The rainbow in spring shines bright and hot. Bright and hot, bright and hot. Bright and hot, bright and hot. After the rain goes by!

The sun in spring shines warm and bright. Warm and bright, warm and bright. Warm and bright, warm and bright. The sun in spring shines warm and bright. Bringing longer days!

What is Wind

Wind is moving air! We can't see wind, but we feel it and see what it moves.

What Does Wind Do

helps birds fly moves clouds in the sky blows leaves

pushes sailboats across the water lifts kites up into the air

gives air to campfires to help them burn makes waves in the water

Signs of Spring

blossoming trees bird's nests insects baby animals butterflies rain blooming flowers green grass rainbows sunshine

WATER CYCLE

CONDENSATION: The water cools down and makes clouds!

PRECIPITATION: The clouds get heavy, and water falls as rain!

EVAPORATION: The sun warms the water, and it goes up into the air!

COLLECTION: Water goes back into lakes, rivers, and oceans!



Thank you for downloading this product; I hope you will enjoy using it and that it will be a valuable resource for you! I value your feedback, so please don't hesitate to contact me if you have any concerns whatsoever as I will endeavour to address them. And if you like what I've done, please let me know by leaving feedback at my online store :)

Lavinia

lavinia@kinder-resources.com

ILLUSTRATIONS Kari Bolt, Erin Colleen Design, Little Red, Whimsy Clips, PartyHead Graphics, Ramona Majdis, Zip-a-Dee-doo-dah-Designs, Bunny on a Cloud, Krista Wallden - Creative Clips, Creating4 the Classroom, Rainbow Sprinkle Studio - Sasha Mitten, First Class Clipart, ClipArtisan, Muggy Studio

[teacherspayteachers.com/Store/Kari-Bolt](https://www.teacherspayteachers.com/Store/Kari-Bolt) [teacherspayteachers.com/Store/Erin-Colleen-Design](https://www.teacherspayteachers.com/Store/Erin-Colleen-Design)
[teacherspayteachers.com/Store/Littlered](https://www.teacherspayteachers.com/Store/Littlered) [teacherspayteachers.com/Store/Whimsy-Clips](https://www.teacherspayteachers.com/Store/Whimsy-Clips) [teacherspayteachers.com/Store/Partyhead-Graphics](https://www.teacherspayteachers.com/Store/Partyhead-Graphics)
[teacherspayteachers.com/Store/Ramona-Majdis](https://www.teacherspayteachers.com/Store/Ramona-Majdis) [teacherspayteachers.com/Store/Zip-a-dee-doo-dah-Designs](https://www.teacherspayteachers.com/Store/Zip-a-dee-doo-dah-Designs)
[teacherspayteachers.com/Store/Bunny-On-A-Cloud](https://www.teacherspayteachers.com/Store/Bunny-On-A-Cloud) [teacherspayteachers.com/Store/Krista-Wallden-Creative-Clips](https://www.teacherspayteachers.com/Store/Krista-Wallden-Creative-Clips)
[teacherspayteachers.com/Store/Creating4-The-Classroom](https://www.teacherspayteachers.com/Store/Creating4-The-Classroom) [teacherspayteachers.com/Store/Rainbow-Sprinkle-Studio-Sasha-Mitten](https://www.teacherspayteachers.com/Store/Rainbow-Sprinkle-Studio-Sasha-Mitten)
[teacherspayteachers.com/Store/First-Class-Clipart](https://www.teacherspayteachers.com/Store/First-Class-Clipart) [etsy.com/au/shop/ClipArtisan](https://www.etsy.com/au/shop/ClipArtisan) [teacherspayteachers.com/Store/Muggy-Studio](https://www.teacherspayteachers.com/Store/Muggy-Studio)

This packet contains Images used under license from Shutterstock.com

FONTS [schoolfonts.com.au](https://www.schoolfonts.com.au) [teacherspayteachers.com/Store/Kimberly-Geswein-Fonts](https://www.teacherspayteachers.com/Store/Kimberly-Geswein-Fonts)
[teacherspayteachers.com/Store/Ramonam-Graphics](https://www.teacherspayteachers.com/Store/Ramonam-Graphics)

PRINTING TIP This resource has been designed for printing on A4-sized paper. If you are printing on a different size, select "shrink to printable area" or "print to fit page" (or a similar option) in order for the contents of this unit to print correctly.

Copyright © 2025 by Lavinia Pop - All rights reserved by author.

Purchase of this item entitles the purchaser the right to reproduce the pages for personal and classroom use. Duplication for other classes, an entire school or commercial purposes is strictly prohibited without written permission from the author. Minor editing is permitted only for personal use, however the document remains under copyright even when edited. Posting this item in whole or in part on the Internet in any form is strictly prohibited and is a violation of the Digital Millennium Copyright Act (DMCA).

Please be fair and don't share! If you are not the original purchaser of this file, please visit my store to purchase a copy. [Kinder-Resources.com](https://www.Kinder-Resources.com)

let's connect!



[Kinder-Resources.com](https://www.Kinder-Resources.com)



facebook.com/KinderResources



instagram.com/laviniapop_kinder_resources



pinterest.com/laviniapop

Introduction

Welcome to the Spring Weather Preschool Circle Time Plan, a fun and engaging five-day curriculum designed to help young learners explore the beauty of spring through hands-on activities, stories, and group discussions. This plan introduces preschoolers to different types of spring weather, including sunshine, rain, wind, and the signs of the changing season.

Each day focuses on a new weather theme with carefully selected read-alouds, interactive circle time discussions, science experiments, art projects, and sensory play that encourage curiosity and creativity.

What's Included:

1. Detailed Circle Time plans

Each day of the week is planned with a structured circle time agenda that includes:

- *Introduction:* A brief and captivating introduction to the daily theme, setting the stage for the day's activities.
- *Song:* A fun and educational song related to the daily theme, designed to engage children and reinforce learning through music and movement.
- *Read aloud and discussion:* A carefully selected picture book paired with thought-provoking discussion questions to enhance comprehension and encourage interaction.
- *Activities:* Creative and hands-on activities that complement the day's theme, fostering gross and fine motor skills, creativity, and critical thinking.

2. Posters and props

Enhance Circle Time with visual and tactile aids:

- *Posters:* Vibrant posters featuring the lyrics and illustrations for each daily song, making it easy for children to follow along and participate. The product also includes non-fiction posters, providing educational content alongside the fun.
- *Props:* Printable props related to each song and theme help bring the songs and stories to life and engage children in interactive play.

3. Printables for all activities:

Not all days include activities that require printables. However, optional printables are included for each day if you would like to use them. They include:

- Group activity printables
- Worksheets
- Craft templates

Why You'll Love This Resource:

- **Comprehensive and convenient learning:** A complete week of themed learning activities and resources in one packet.
- **Easy to use:** Detailed plans, printables, and props make it straightforward to create a dynamic and engaging circle time experience.
- **Educational and entertaining:** Each component is designed to be both educational and fun, keeping children excited and involved.

Happy Teaching :)

Spring Weather

	Objective	Read Aloud	Activity
Day 1	<p>Signs of Spring</p> <p>Children will explore and identify signs of spring, such as flowers, bugs, and changing weather.</p>	<p>Book: "Mouse's First Spring" by Lauren Thompson</p> <p>Discussion: Signs of spring that Mouse saw. Changes in nature during spring. Favorite things about spring.</p>	<p>Spring Sensory Bin</p> <p>Children will explore a sensory bin filled with spring-themed materials.</p> <p>Materials: Black beans, green crinkled paper, artificial flowers, toy bugs, scoops, tweezers.</p>
Day 2	<p>Rainy Days & Rainbows</p> <p>Children will understand the concept of rain, how clouds form, and how rain falls from the sky, while connecting the idea of rainy weather with outdoor activities and the appearance of rainbows.</p>	<p>Book: "Raindrop, Plop!" by Wendy Cheyette Lewison</p> <p>Discussion: The girl's rainy day adventure. Fun things to do in the rain. How we stay dry on rainy days.</p>	<p>Raincloud in a Jar Science Experiment</p> <p>Children will observe how rain forms by adding colored water to a shaving cream in a jar.</p> <p>Materials: Clear jar, water, shaving cream, blue food coloring, pipette.</p>
Day 3	<p>Windy Weather</p> <p>Children will explore the concept of wind and its effects on the environment, understanding how wind moves objects and imagining how it would feel to be the wind.</p>	<p>Book: "Like a Windy Day" by Frank Asch and Devin Asch</p> <p>Discussion: What the wind can do. The girl's windy day imagination. What we would do if we were the wind.</p>	<p>Windy Day Hair Painting</p> <p>Children will observe how Children will use straws to blow paint across a face template, creating a windblown hair effect.</p> <p>Materials: Face template, liquid watercolors, pipettes, straws, white cardstock.</p>
Day 4	<p>Sunshine & Warm Days</p> <p>Children will understand the process of plant growth and the basic needs of plants, such as soil, water, and sunlight, by planting seeds and observing their growth over time.</p>	<p>Book: "And Then It's Spring" by Julie Fogliano</p> <p>Discussion: What happened when the children waited for spring. How plants grow. What we could plant in the spring.</p>	<p>Planting a Seed Activity</p> <p>Children will plant seeds in small pots, learning what plants need to grow.</p> <p>Materials: Small pots, soil, seeds, water, spoons.</p>
Day 5	<p>Spring Clothes</p> <p>Children will identify spring clothing choices, including umbrellas, and understand how weather conditions like rain influence what we wear.</p>	<p>Book: "Worm Weather" by Jean Taft</p> <p>Discussion: The kids' rainy day fun. What clothes keep us dry. Fun activities to do on a rainy day.</p>	<p>Rainy Day Umbrella Art</p> <p>Children will decorate an umbrella template and create a rain effect using watercolor and straws.</p> <p>Materials: Printable umbrella template, oil pastels, blue watercolor, paintbrushes, paper straws.</p>

Spring Weather

Day 3: Windy Weather

Children will explore the concept of wind and its effects on the environment, understanding how wind moves objects and imagining how it would feel to be the wind.

Introduction

Ask the children, "Have you ever felt the wind blow on your face?" Let them share their experiences. Guide them toward ideas like how wind can move trees and blow things around. Discuss what wind feels like and how it changes the weather. Then ask, "What things can the wind move outside?" Encourage them to think of objects like kites, leaves, or their own hair.

Song

"Spring Weather" (Tune: "The Wheels on the Bus")

Prop: Spring weather props (one or more)

Actions: Encourage children to sing along and act out the movements suggested in the Circle Time Props section.



Read Aloud & Discussion

Book: "Like a Windy Day" by Frank Asch and Devin Asch

Before Reading: "Have you ever felt the wind blow on your face? What are some things that move when it's windy? In this book, a little girl imagines all the fun things she can do if she could be just like the wind. Let's find out what she does!"

After Reading: "The wind can do so many things! What are some of the things the girl imagined doing with the wind? If you could be the wind for a day, what would you do?"



Activity

Windy Day Hair Painting

Materials: Face template printed on cardstock, liquid watercolors (diluted), pipettes or droppers, drinking straws (cut in half), protective table covering, white cardstock (for extra durability).

Activity: Print the face template onto cardstock to ensure durability. Using a pipette, drop small amounts of liquid watercolor at the top of the head. Have children blow gently through a straw to push the paint, creating a "windblown hair" effect. Repeat with different colors and let the artwork dry before displaying. Discuss how wind moves objects, just like it moves hair on a breezy day.

Extension: Take children outside to observe how the wind moves leaves, hair, or scarves. Compare their artwork to real-life examples.




Spring Weather

Circle Time Song Posters and Props

This section includes all song posters and props.

- Spring Weather complete song poster
- Spring Weather verse song posters
- bird prop
- rain cloud prop
- rainbow prop
- umbrella prop
- wind cloud prop
- sun prop



Spring Weather

tune: *The Wheels on the Bus*

The birds in spring sing tweet, tweet, tweet,
Tweet, tweet, tweet! Tweet, tweet, tweet!
The birds in spring sing tweet, tweet, tweet,
Waking up the day!

The rain in spring falls drip and drop,
Drip and drop, drip and drop!
The rain in spring falls drip and drop,
Helping flowers grow!

The umbrella in spring goes up and out,
Up and out, up and out!
The umbrella in spring goes up and out,
Keeping us all dry!

The rainbow in spring shines bright and tall,
Bright and tall, bright and tall!
The rainbow in spring shines bright and tall,
After the rain goes by!

The wind in spring blows whoosh and swirl,
Whoosh and swirl, whoosh and swirl!
The wind in spring blows whoosh and swirl,
Moving kites so high!

The sun in spring shines warm and bright,
Warm and bright, warm and bright!
The sun in spring shines warm and bright,
Bringing longer days!


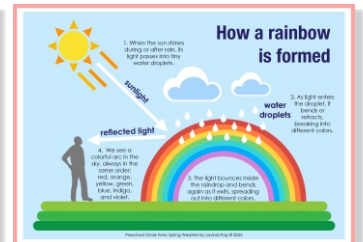


Spring Weather

Classroom Posters

This section includes posters you might like to display in your classroom.

- Signs of Spring
- Water Cycle
- How a Rainbow Forms
- What is Wind?
- Plant Needs
- Dressing for a Rainy Day
- Dressing for a Windy Day




Signs of Spring



blossoming trees



bird's nests



baby animals



insects



birds



blooming flowers



butterflies



rain



green grass



rainbows



sunshine


Spring Weather

Activities & Worksheets

This section includes all the necessary lesson printables, along with some additional activities and worksheets. You can use these pages as outlined in the lesson plan or on different days, depending on your needs.

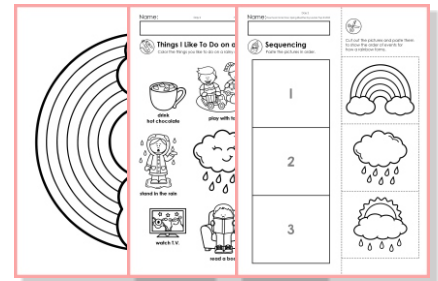
Day 1: Signs of Spring

- *Additional Activity:* Signs of Spring Scavenger Hunt
- *Additional Activity:* What is Different?



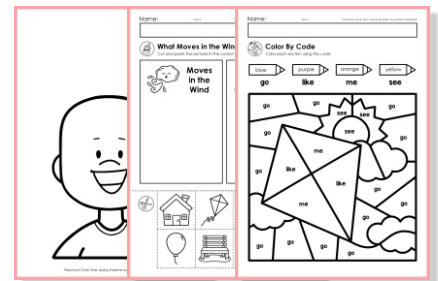
Day 2: Rainy Days and Rainbows

- *Additional Activity:* Rainbow Painting
- *Additional Activity:* Things I Like To Do on a Rainy Day
- *Additional Activity:* Sequencing: Rainbow Formation



Day 3: Windy Weather

- **Lesson Activity:** Windy Day Hair Art
- *Additional Activity:* Sorting What Moves in the Wind
- *Additional Activity:* Color by Code



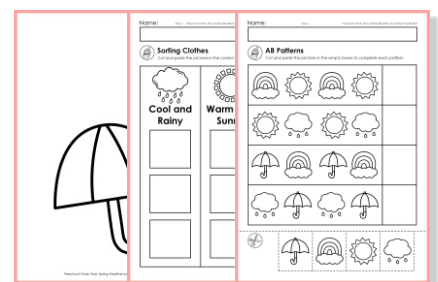
Day 4: Sunshine and Warm Days

- *Additional Activity:* Things I Like to Do on a Warm Day...
- *Additional Activity:* What Do Plants Need to Grow?




Day 5: Spring Clothes

- **Lesson Activity:** Rainy Day Umbrella Art
- *Additional Activity:* Sorting Clothes
- *Additional Activity:* AB Patterns




Signs of Spring

SCAVENGER HUNT




sun




flowers




rain




rabbit




bird




grass




blossom



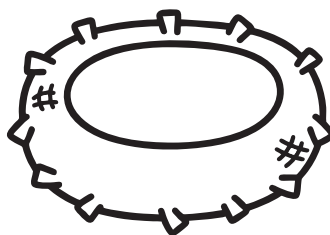
rainbow




butterfly



bee



nest



worm

Day 3 Activity: Windy Day Hair Painting Activity

This fun and engaging art project allows children to explore the effects of wind through creative expression. Using liquid watercolors and straws, they will create a windblown hair effect on a printable face template. This activity enhances fine motor skills, color exploration, and understanding of weather concepts.

Materials:

- Face template printed on cardstock
- Liquid watercolors (diluted as needed)
- Pipettes or droppers
- Drinking straws (cut in half for easier use)
- Protective table covering
- White cardstock (for extra durability if needed)





Instructions

- 1. Prepare the template:** Print the face template onto cardstock to ensure durability. If desired, children can draw their own faces on cardstock for a personalized touch.
- 2. Apply the paint:** Using a pipette or dropper, place small drops of liquid watercolor at the top of the head on the template.
- 3. Create the wind effect:** Children will use a straw and blow gently towards the paint drops. The paint will spread in different directions, mimicking the effect of windblown hair. Repeat with different colors, allowing them to mix naturally for a fun effect.
- 4. Let it dry:** Once satisfied with their artwork, allow the painting to fully dry before displaying.

Extension Ideas:

1. Take children outside to observe how the wind moves leaves, hair, or scarves. Compare their artwork to real-life examples.
2. Have children try blowing through the straw in different ways—soft versus strong puffs—to see how it changes the paint spread.





Additional Resources

Spring

large
medium
small

A a B b C c D d

1 2 3

Spring PRESCHOOL Worksheets & Activities

Number Match

Letter Tracing

Lavinia Pop

March

16 fine motor printable activities

MORNING TUBS

Lavinia Pop

spring WORD WALL

large classroom cards | word lists for folders | word work pages

Spring

rainbow
seeds
caterpillar
bird

Lavinia Pop

March CALENDAR CARDS

cards for: March, Winter, Spring, days of the week, numbers 1-31

Spring
March

SUN MON SUNDAY MONDAY

Lavinia Pop

April CALENDAR CARDS

cards for: April, Spring, days of the week, numbers 1-31

Spring
April

SUN MON Sunday Monday

Lavinia Pop

20 bugs and insects CENTER ACTIVITIES

large
medium
small

Aa

and

Lavinia Pop

20 pond CENTER ACTIVITIES

Fine Motor Practice

Aa

Lavinia Pop

April

16 fine motor printable activities

MORNING TUBS

Lavinia Pop

let's connect!



Kinder-Resources.com



facebook.com/KinderResources



instagram.com/lavinipop_kinder_resources



pinterest.com/lavinipop