

earth day

CIRCLE TIME

circle time plans | songs | posters | activities | printables

5
LESSONS



Lavinia Pop

Earth Day

PRESCHOOL CIRCLE TIME

5 lesson plans | songs | posters | activities | printables



Lavinia Pop

Thank you for downloading this product; I hope you will enjoy using it and that it will be a valuable resource for you! I value your feedback, so please don't hesitate to contact me if you have any concerns whatsoever as I will endeavour to address them. And if you like what I've done, please let me know by leaving feedback at my online store :)

Lavinia

lavinia@kinder-resources.com

ILLUSTRATIONS Kari Bolt, Erin Colleen Design, Little Red, Whimsy Clips, PartyHead Graphics, Ramona Majdis, Zip-a-Dee-doo-dah-Designs, Bunny on a Cloud, Krista Wallden - Creative Clips, Creating4 the Classroom, Rainbow Sprinkle Studio - Sasha Mitten, First Class Clipart, ClipArtisan, Muggy Studio

teacherspayteachers.com/Store/Kari-Bolt teacherspayteachers.com/Store/Erin-Colleen-Design
teacherspayteachers.com/Store/Littlered teacherspayteachers.com/Store/Whimsy-Clips teacherspayteachers.com/Store/Partyhead-Graphics
teacherspayteachers.com/Store/Ramona-Majdis teacherspayteachers.com/Store/Zip-a-dee-doo-dah-Designs
teacherspayteachers.com/Store/Bunny-On-A-Cloud teacherspayteachers.com/Store/Krista-Wallden-Creative-Clips
teacherspayteachers.com/Store/Creating4-The-Classroom teacherspayteachers.com/Store/Rainbow-Sprinkle-Studio-Sasha-Mitten
teacherspayteachers.com/Store/First-Class-Clipart etsy.com/au/shop/ClipArtisan teacherspayteachers.com/Store/Muggy-Studio

This packet contains Images used under license from Shutterstock.com

FONTS schoolfonts.com.au teacherspayteachers.com/Store/Kimberly-Geswein-Fonts
teacherspayteachers.com/Store/Ramonam-Graphics

PRINTING TIP This resource has been designed for printing on A4-sized paper. If you are printing on a different size, select "shrink to printable area" or "print to fit page" (or a similar option) in order for the contents of this unit to print correctly.

Copyright © 2025 by Lavinia Pop - All rights reserved by author.

Purchase of this item entitles the purchaser the right to reproduce the pages for personal and classroom use. Duplication for other classes, an entire school or commercial purposes is strictly prohibited without written permission from the author. Minor editing is permitted only for personal use, however the document remains under copyright even when edited. Posting this item in whole or in part on the Internet in any form is strictly prohibited and is a violation of the Digital Millennium Copyright Act (DMCA).

Please be fair and don't share! If you are not the original purchaser of this file, please visit my store to purchase a copy. Kinder-Resources.com

let's connect!



Kinder-Resources.com



facebook.com/KinderResources



instagram.com/laviniapop_kinder_resources



pinterest.com/laviniapop

Introduction

The Earth Day Preschool Circle Time Plan is designed to introduce young learners to the beauty and importance of caring for our planet. Over five engaging days, children will explore Earth-friendly themes through hands-on crafts, meaningful discussions, songs, and stories that celebrate nature and promote environmental responsibility. Each day features a themed read-aloud paired with an activity that encourages children to take simple, relatable actions like recycling, conserving water, and helping animals. Through painting, sorting, planting, and creative expression, children will build early awareness of how their actions impact the Earth while developing fine motor skills, language, and a love for nature. This interactive, play-based plan helps preschoolers understand that even small helpers can make a big difference in keeping our world clean, green, and full of life.

What's Included:

1. Detailed Circle Time plans

Each day of the week is planned with a structured circle time agenda that includes:

- *Introduction:* A brief and captivating introduction to the daily theme, setting the stage for the day's activities.
- *Song:* A fun and educational song related to the daily theme, designed to engage children and reinforce learning through music and movement.
- *Read aloud and discussion:* A carefully selected picture book paired with thought-provoking discussion questions to enhance comprehension and encourage interaction.
- *Activities:* Creative and hands-on activities that complement the day's theme, fostering gross and fine motor skills, creativity, and critical thinking.

2. Posters and props

Enhance Circle Time with visual and tactile aids:

- *Posters:* Vibrant posters featuring the lyrics and illustrations for each daily song, making it easy for children to follow along and participate. The product also includes non-fiction posters, providing educational content alongside the fun.
- *Props:* Printable props related to each song and theme help bring the songs and stories to life and engage children in interactive play.

3. Printables for all activities:

Not all days include activities that require printables. However, optional printables are included for each day if you would like to use them. They include:

- Group activity printables
- Worksheets
- Craft templates

Why You'll Love This Resource:

- **Comprehensive and convenient learning:** A complete week of themed learning activities and resources in one packet.
- **Easy to use:** Detailed plans, printables, and props make it straightforward to create a dynamic and engaging circle time experience.
- **Educational and entertaining:** Each component is designed to be both educational and fun, keeping children excited and involved.

Happy Teaching :)

Earth Day

	Objective	Read Aloud	Activity
Day 1	Our Earth and Earth Day Children will learn that Earth is our home, Earth Day is on April 22, and we can celebrate by caring for the planet. They will understand simple ways to show kindness to Earth.	Book: "Earth Day, Birthday!" by Maureen Wright Discussion: How animals celebrate Earth Day by helping the planet and what Monkey learns about taking care of Earth.	Paper Plate Earth Craft Children paint paper plates with blue and green to create Earth. Materials: Paper plates, blue and green paint, sponges or brushes, red heart cutouts, "Happy Earth Day" labels, glue.
Day 2	Reduce, Reuse, Recycle Children will learn the meaning of "reduce, reuse, recycle" and why producing less trash helps the Earth. They will understand that many items can be used again or recycled instead of thrown away.	Book: "Why Should I Recycle?" By Jen Green Discussion: What items can be recycled and why recycling is better than throwing things away.	Recycled Materials Sorting Game Children sort pictures into Recycle or Trash bins. Materials: Recycled Materials printable
Day 3	Plants and Gardening Children will learn that plants grow from seeds and that caring for plants is one way to help the Earth (e.g., by giving oxygen and beauty). They will practice planting and understand the basics of gardening.	Book: "Lola Plants a Garden" by Anna McQuinn Discussion: How Lola grows her garden and the steps needed to help seeds grow.	Flower Garden Craft Children cut out flowers, parts then glue them onto paper to create their own garden collage. Materials: Flower Garden printable, glue, scissors, white cardstock, markers.
Day 4	Animals and Nature Children will learn that all animals (including people) share the Earth and depend on nature (trees, water, air). They will recognize simple ways to protect wildlife and habitats.	Book: "The Busy Tree" by Jennifer Ward Discussion: How trees help animals by giving them food, shelter, and a safe home.	My Busy Tree Craft Children tear green paper for leaves, color animal cutouts, and glue them onto a tree page. Materials: My Busy Tree printable, green construction paper, scissors, crayons, glue.
Day 5	Taking Action – Clean Water and Earth Care Children will learn practical Earth-friendly actions they can take in daily life, such as conserving water and cleaning up litter. They will understand that small actions by everyone help protect the planet.	Book: "10 Things I Can Do to Help My World" by Melanie Walsh Discussion: Simple daily actions kids can do to help the Earth, like saving water and turning off lights.	I Can Help the Earth Activity Children draw and decorate a picture of one way they can help the Earth. Materials: I Can Help the Earth printable, crayons.

Earth Day

Day 1: Our Earth and Earth Day

Children will learn that Earth is our home, Earth Day is on April 22, and we can celebrate by caring for the planet. They will understand simple ways to show kindness to Earth.


Introduction

Hold up a globe or Earth picture. "Today we're going to talk about something very special — the place where we all live. It's not just our house or city — it's the Earth! Earth is our big, beautiful home with oceans, trees, animals, and people. And did you know that Earth has a holiday? It's called Earth Day, and it happens every year on April 22nd. Earth Day is when we show the planet how much we love it by keeping it clean and healthy."

Song

"Earth is Special" (Tune: "Twinkle, Twinkle Little Star")

Props: trash bag, plant, light switch, faucet, bird seed.




Actions: **Line 1:** Thumbs up. **Line 2:** Make a roof shape over your head. **Line 3:** Pretend to pick up trash, then dig and plant. **Line 4:** Pretend to flip a switch and twist a faucet. **Line 5:** Pretend to toss birdseed. **Line 6:** Wave both hands out wide (like spreading help all around).

Read Aloud & Discussion

Book: "Earth Day, Birthday!" by Maureen Wright

Before Reading: "Have you heard of Earth Day? What kinds of things do you think we could do to help the Earth? What do we mean by 'taking care of the Earth'?"

After Reading: "What was Monkey upset about? How did the other animals want to celebrate? What did Monkey learn at the end? What are some things we heard about helping the Earth (like planting, recycling, picking up trash)?" Encourage children to recall the actions (e.g., using a cloth bag, planting trees) from the story.



Activity

Paper Plate Earth Craft

Materials: Paper Plate Earth Craft printables (3 pages), paper plates, blue and green paint, sponges or brushes, scissors, glue.

Activity: Give each child a paper plate. Invite them to sponge-paint or finger-paint their plate with blue and green to resemble Earth. Once dry, have children glue a red heart to the center. Add a "Happy Earth Day!" label below or above the heart.

Extension: Create a "Hanging Earth Gallery" by stringing yarn across your circle time area or hallway. Tie each Earth to the line to decorate the space with the children's artwork. While hanging them, invite each child to share one way they can help the Earth (e.g., "I can recycle" or "I can plant flowers") and write their ideas on the back of their plate.



Earth Day

Circle Time Song Posters and Props

This section includes all song posters and props.

- Earth is Special
 - complete song poster
 - verse song poster
 - trash bag
 - tree in pot
 - light switch
 - faucet (tap)
 - bird seed bag



Earth is Special

sung to Twinkle, Twinkle, Little Star

Earth is special, yes it is,
Let's take care of where we live.
Pick up trash and plant a tree,
Turn off lights and water too.
Feed the birds and show you care,
We can help from anywhere!





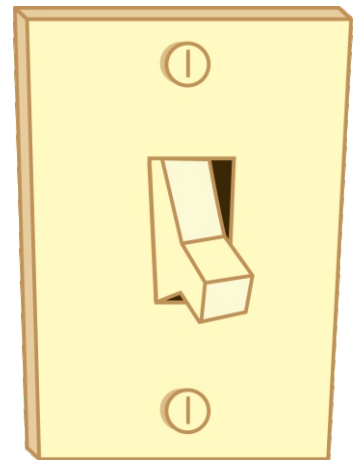
Earth Day

Classroom Posters

This section includes posters you might like to display in your classroom.

- Our Home: Planet Earth
- What Can We Recycle?
- Reduce, Reuse, Recycle
- Trees Help Us!
- Ways to Help the Earth





**sort
trash
so
it
can
be
used
again**

**use
less of
something**

**use
things
again**



Earth Day

Activities & Worksheets

This section includes all the necessary lesson printables, along with some additional activities and worksheets. You can use these pages as outlined in the lesson plan or on different days, depending on your needs.

Day 1: Our Earth and Earth Day

- **Lesson Activity:** Paper Plate Earth Activity
- *Additional Activity:* Color by Code: Earth Day
- *Additional Activity:* Earth Day Coloring



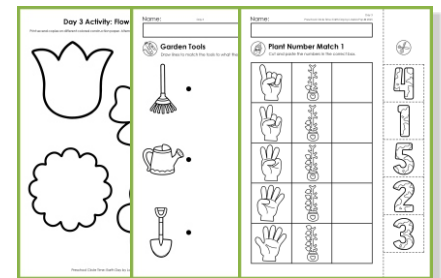
Day 2: Reduce, Reuse, Recycle

- **Lesson Activity:** Recycled Materials Sorting
- *Additional Activity:* Can I Recycle It?
- *Additional Activity:* The Three Rs



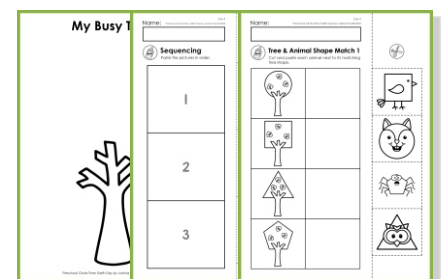
Day 3: Plants and Gardening

- **Lesson Activity:** Flower Garden Collage
- *Additional Activity:* Garden Tools Matching
- *Additional Activity:* Plant Number Match




Day 4: Animals and Nature

- **Lesson Activity:** My Busy Tree Activity
- *Additional Activity:* Bird Building Nest Sequencing
- *Additional Activity:* Tree & Animal Shape Match



Day 5: Taking Action – Clean Water and Earth Care

- **Lesson Activity:** I can help the Earth by...
- *Additional Activity:* "I Can" coloring pages (x9)



Name: _____

Day 1


Preschool Circle Time: Earth Day by Lavinia Pop © 2025




Earth Day

Color the pictures and trace the words.


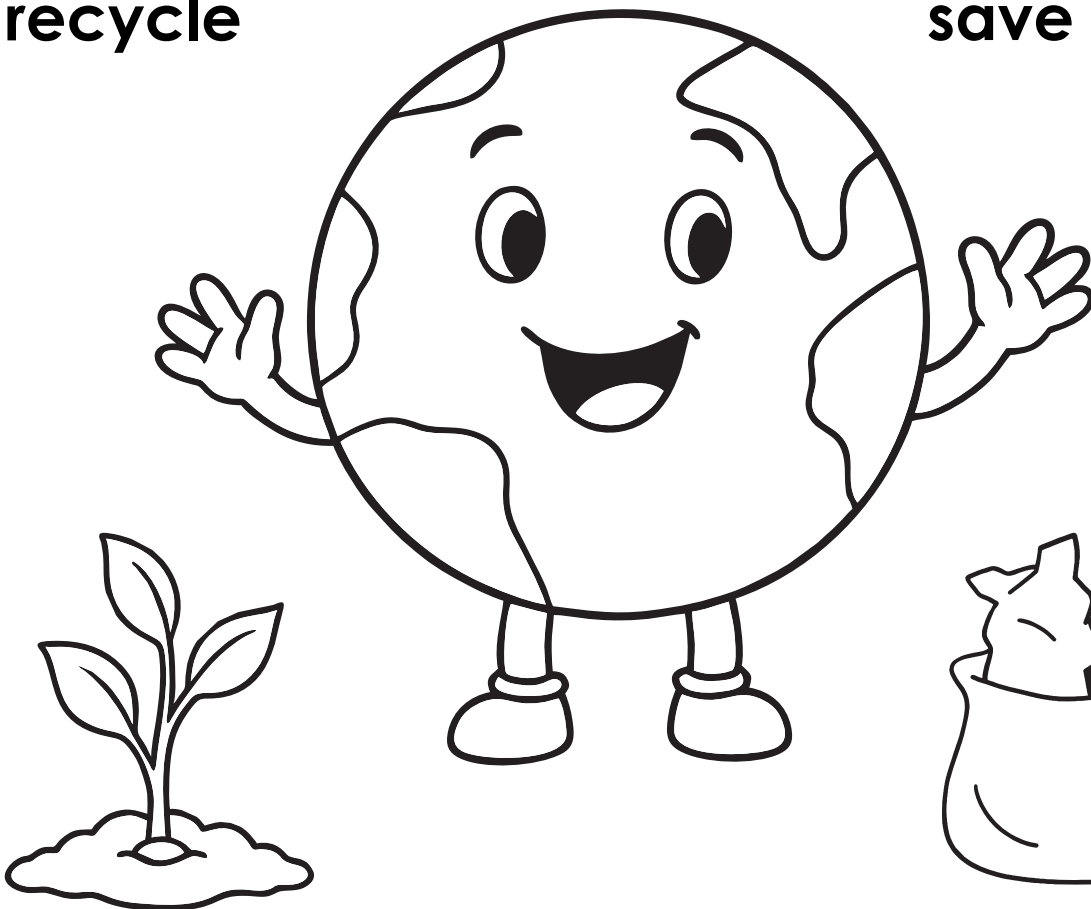
Earth Day



recycle



save energy



plant a seed



pick up trash

Day 2 Activity: Recycled Materials Sorting

Print, laminate and cut out the recycling bin.





Day 2 Activity: Recycled Materials Sorting

Print, laminate and cut out the trash can.





Day 2 Activity: Recycled Materials Sorting

Print, laminate and cut out the cards. These will get sorted to either the recycling bin or garbage bin mats.




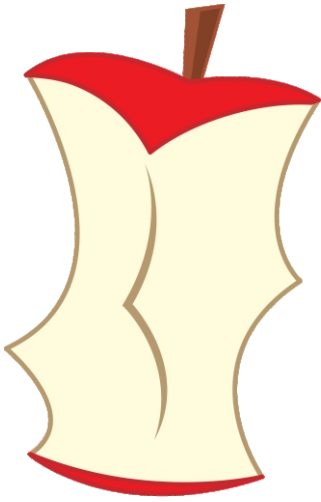
Day 2 Activity: Recycled Materials Sorting

Print, laminate and cut out the cards. These will get sorted to either the recycling bin or garbage bin mats.



Day 2 Activity: Recycled Materials Sorting

Print, laminate and cut out the cards. These will get sorted to either the recycling bin or garbage bin mats.



Day 2 Activity: Recycled Materials Sorting

Print, laminate and cut out the cards. These will get sorted to either the recycling bin or garbage bin mats.

