


# gardening & plants

# CIRCLE TIME

5  
LESSONS

circle time plans | songs | posters | activities | printables



Lavinia Pop

# Gardening & Plants

## PRESCHOOL CIRCLE TIME

5 lesson plans | songs | posters | activities | printables



Lavinia Pop

**Thank you** for downloading this product; I hope you will enjoy using it and that it will be a valuable resource for you! I value your feedback, so please don't hesitate to contact me if you have any concerns whatsoever as I will endeavour to address them. And if you like what I've done, please let me know by leaving feedback at my online store :)

Lavinia

[lavinia@kinder-resources.com](mailto:lavinia@kinder-resources.com)

**ILLUSTRATIONS** Kari Bolt, Erin Colleen Design, Little Red, Whimsy Clips, PartyHead Graphics, Ramona Majdis, Zip-a-Dee-doo-dah-Designs, Bunny on a Cloud, Krista Wallden - Creative Clips, Creating4 the Classroom, Rainbow Sprinkle Studio - Sasha Mitten, First Class Clipart, ClipArtisan, Muggy Studio

[teacherspayteachers.com/Store/Kari-Bolt](https://teacherspayteachers.com/Store/Kari-Bolt) [teacherspayteachers.com/Store/Erin-Colleen-Design](https://teacherspayteachers.com/Store/Erin-Colleen-Design)  
[teacherspayteachers.com/Store/Littlered](https://teacherspayteachers.com/Store/Littlered) [teacherspayteachers.com/Store/Whimsy-Clips](https://teacherspayteachers.com/Store/Whimsy-Clips) [teacherspayteachers.com/Store/Partyhead-Graphics](https://teacherspayteachers.com/Store/Partyhead-Graphics)  
[teacherspayteachers.com/Store/Ramona-Majdis](https://teacherspayteachers.com/Store/Ramona-Majdis) [teacherspayteachers.com/Store/Zip-a-dee-doo-dah-Designs](https://teacherspayteachers.com/Store/Zip-a-dee-doo-dah-Designs)  
[teacherspayteachers.com/Store/Bunny-On-A-Cloud](https://teacherspayteachers.com/Store/Bunny-On-A-Cloud) [teacherspayteachers.com/Store/Krista-Wallden-Creative-Clips](https://teacherspayteachers.com/Store/Krista-Wallden-Creative-Clips)  
[teacherspayteachers.com/Store/Creating4-The-Classroom](https://teacherspayteachers.com/Store/Creating4-The-Classroom) [teacherspayteachers.com/Store/Rainbow-Sprinkle-Studio-Sasha-Mitten](https://teacherspayteachers.com/Store/Rainbow-Sprinkle-Studio-Sasha-Mitten)  
[teacherspayteachers.com/Store/First-Class-Clipart](https://teacherspayteachers.com/Store/First-Class-Clipart) [etsy.com/au/shop/ClipArtisan](https://etsy.com/au/shop/ClipArtisan) [teacherspayteachers.com/Store/Muggy-Studio](https://teacherspayteachers.com/Store/Muggy-Studio)

This packet contains Images used under license from Shutterstock.com

**FONTS** [schoolfonts.com.au](https://schoolfonts.com.au) [teacherspayteachers.com/Store/Kimberly-Geswein-Fonts](https://teacherspayteachers.com/Store/Kimberly-Geswein-Fonts)  
[teacherspayteachers.com/Store/Ramonam-Graphics](https://teacherspayteachers.com/Store/Ramonam-Graphics)

**PRINTING TIP** This resource has been designed for printing on A4-sized paper. If you are printing on a different size, select "shrink to printable area" or "print to fit page" (or a similar option) in order for the contents of this unit to print correctly.

Copyright © 2025 by Lavinia Pop - All rights reserved by author.

Purchase of this item entitles the purchaser the right to reproduce the pages for personal and classroom use. Duplication for other classes, an entire school or commercial purposes is strictly prohibited without written permission from the author. Minor editing is permitted only for personal use, however the document remains under copyright even when edited. Posting this item in whole or in part on the Internet in any form is strictly prohibited and is a violation of the Digital Millennium Copyright Act (DMCA).

Please be fair and don't share! If you are not the original purchaser of this file, please visit my store to purchase a copy. [Kinder-Resources.com](https://Kinder-Resources.com)

let's connect!



[Kinder-Resources.com](https://Kinder-Resources.com)



[facebook.com/KinderResources](https://facebook.com/KinderResources)



[instagram.com/laviniapop\\_kinder\\_resources](https://instagram.com/laviniapop_kinder_resources)



[pinterest.com/laviniapop](https://pinterest.com/laviniapop)



# Introduction

This week, preschoolers will embark on a fun and interactive journey into the world of plants and gardening! Through hands-on activities, engaging songs, and exciting crafts, children will learn about the different parts of plants, how to plant seeds, and what plants need to grow. They will explore the roles of sunlight, soil, water, and air in helping plants thrive, as well as discover the difference between fruits and vegetables. Each day offers a new opportunity for exploration and creativity, making this week a perfect introduction to the wonders of the natural world!

By the end of the week, children will have a deeper understanding of how plants grow, what they need, and how they can help take care of their own garden. Let's get our hands dirty and have some fun while learning about the beauty of nature!

## What's Included:

### 1. Detailed Circle Time plans

Each day of the week is planned with a structured circle time agenda that includes:

- *Introduction:* A brief and captivating introduction to the daily theme, setting the stage for the day's activities.
- *Song:* A fun and educational song related to the daily theme, designed to engage children and reinforce learning through music and movement.
- *Read aloud and discussion:* A carefully selected picture book paired with thought-provoking discussion questions to enhance comprehension and encourage interaction.
- *Activities:* Creative and hands-on activities that complement the day's theme, fostering gross and fine motor skills, creativity, and critical thinking.

### 2. Posters and props

Enhance Circle Time with visual and tactile aids:

- *Posters:* Vibrant posters featuring the lyrics and illustrations for each daily song, making it easy for children to follow along and participate. The product also includes non-fiction posters, providing educational content alongside the fun.
- *Props:* Printable props related to each song and theme help bring the songs and stories to life and engage children in interactive play.

### 3. Printables for all activities:

Not all days include activities that require printables. However, optional printables are included for each day if you would like to use them. They include:

- Group activity printables
- Worksheets
- Craft templates

## Why You'll Love This Resource:

- **Comprehensive and convenient learning:** A complete week of themed learning activities and resources in one packet.
- **Easy to use:** Detailed plans, printables, and props make it straightforward to create a dynamic and engaging circle time experience.
- **Educational and entertaining:** Each component is designed to be both educational and fun, keeping children excited and involved.

Happy Teaching :)



# Gardening & Plants

	Objective	Read Aloud	Activity
Day 1	<b>What Are Plants?</b> Children will explore what a plant is, where we find them, and what grows in a garden. They'll begin to understand that gardens are special places for growing food and flowers.	<b>Book:</b> "My Garden" by Kevin Henkes  <b>Discussion:</b> What silly things the girl in "My Garden" wanted to grow, and how real gardens are different.	<b>Plant Sorting Activity</b> Children sort pictures into Plants or Not Plants.  <b>Materials:</b> Plant or Not a Plant printables (5 pages).
Day 2	<b>Parts of a Plant</b> Children will recognize and name the basic parts of a plant — root, stem, leaf, and flower — and begin to understand the purpose of each part.	<b>Book:</b> "Garden Time" by Jill McDonald  <b>Discussion:</b> How roots, stems, leaves, and flowers do to help a plant grow, as shown in "Garden Time."	<b>Seed Planting</b> Children plant seeds in cups, water them, and place them by a sunny window. <b>Materials:</b> Small cups, potting soil, seeds, scoops, watering cans.
Day 3	<b>From Seed to Flower</b>  Children will demonstrate an understanding that plants grow in stages (seed → sprout → plant → flower) and will recall what plants need to grow (water, sun, soil, time).	<b>Book:</b> "Zinnia's Flower Garden" by Monica Wellington <b>Discussion:</b> What steps Zinnia took to grow her garden, and how the weather affected her plants.	<b>Plant Parts Craft</b> Children create a plant collage with parts like roots, stems, leaves, and flowers. <b>Materials:</b> Plant Parts printables, construction paper, cupcake liners, yarn, cotton wool, glitter.
Day 4	<b>Gardening Tools</b>  Children will be able to identify and name basic gardening tools (trowel, watering can, gloves) and describe how each one helps take care of plants.	<b>Book:</b> "Dig, Plant, Feast!" by Lin Picou  <b>Discussion:</b> What tools the gardeners used in "Dig, Plant, Feast!" and which gardening task you would like to do.	<b>Garden Tools Dramatic Play</b> Children engage in pretend play with toy garden tools, gloves, and pots. <b>Materials:</b> Toy garden tools, gloves, pots, toy vegetables, sensory soil materials.
Day 5	<b>Fruits and Vegetables from the Garden</b>  Children will identify common fruits and vegetables that grow in gardens and describe where they grow (above or below ground).	<b>Book:</b> "The Surprise Garden" by Zoe Hall  <b>Discussion:</b> Which vegetables in "The Surprise Garden" grow above the ground, and which grow below.	<b>Fruit &amp; Vegetable Sorting Activity</b> Children sort pictures into Fruits and Vegetables.  <b>Materials:</b> Fruit & Vegetable Sort printables (5 pages)

# Gardening & Plants

## Day 1: What Are Plants?

Children will explore what a plant is, where we find them, and what grows in a garden. They'll begin to understand that gardens are special places for growing food and flowers.

## Introduction

Show children a real plant or flower. "Today we're talking about something special — plants! Plants are all around us: in gardens, parks, and even our homes. They grow from tiny seeds and need sunlight, water, and soil to grow. Can you name something that grows in a garden? Let's look at this plant together and explore what makes it so amazing!"

## Song

"Gardener Plants the Seeds" (Tune: "Farmer in the Dell")

**Props:** pea seed packet, sun, rain, sprout.

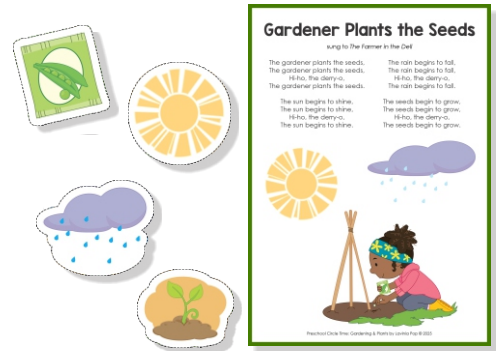
**Actions:**

**Verse 1:** Pretend to dig and plant seeds.

**Verse 2:** Make a big circle with arms to mimic the sun.

**Verse 3:** Flutter fingers down like raindrops.

**Verse 4:** Slowly stand up and stretch arms up tall like growing plants.



## Read Aloud & Discussion

**Book:** "My Garden" by Kevin Henkes

**Before Reading:** "If you could grow anything in a garden, what would you plant? Would it be flowers, food... or maybe something silly like chocolate?"

**After Reading:** Talk about the difference between the girl's imaginary garden and real gardens. Ask: "What were some of the silly things the girl wanted to grow? Do real flowers change colors or grow lollipops? What's the difference between her dream garden and a real one?" Compare fantasy vs. reality and spark excitement for learning how real gardens work this week.



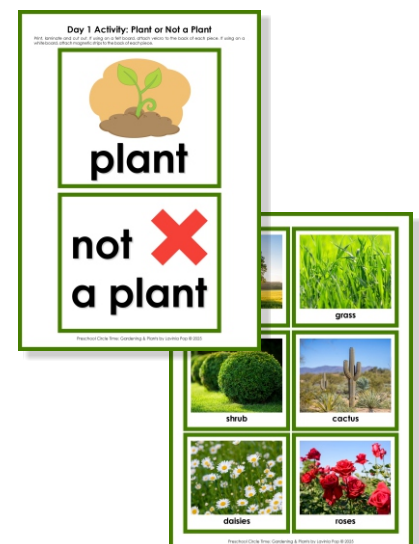
## Activity

### Plant Sorting Activity

**Materials:** Plant or Not a Plant printables (5 pages).

**Activity:** Tell the class they'll help sort pictures into two groups: plants and not plants. Hold up each picture and ask: "What is this? Does it grow in the ground? Is it a plant?" Invite a child to place the picture under the correct heading. Use simple prompts: "Plants grow in soil and need sun and water. If it moves or has legs, it's probably not a plant." Continue until all pictures are sorted.

**Extension:** Let children gently explore a real plant. Encourage them to touch the leaves and soil, smell the flower, talk about what they notice (color, texture, parts). Use words like stem, leaf, flower, and roots as they explore.

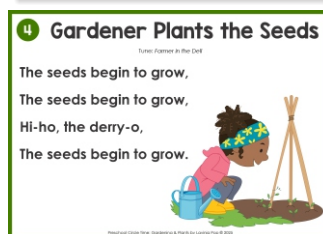
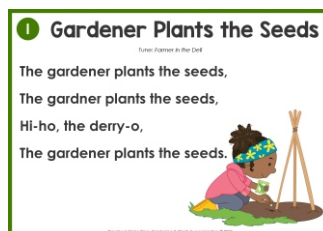


# Gardening & Plants

## Circle Time Song Posters and Props


This section includes all song posters and props.

- Gardener Plants the Seed
  - complete song poster
  - verse song poster
  - prop: pea seed packet
  - prop: sun
  - prop: rain
  - prop: sprout



### Flower, Stem, Leaves, and Roots

- complete song poster
- verse song poster
- no props for this song (action song)





# Gardener Plants the Seeds

sung to *The Farmer in the Dell*

The gardener plants the seeds,  
The gardener plants the seeds,  
    Hi-ho, the derry-o,  
The gardener plants the seeds.

The rain begins to fall,  
The rain begins to fall,  
    Hi-ho, the derry-o,  
The rain begins to fall.

The sun begins to shine,  
The sun begins to shine,  
    Hi-ho, the derry-o,  
The sun begins to shine.


The seeds begin to grow,  
The seeds begin to grow,  
    Hi-ho, the derry-o,  
The seeds begin to grow.



# Flower, Stem, Leaves and Roots

*sung to Head, Shoulders, Knees, and Toes*

Flower, stem, leaves and roots,  
Leaves and roots,  
Flower, stem, leaves and roots,  
Leaves and roots,  
And sun and rain and fresh air too,  
Flower, stem, leaves and roots,  
Leaves and roots!



# Flower, Stem, Leaves, & Roots

Tune: Head, Shoulders, Knees, and Toes

**Flower, stem, leaves and roots,**

**Leaves and roots,**

**Flower, stem, leaves and roots,**

**Leaves and roots,**

**And sun and rain and fresh air too,**

**Flower, stem, leaves, and roots,**

**Leaves and roots!**





# Circle Time Props

NO PROPS FOR THIS SONG

*Actions:*

**Flower:** Point to your head (flower grows at the top).

**Stem:** Place both hands on your torso (stem is the main part of the plant).

**Leaves:** Stretch your arms out wide (like the leaves spreading out).

**Roots:** Stomp your feet (roots are deep in the soil).

**Sun:** Circle arms above your head like the sun shining.

**Rain:** Flutter fingers down like raindrops falling.


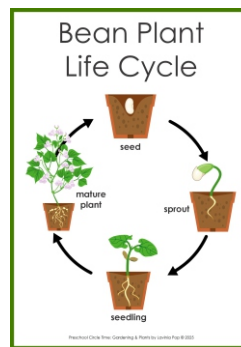

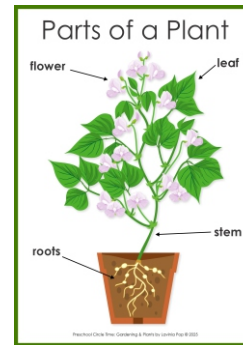
**Fresh Air:** Take a deep breath and puff out your chest.

# Gardening & Plants

## Classroom Posters

This section includes posters you might like to display in your classroom.

- Parts of a Plant (s versions)
- Bean Plant Life Cycle
- What a Plant Needs to Grow (2 versions)
- Garden Tools
- Fruits
- Vegetables
- Above Ground
- Below Ground



# Garden Tools



**gloves**





**watering  
can**




**rake**



**garden  
fork**



**trowel**



**pruners**




**shovel**




**wheelbarrow**



# Vegetables




**cabbage**



**leek**




**broccoli**



**onion**



**carrot**



**radish**



**lettuce**



**asparagus**




**artichoke**




**cauliflower**



**celery**



**garlic**



**potato**



**peas**



**mushroom**


# Gardening & Plants

## Activities & Worksheets

This section includes all the necessary lesson printables, along with some additional activities and worksheets. You can use these pages as outlined in the lesson plan or on different days, depending on your needs.

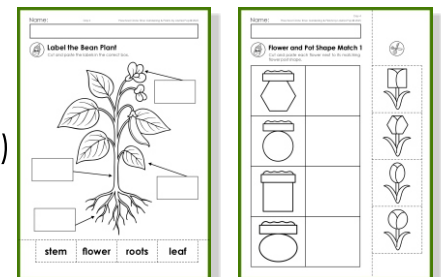
### Day 1: What Are Plants?

- **Lesson Activity:** Sorting: plant, not a plant
- *Additional Activity:* Sorting: Is it a Plant?
- *Additional Activity:* Plant Patterns




### Day 2: Parts of a Plant

- *Additional Activity:* Label the Bean Plant
- *Additional Activity:* Flower and Pot Shape Match (2 pages)



### Day 3: From Seed to Flower

- **Lesson Activity:** Plant Parts Craft
- *Additional Activity:* Bean Plant Life Cycle
- *Additional Activity:* Trace and Color the Seeds (2 pages)




### Day 4: Gardening Tools

- *Additional Activity:* Gardening Tools Shadow Match
- *Additional Activity:* Missing Gardening Tools (3 pages)



### Day 5: Fruits and Vegetables from the Garden

- **Lesson Activity:** Sorting: fruits, vegetables
- *Additional Activity:* Fruit or Vegetable?
- *Additional Activity:* My Vegetable Garden



# Day 1 Activity: Plant or Not a Plant

Print, laminate and cut out. If using on a felt board, attach velcro to the back of each piece. If using on a white board, attach magnetic strips to the back of each piece.



**plant**

**not**   
**a plant**





**tree**



**grass**



**shrub**



**cactus**



**daisies**



**roses**





**basil**




**aloe vera**



**cattail**



**bamboo**



**ivy**



**weed**





**dog**



**car**



**house**



**rock**



**cloud**



**bird**



**children**



**butterfly**



**sun**



**boots**



**bike**



**ball**



Name: \_\_\_\_\_

Day 1


Preschool Circle Time: Gardening & Plants by Lavinia Pop © 2025







## Is it a Plant?

Cut and paste the pictures in the correct box.

### Yes



### No



Name: \_\_\_\_\_

Day 4

Preschool Circle Time: Gardening & Plants by Lavinia Pop © 2024



## Missing Gardening Tools: Scooping Soil

Color the picture. Circle the gardening tool that is needed.

