


# beginning sounds

## CLIP IT! ACTIVITY

56 beginning sound cards | 10 worksheets



Lavinia Pop

**Thank you** for downloading this product; I hope you will enjoy using it and that it will be a valuable resource for you! I value your feedback, so please don't hesitate to contact me if you have any concerns whatsoever as I will endeavour to address them. And if you like what I've done, please let me know by leaving feedback at my online store :)

Lavinia

[lavinia@kinder-resources.com](mailto:lavinia@kinder-resources.com)

**ILLUSTRATIONS** Kari Bolt, Erin Colleen Design, Little Red, Whimsy Clips, PartyHead Graphics, Ramona Majdis, Zip-a-Dee-doo-dah-Designs, Bunny on a Cloud, Krista Wallden - Creative Clips, Creating4 the Classroom, Rainbow Sprinkle Studio - Sasha Mitten, First Class Clipart, ClipArtisan, Muggy Studio

[teacherspayteachers.com/Store/Kari-Bolt](https://www.teacherspayteachers.com/Store/Kari-Bolt) [teacherspayteachers.com/Store/Erin-Colleen-Design](https://www.teacherspayteachers.com/Store/Erin-Colleen-Design)  
[teacherspayteachers.com/Store/Littlered](https://www.teacherspayteachers.com/Store/Littlered) [teacherspayteachers.com/Store/Whimsy-Clips](https://www.teacherspayteachers.com/Store/Whimsy-Clips) [teacherspayteachers.com/Store/Partyhead-Graphics](https://www.teacherspayteachers.com/Store/Partyhead-Graphics)  
[teacherspayteachers.com/Store/Ramona-Majdis](https://www.teacherspayteachers.com/Store/Ramona-Majdis) [teacherspayteachers.com/Store/Zip-a-dee-doo-dah-Designs](https://www.teacherspayteachers.com/Store/Zip-a-dee-doo-dah-Designs)  
[teacherspayteachers.com/Store/Bunny-On-A-Cloud](https://www.teacherspayteachers.com/Store/Bunny-On-A-Cloud) [teacherspayteachers.com/Store/Krista-Wallden-Creative-Clips](https://www.teacherspayteachers.com/Store/Krista-Wallden-Creative-Clips)  
[teacherspayteachers.com/Store/Creating4-The-Classroom](https://www.teacherspayteachers.com/Store/Creating4-The-Classroom) [teacherspayteachers.com/Store/Rainbow-Sprinkle-Studio-Sasha-Mitten](https://www.teacherspayteachers.com/Store/Rainbow-Sprinkle-Studio-Sasha-Mitten)  
[teacherspayteachers.com/Store/First-Class-Clipart](https://www.teacherspayteachers.com/Store/First-Class-Clipart) [etsy.com/au/shop/ClipArtisan](https://www.etsy.com/au/shop/ClipArtisan) [teacherspayteachers.com/Store/Muggy-Studio](https://www.teacherspayteachers.com/Store/Muggy-Studio)

This packet contains Images used under license from Shutterstock.com

**FONTS** [schoolfonts.com.au](https://www.schoolfonts.com.au) [teacherspayteachers.com/Store/Kimberly-Geswein-Fonts](https://www.teacherspayteachers.com/Store/Kimberly-Geswein-Fonts)  
[teacherspayteachers.com/Store/Ramonam-Graphics](https://www.teacherspayteachers.com/Store/Ramonam-Graphics)

**PRINTING TIP** This resource has been designed for printing on A4-sized paper. If you are printing on a different size, select "shrink to printable area" or "print to fit page" (or a similar option) in order for the contents of this unit to print correctly.

Copyright ©2013 by Lavinia Pop - All rights reserved by author.

Purchase of this item entitles the purchaser the right to reproduce the pages for personal and classroom use. Duplication for other classes, an entire school or commercial purposes is strictly prohibited without written permission from the author. Minor editing is permitted only for personal use, however the document remains under copyright even when edited. Posting this item in whole or in part on the Internet in any form is strictly prohibited and is a violation of the Digital Millennium Copyright Act (DMCA).

Please be fair and don't share! If you are not the original purchaser of this file, please visit my store to purchase a copy. [Kinder-Resources.com](https://www.kinder-resources.com)

let's connect!



[Kinder-Resources.com](https://www.kinder-resources.com)



[facebook.com/KinderResources](https://facebook.com/KinderResources)



[instagram.com/laviniapop\\_kinder\\_resources](https://instagram.com/laviniapop_kinder_resources)



[pinterest.com/laviniapop](https://pinterest.com/laviniapop)

# Introduction

Make learning beginning sounds fun and interactive with this hands-on set of Beginning Sounds Clip It! cards and printable worksheets. This resource is perfect for building early phonics skills through alphabet recognition, sound-symbol correspondence, and fine motor development.

With 56 alphabet picture cards (including four for each letter, and two for Xx) and 10 follow up worksheets, this set gives you everything you need to reinforce phonemic awareness in literacy centers, small groups, or independent practice.

## What's Included:

- 56 Beginning Sounds Clip It! Cards
- 4 picture cards per letter (except Xx, which has 2)
- Each card shows a picture and 3 beginning sound choices
- 10 printable Beginning Sounds Worksheets
  - Worksheets 1–3: Focus on CVC words (e.g., cat, map, sun)
  - Worksheets 4–7: Focus on familiar nouns
  - Worksheets 8–10: Practice short vowel beginning sounds

## How to Set It Up:

1. Print, laminate, and cut out the picture cards.
2. Supply children with clothespins.

## How to Use the Worksheets:

- Children dab the correct answer with dot paints, color it in, or use ABC stickers to mark their response.
- Worksheets can be used alongside the cards or as a standalone beginning sounds activity for assessment or review.


## Skills Covered:

- Phonemic awareness: isolating beginning sounds
- Letter-sound correspondence
- Short vowel identification
- Fine motor strength (clothespin clipping)
- Visual discrimination

This set makes a great addition to your literacy centers, intervention groups, or phonics practice tubs. It's easy to prep, fun to use, and packed with learning!


Happy Teaching! :)

Beginning Sounds




a m s

Beginning Sounds




o a e

Beginning Sounds




s n a

Beginning Sounds



a w r

Beginning Sounds



h

f

b

Beginning Sounds



b

l

t

Beginning Sounds




h

b

t

Beginning Sounds



k

l

b

### Beginning Sounds



m

c

s

### Beginning Sounds



o

c

n

### Beginning Sounds



c

n

w

### Beginning Sounds



a

s

c

Name: \_\_\_\_\_



## Beginning Sounds 1


Dab the correct beginning sound for each picture.



b

m


c



d

i

m



g

n


v



e

s


t



f

p

h



s

j

k