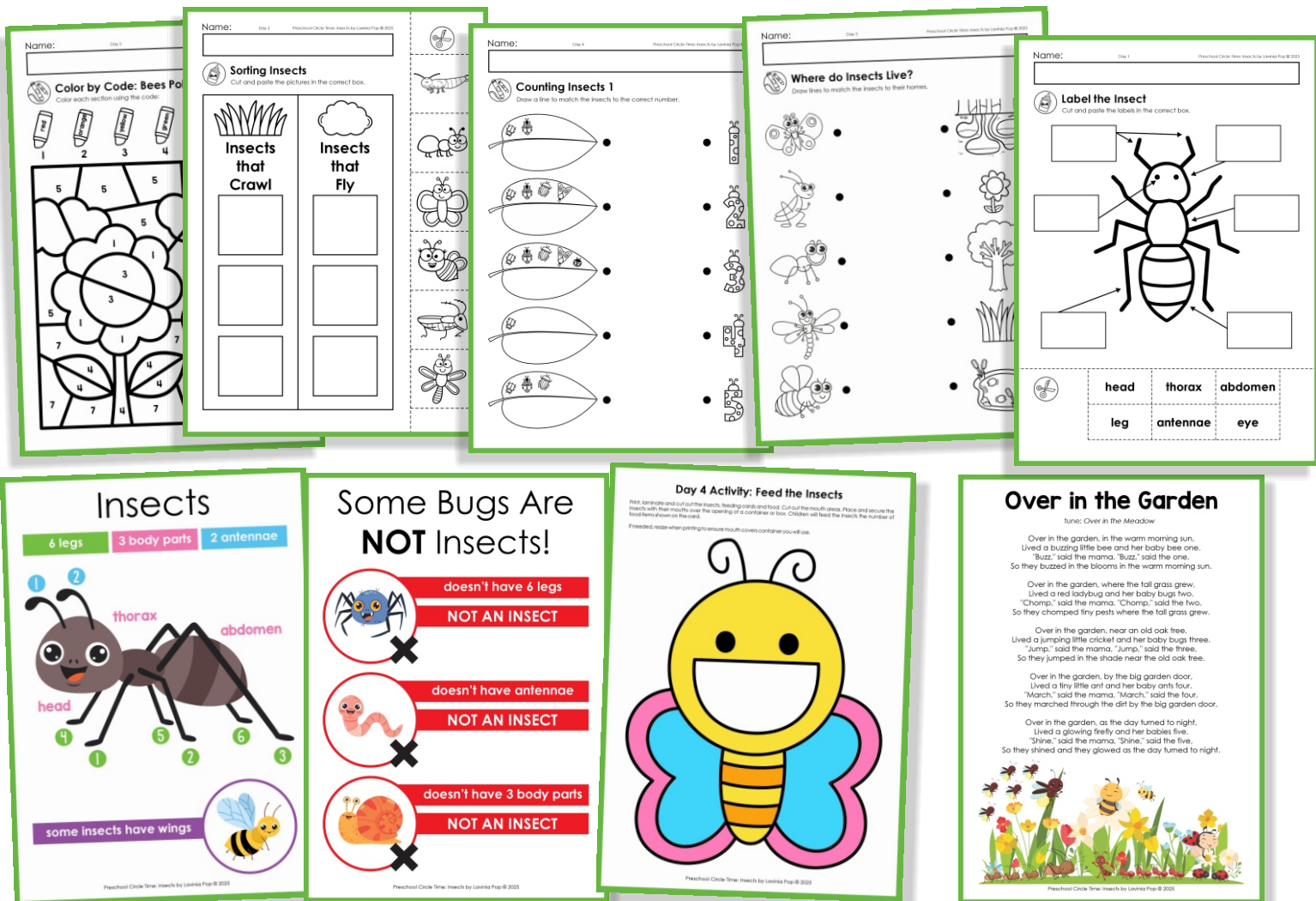


# insects

# CIRCLE TIME

circle time plans | songs | posters | activities | printables

5  
LESSONS


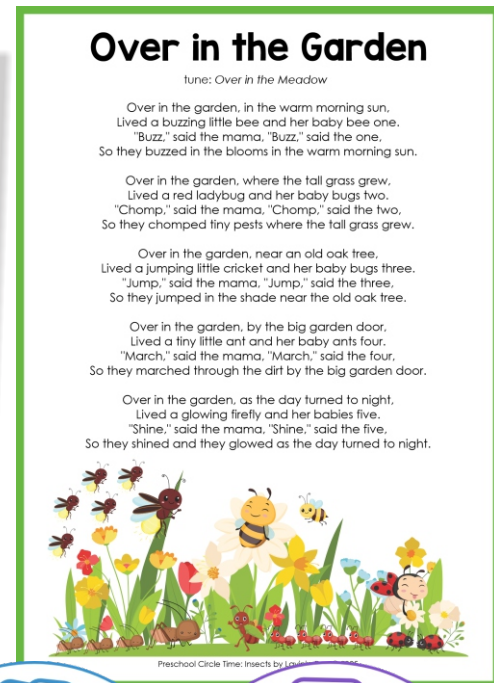

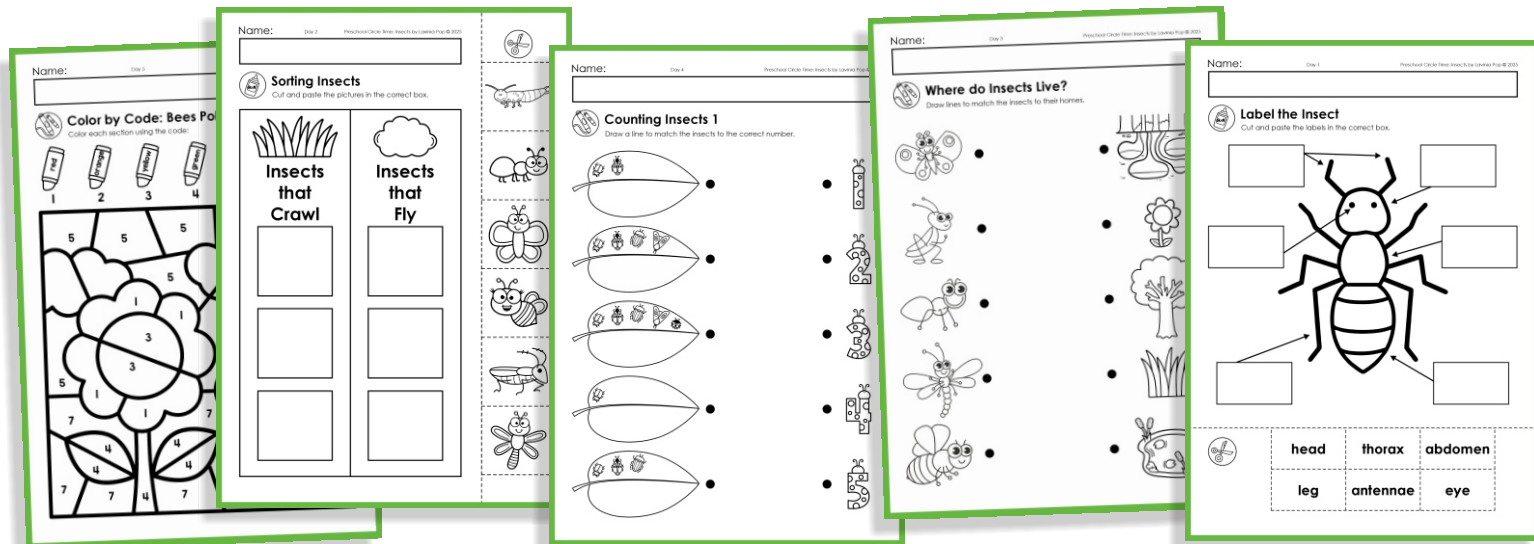


Lavinia Pop

# Insects

## PRESCHOOL CIRCLE TIME

5 lesson plans | songs | posters | activities | printables



Lavinia Pop

**Thank you** for downloading this product; I hope you will enjoy using it and that it will be a valuable resource for you! I value your feedback, so please don't hesitate to contact me if you have any concerns whatsoever as I will endeavour to address them. And if you like what I've done, please let me know by leaving feedback at my online store :)

Lavinia

[lavinia@kinder-resources.com](mailto:lavinia@kinder-resources.com)

**ILLUSTRATIONS** Kari Bolt, Erin Colleen Design, Little Red, Whimsy Clips, PartyHead Graphics, Ramona Majdis, Zip-a-Dee-doo-dah-Designs, Bunny on a Cloud, Krista Wallden - Creative Clips, Creating4 the Classroom, Rainbow Sprinkle Studio - Sasha Mitten, First Class Clipart, ClipArtisan, Muggy Studio

[teacherspayteachers.com/Store/Kari-Bolt](https://www.teacherspayteachers.com/Store/Kari-Bolt) [teacherspayteachers.com/Store/Erin-Colleen-Design](https://www.teacherspayteachers.com/Store/Erin-Colleen-Design)  
[teacherspayteachers.com/Store/Littlered](https://www.teacherspayteachers.com/Store/Littlered) [teacherspayteachers.com/Store/Whimsy-Clips](https://www.teacherspayteachers.com/Store/Whimsy-Clips) [teacherspayteachers.com/Store/Partyhead-Graphics](https://www.teacherspayteachers.com/Store/Partyhead-Graphics)  
[teacherspayteachers.com/Store/Ramona-Majdis](https://www.teacherspayteachers.com/Store/Ramona-Majdis) [teacherspayteachers.com/Store/Zip-a-dee-doo-dah-Designs](https://www.teacherspayteachers.com/Store/Zip-a-dee-doo-dah-Designs)  
[teacherspayteachers.com/Store/Bunny-On-A-Cloud](https://www.teacherspayteachers.com/Store/Bunny-On-A-Cloud) [teacherspayteachers.com/Store/Krista-Wallden-Creative-Clips](https://www.teacherspayteachers.com/Store/Krista-Wallden-Creative-Clips)  
[teacherspayteachers.com/Store/Creating4-The-Classroom](https://www.teacherspayteachers.com/Store/Creating4-The-Classroom) [teacherspayteachers.com/Store/Rainbow-Sprinkle-Studio-Sasha-Mitten](https://www.teacherspayteachers.com/Store/Rainbow-Sprinkle-Studio-Sasha-Mitten)  
[teacherspayteachers.com/Store/First-Class-Clipart](https://www.teacherspayteachers.com/Store/First-Class-Clipart) [etsy.com/au/shop/ClipArtisan](https://www.etsy.com/au/shop/ClipArtisan) [teacherspayteachers.com/Store/Muggy-Studio](https://www.teacherspayteachers.com/Store/Muggy-Studio)

This packet contains Images used under license from Shutterstock.com

**FONTS** [schoolfonts.com.au](https://www.schoolfonts.com.au) [teacherspayteachers.com/Store/Kimberly-Geswein-Fonts](https://www.teacherspayteachers.com/Store/Kimberly-Geswein-Fonts)  
[teacherspayteachers.com/Store/Ramonam-Graphics](https://www.teacherspayteachers.com/Store/Ramonam-Graphics)

**PRINTING TIP** This resource has been designed for printing on A4-sized paper. If you are printing on a different size, select "shrink to printable area" or "print to fit page" (or a similar option) in order for the contents of this unit to print correctly.

Copyright © 2025 by Lavinia Pop - All rights reserved by author.

Purchase of this item entitles the purchaser the right to reproduce the pages for personal and classroom use. Duplication for other classes, an entire school or commercial purposes is strictly prohibited without written permission from the author. Minor editing is permitted only for personal use, however the document remains under copyright even when edited. Posting this item in whole or in part on the Internet in any form is strictly prohibited and is a violation of the Digital Millennium Copyright Act (DMCA).

Please be fair and don't share! If you are not the original purchaser of this file, please visit my store to purchase a copy. [Kinder-Resources.com](https://www.Kinder-Resources.com)

let's connect!



[Kinder-Resources.com](https://www.Kinder-Resources.com)



[facebook.com/KinderResources](https://facebook.com/KinderResources)



[instagram.com/laviniapop\\_kinder\\_resources](https://instagram.com/laviniapop_kinder_resources)



[pinterest.com/laviniapop](https://pinterest.com/laviniapop)

# Introduction

Insects are a fascinating part of the natural world—tiny creatures with big jobs! This Insects Preschool Circle Time Plan is designed to spark curiosity and wonder as young learners explore the amazing lives of bugs through engaging, hands-on experiences. Throughout the week, children will discover what makes an insect an insect, where they live, how they move, what they eat, and the important ways they help our world.

Through interactive discussions, playful songs, movement games, and creative activities, children will pretend to march like ants, fly like bees, and shine like fireflies. They'll sort bugs, act out insect behaviors, feed pretend insects, and even become pollinators in a fun relay game. Each day includes a thoughtful read-aloud, sensory exploration, and opportunities to build empathy for the tiny creatures that share our gardens and playgrounds.

Whether children are already bug lovers or just meeting insects for the first time, this plan will inspire discovery, laughter, and learning—all while laying the foundation for science and nature appreciation. Get ready for a week full of wiggles, wings, and wonder!

## What's Included:

### 1. Detailed Circle Time plans

Each day of the week is planned with a structured circle time agenda that includes:

- *Introduction:* A brief and captivating introduction to the daily theme, setting the stage for the day's activities.
- *Song:* A fun and educational song related to the daily theme, designed to engage children and reinforce learning through music and movement.
- *Read aloud and discussion:* A carefully selected picture book paired with thought-provoking discussion questions to enhance comprehension and encourage interaction.
- *Activities:* Creative and hands-on activities that complement the day's theme, fostering gross and fine motor skills, creativity, and critical thinking.

### 2. Posters and props

Enhance Circle Time with visual and tactile aids:

- *Posters:* Vibrant posters featuring the lyrics and illustrations for each daily song, making it easy for children to follow along and participate. The product also includes non-fiction posters, providing educational content alongside the fun.
- *Props:* Printable props related to each song and theme help bring the songs and stories to life and engage children in interactive play.

### 3. Printables for all activities:

Not all days include activities that require printables. However, optional printables are included for each day if you would like to use them. They include:

- Group activity printables
- Worksheets
- Craft templates

## Why You'll Love This Resource:

- **Comprehensive and convenient learning:** A complete week of themed learning activities and resources in one packet.
- **Easy to use:** Detailed plans, printables, and props make it straightforward to create a dynamic and engaging circle time experience.
- **Educational and entertaining:** Each component is designed to be both educational and fun, keeping children excited and involved.

Happy Teaching :)



# Insects

	Objective	Read Aloud	Activity
<b>Day 1</b>	<b>What Are Insects?</b>  Children will learn the characteristics that make an insect an insect.	<b>Book:</b> "Bugs Are Insects" by Anne Rockwell  <b>Discussion:</b> What makes an insect an insect? Identifying body parts and characteristics that all insects share.	<b>Insect Sorting</b> Children sort images into "Insects" and "Not Insects" <b>Materials:</b> Pictures of animals and insects, headers labeled "Insects" and "Not Insects."
<b>Day 2</b>	<b>How Do Insects Move?</b>  Children will explore how different insects move (crawl, fly, hop, wiggle).	<b>Book:</b> "Some Bugs" by Angela DiTerlizzi  <b>Discussion:</b> How different insects move — crawling, flying, jumping, and wiggling.	<b>Move Like an Insect</b> Children move like different insects by acting out how they crawl, fly, hop, or wiggle based on picture prompts. <b>Materials:</b> Open space, insect picture cards.
<b>Day 3</b>	<b>Where Do Insects Live?</b>  Children will discover different insect habitats and why insects live in certain places.	<b>Book:</b> "A Good Place" by Lucy Cousins  <b>Discussion:</b> Where insects live and why they need the right habitat to survive.	<b>Insect Habitat Sorting</b> Children match insect pictures to their correct habitats and discuss why each insect lives there.  <b>Materials:</b> Insect images, habitat pictures.
<b>Day 4</b>	<b>What Do Insects Eat?</b>  Children will learn about what different insects eat and how they find their food.	<b>Book:</b> "In the Tall, Tall Grass" by Denise Fleming  <b>Discussion:</b> What insects eat and how they find their food.	<b>Feed the Insect Game</b> Children match food cards to insects based on what they eat and count out how much food to "feed" them. <b>Materials:</b> Printable insect faces with mouths, food cards with quantity instructions.
<b>Day 5</b>	<b>How Do Insects Help Us?</b>  Children will understand the importance of insects in nature.	<b>Book:</b> "I love Insects" by Lizzy Rockwell  <b>Discussion:</b> Why insects are important and how they help plants, animals, and people.	<b>Pollination Relay</b> Children act like bees, transferring "pollen" between flower cups to learn how insects help plants grow. <b>Materials:</b> Cotton balls (pollen), cups with flower pictures.

# Insects

## Day 1: What Are Insects?

Children will learn the characteristics that make an insect an insect.

## Introduction

Ask the children, "What is a bug?" Let them share their ideas. Then ask, "Do you think all bugs are insects?" Explain that some bugs are insects, but not all bugs are. Guide the discussion toward understanding that insects have six legs, three body parts (head, thorax, abdomen), and many have wings and antennae. Show pictures of different small creatures like ants, butterflies, ladybugs, spiders, worms, and bees and ask, "Which ones do you think are insects?" Discuss how insects are different from other bugs like spiders and worms.

## Song

"Over in the Garden" (Tune: "Over in the Meadow")

**Prop:** Insect number props

**Action:** Encourage children to sing along and act out each insect's movement. Have them flap their arms to buzz like bees, pinch their fingers to chomp like ladybugs, crouch and jump like crickets, march in place like ants, and twinkle their fingers to shine like fireflies.

## Read Aloud & Discussion

**Book:** "Bugs Are Insects" by Anne Rockwell

**Before Reading:** "Have you ever seen a bug outside? Some bugs are insects, but others are not! Let's read and find out what makes an insect special."

**After Reading:** "What did we learn about insects? What are the three main body parts? Do all insects have wings? Can you name an insect you have seen before?"

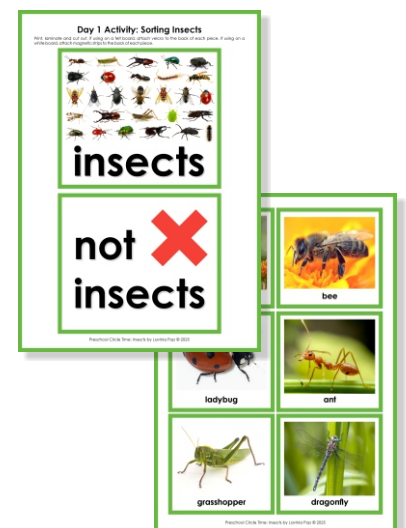
## Activity

### Insect Sorting

**Materials:** Pictures of different animals and insects, headers labeled "Insects" and "Not Insects."

**Activity:** Show the children a picture of an animal or insect. Ask them to decide whether it belongs in the "Insects" category or "Not Insects" category. Discuss why each creature belongs in its category (e.g., "Does it have six legs?" "Does it have three body parts?").

**Extension:** Take the children outside to look for real insects. Have them describe what they see and decide if it is an insect or not.

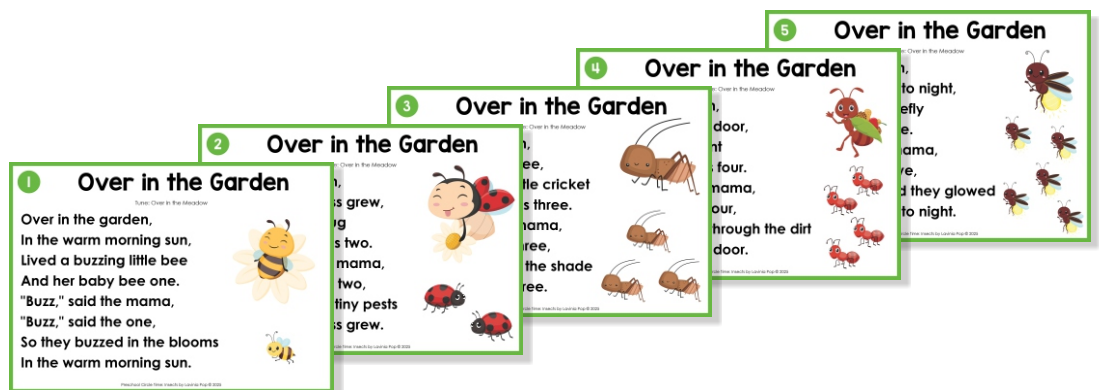


# Insects

## Circle Time Song Posters and Props

This section includes all song posters and props.

- *Over in the Garden* complete song poster
- *Over in the Garden* verse song posters
- bee number prop
- ladybug number prop
- cricket number prop
- ant number prop
- firefly number prop



# Over in the Garden

tune: *Over in the Meadow*

Over in the garden, in the warm morning sun,  
Lived a buzzing little bee and her baby bee one.

"Buzz," said the mama, "Buzz," said the one,  
So they buzzed in the blooms in the warm morning sun.

Over in the garden, where the tall grass grew,  
Lived a red ladybug and her baby bugs two.

"Chomp," said the mama, "Chomp," said the two,  
So they chomped tiny pests where the tall grass grew.

Over in the garden, near an old oak tree,  
Lived a jumping little cricket and her baby bugs three.

"Jump," said the mama, "Jump," said the three,  
So they jumped in the shade near the old oak tree.

Over in the garden, by the big garden door,  
Lived a tiny little ant and her baby ants four.

"March," said the mama, "March," said the four,  
So they marched through the dirt by the big garden door.

Over in the garden, as the day turned to night,  
Lived a glowing firefly and her babies five.

"Shine," said the mama, "Shine," said the five,  
So they shined and they glowed as the day turned to night.




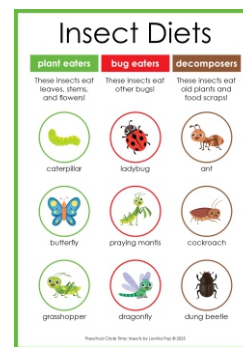
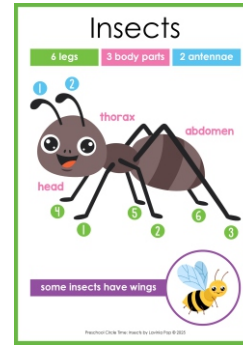


# Insects


## Classroom Posters

This section includes posters you might like to display in your classroom.

- Insects
- Some Bugs are NOT Insects
- Insects on the Move
- Insect Homes
- Insect Diets
- Helpful Insects
- Non-fiction insects posters:
  - Ant
  - Ladybug
  - Bee
  - Fly
  - Grasshopper
  - Beetle
  - Wasp
  - Caterpillar
  - Butterfly
  - Praying Mantis
  - Cockroach
  - Dung Beetle
  - Flea
  - Cicada
  - Moth
  - Dragonfly
  - Cricket
  - Firefly
  - Stick Insect
  - Earwig



# Insect Homes



trees



water



underground



flowers & gardens



grass & fields



## Ladybug

Ladybugs are small, round insects with bright red or orange shells and black spots. They are helpful bugs because they eat tiny plant-eating insects like aphids. Ladybugs have six legs, antennae, and wings under their hard shells. They crawl on leaves and flowers and sometimes fly from plant to plant. Ladybugs like warm, sunny weather and are often found in gardens.



# Insects

## Activities & Worksheets

This section includes all the necessary lesson printables, along with some additional activities and worksheets. You can use these pages as outlined in the lesson plan or on different days, depending on your needs.


### Day 1: What Are Insects?

- **Lesson Activity:** Sorting Insects
- *Additional Activity:* Sorting Insects: Insects | Not Insects
- *Additional Activity:* Label the Insects




### Day 2: How Do Insects Move?

- **Lesson Activity:** Move Like an Insect
- *Additional Activity:* Pre-Writing Practice
- *Additional Activity:* Sorting Insects: Insects that Crawl | Insects that Fly



### Day 3: Where Do Insects Live?

- **Lesson Activity:** Sorting Insects to Habitats
- *Additional Activity:* Where do Insects Live?
- *Additional Activity:* Insects Scavenger Hunt




### Day 4: What Do Insects Eat?

- **Lesson Activity:** Feed the Insects
- *Additional Activity:* Sharing Leaves
- *Additional Activity:* Counting Insects



### Day 5: How Do Insects Help Us?

- **Lesson Activity:** Pollination Relay
- *Additional Activity:* Color by Code
- *Additional Activity:* Coloring Page





# Day 1 Activity: Sorting Insects

Print, laminate and cut out. If using on a felt board, attach velcro to the back of each piece. If using on a white board, attach magnetic strips to the back of each piece.



# insects

# not



# insects



**butterfly**



**bee**



**ladybug**



**ant**



**grasshopper**



**dragonfly**





**spider**



**worm**



**snail**



**centipede**



**millipede**



**pill bug**

Name: \_\_\_\_\_

Day 2

Preschool Circle Time: Insects by Lavinia Pop © 2025




## Sorting Insects


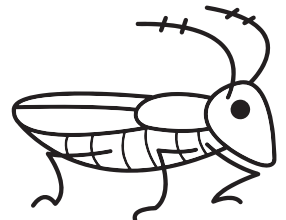





Cut and paste the pictures in the correct box.



**Insects  
that  
Crawl**





**Insects  
that  
Fly**






# Additional Resources



**fingerprint bugs**  
**DIRECTED DRAWING**

10 drawings | 3 differentiated page styles



Lavinia Pop

let's connect!



[Kinder-Resources.com](https://www.kinder-resources.com)



[facebook.com/KinderResources](https://facebook.com/KinderResources)



[instagram.com/laviniaapop\\_kinder\\_resources](https://instagram.com/laviniaapop_kinder_resources)



[pinterest.com/laviniaapop](https://pinterest.com/laviniaapop)