


pond animals

CIRCLE TIME

5
LESSONS

circle time plans | songs | posters | activities | printables

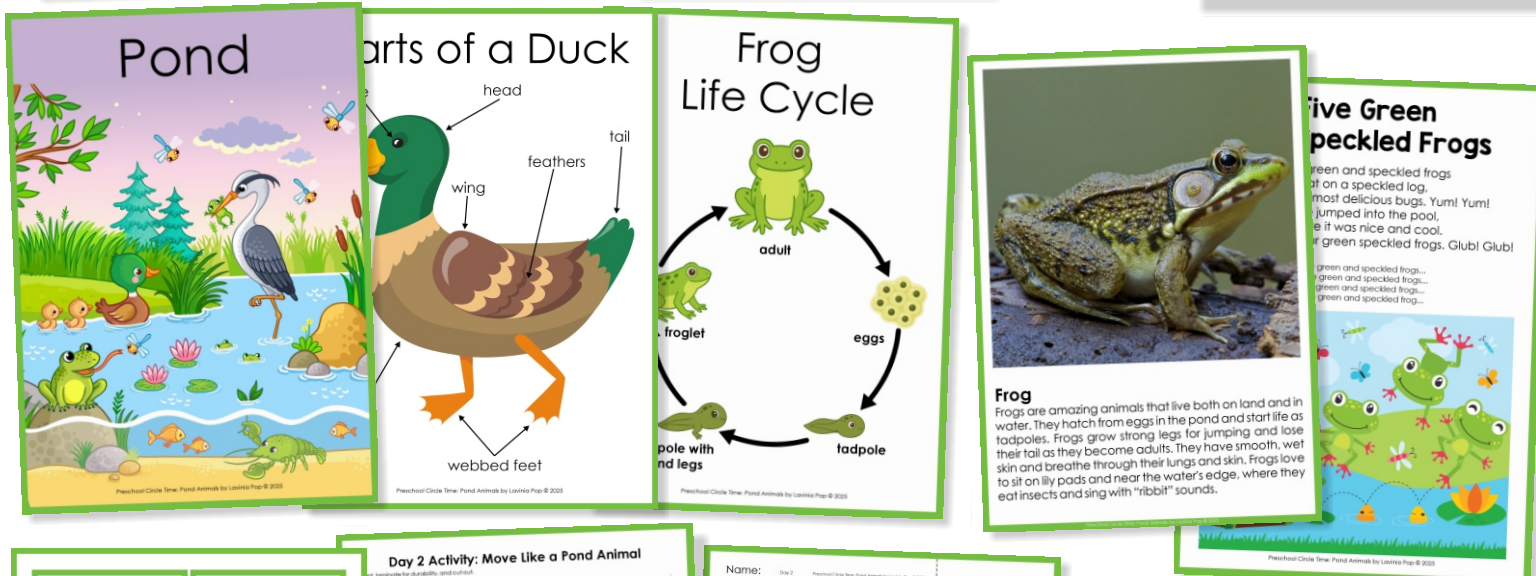


Lavinia Pop

Pond Animals

PRESCHOOL CIRCLE TIME

5 lesson plans | songs | posters | activities | printables



Lavinia Pop

Thank you for downloading this product; I hope you will enjoy using it and that it will be a valuable resource for you! I value your feedback, so please don't hesitate to contact me if you have any concerns whatsoever as I will endeavour to address them. And if you like what I've done, please let me know by leaving feedback at my online store :)

Lavinia

lavinia@kinder-resources.com

ILLUSTRATIONS Kari Bolt, Erin Colleen Design, Little Red, Whimsy Clips, PartyHead Graphics, Ramona Majdis, Zip-a-Dee-doo-dah-Designs, Bunny on a Cloud, Krista Wallden - Creative Clips, Creating4 the Classroom, Rainbow Sprinkle Studio - Sasha Mitten, First Class Clipart, ClipArtisan, Muggy Studio

teacherspayteachers.com/Store/Kari-Bolt teacherspayteachers.com/Store/Erin-Colleen-Design
teacherspayteachers.com/Store/Littlered teacherspayteachers.com/Store/Whimsy-Clips teacherspayteachers.com/Store/Partyhead-Graphics
teacherspayteachers.com/Store/Ramona-Majdis teacherspayteachers.com/Store/Zip-a-dee-doo-dah-Designs
teacherspayteachers.com/Store/Bunny-On-A-Cloud teacherspayteachers.com/Store/Krista-Wallden-Creative-Clips
teacherspayteachers.com/Store/Creating4-The-Classroom teacherspayteachers.com/Store/Rainbow-Sprinkle-Studio-Sasha-Mitten
teacherspayteachers.com/Store/First-Class-Clipart etsy.com/au/shop/ClipArtisan teacherspayteachers.com/Store/Muggy-Studio

This packet contains Images used under license from Shutterstock.com

FONTS schoolfonts.com.au teacherspayteachers.com/Store/Kimberly-Geswein-Fonts
teacherspayteachers.com/Store/Ramonam-Graphics

PRINTING TIP This resource has been designed for printing on A4-sized paper. If you are printing on a different size, select "shrink to printable area" or "print to fit page" (or a similar option) in order for the contents of this unit to print correctly.

Copyright © 2025 by Lavinia Pop - All rights reserved by author.

Purchase of this item entitles the purchaser the right to reproduce the pages for personal and classroom use. Duplication for other classes, an entire school or commercial purposes is strictly prohibited without written permission from the author. Minor editing is permitted only for personal use, however the document remains under copyright even when edited. Posting this item in whole or in part on the Internet in any form is strictly prohibited and is a violation of the Digital Millennium Copyright Act (DMCA).

Please be fair and don't share! If you are not the original purchaser of this file, please visit my store to purchase a copy. Kinder-Resources.com

let's connect!



Kinder-Resources.com



facebook.com/KinderResources



instagram.com/laviniapop_kinder_resources



pinterest.com/laviniapop

Introduction

Welcome to a week of hands-on exploration and discovery as we dive into the world of ponds! This Pond Preschool Circle Time Plan is designed to spark curiosity and wonder through interactive lessons, engaging stories, and creative play. Children will explore the animals, plants, and life cycles that make ponds so special, while building foundational skills in language, science, and movement. Through sensory-rich activities and thoughtful discussions, your preschoolers will connect with nature and deepen their understanding of pond life in fun and meaningful ways.

What's Included:

1. Detailed Circle Time plans

Each day of the week is planned with a structured circle time agenda that includes:

- *Introduction:* A brief and captivating introduction to the daily theme, setting the stage for the day's activities.
- *Song:* A fun and educational song related to the daily theme, designed to engage children and reinforce learning through music and movement.
- *Read aloud and discussion:* A carefully selected picture book paired with thought-provoking discussion questions to enhance comprehension and encourage interaction.
- *Activities:* Creative and hands-on activities that complement the day's theme, fostering gross and fine motor skills, creativity, and critical thinking.

2. Posters and props

Enhance Circle Time with visual and tactile aids:

- *Posters:* Vibrant posters featuring the lyrics and illustrations for each daily song, making it easy for children to follow along and participate. The product also includes non-fiction posters, providing educational content alongside the fun.
- *Props:* Printable props related to each song and theme help bring the songs and stories to life and engage children in interactive play.

3. Printables for all activities:

Not all days include activities that require printables. However, optional printables are included for each day if you would like to use them. They include:

- Group activity printables
- Worksheets
- Craft templates

Why You'll Love This Resource:

- **Comprehensive and convenient learning:** A complete week of themed learning activities and resources in one packet.
- **Easy to use:** Detailed plans, printables, and props make it straightforward to create a dynamic and engaging circle time experience.
- **Educational and entertaining:** Each component is designed to be both educational and fun, keeping children excited and involved.

Happy Teaching :)

Pond Animals

	Objective	Read Aloud	Activity
Day 1	Welcome to the Pond! Children will be introduced to the pond habitat and identify common animals that live there.	Book: "Over and Under the Pond" by Kate Messner Discussion: Animals that live above the pond (like ducks and herons) and under the pond (like frogs and fish). How the pond is a home for many creatures.	Sorting Pond Animals Children sort animal picture cards into two groups: "Lives in a Pond" and "Does Not Live in a Pond." Materials: Animal picture cards, two category headers.
Day 2	Frogs and Turtles Children will learn characteristics of frogs and turtles through movement and sensory experiences.	Book: "Turtle Splash! Countdown at the Pond" by Cathryn Falwell Discussion: What makes turtles splash into the water. Other pond animals like frogs and dragonflies. How turtles move on land and in water.	Move Like a Pond Animal Children move like different pond animals by copying motions such as hopping like a frog or flapping like a duck. Materials: Pond animal picture cards, open space.
Day 3	Ducks and Water Birds Children will identify duck features and understand how they live near and on the water.	Book: "Just Ducks!" by Nicola Davies Discussion: What ducks do in and around water. How they swim, dive, and eat. Where ducks go when the seasons change.	Duck, Duck, Goose Game Children sit in a circle and play the classic game using "duck" and "goose" or other pond animals like "frog" and "turtle." Materials: Open space for a large circle.
Day 4	Fish and Underwater Friends Children will explore underwater pond creatures and their movements.	Book: "Fish Eyes: A Book You Can Count On" by Lois Ehlert Discussion: Counting colorful fish. What fish look like—eyes, fins, tails. How fish swim and what it feels like underwater.	Magnetic Fish Letter Catch Game Children catch fish using magnetic rods, then name the letter and sound on each fish. Materials: Fish cutouts, magnets, fishing rods, blue felt or paper pond.
Day 5	Insects & Amphibians Children will review pond animals and introduce insects like dragonflies and amphibians like newts.	Book: "In the Small, Small Pond" by Denise Fleming Discussion: Tiny pond animals like tadpoles, dragonflies, and frogs. How animals change as they grow. What lives in a pond throughout the seasons.	Pond Process Art Children paint a pond background, then add tissue paper flowers and crepe paper lily pads to create a pond scene. Materials: Blue/green paint, tissue paper, crepe paper, paintbrushes, glue, white cardstock.

Pond Animals

Day 1: Welcome to the Pond!

Children will be introduced to the pond habitat and identify common animals that live there.

Introduction

Ask, "What do you think lives in a pond?" Show a picture or poster of a pond and point out the water, plants, mud, and animals. Explain that a pond is a small body of still water where many animals live, swim, or rest nearby. Say, "Some animals stay above the water, and others live underneath it!" Ask, "Have you ever seen a pond before? What did you notice?"

Song

"Five Green and Speckled Frogs"

Props: Log and Frogs (X5)

Actions:

See Circle Time Props Section




Read Aloud & Discussion

Book: "Over and Under the Pond" by Kate Messner

Before Reading: "What do you think a pond looks like? Have you ever seen one?" Explain that this book will show us the world above the pond, where birds and people can be, and below the pond, where animals live and hide.

After Reading: "What animals did we see above the pond? What about under the pond?" Talk about how some animals, like ducks and herons, stay on top, while others, like frogs and fish, live underneath. Ask children which animal was their favorite and where that animal lives in the pond.



Activity

Sorting Pond Animals

Materials: Picture cards of various animals, two headers labeled: "Lives in a Pond" and "Does Not Live in a Pond"

Activity: Show the children a picture of an animal. Ask them to decide whether it belongs in the "Lives in a Pond" or "Does Not Live in a Pond" category. Encourage discussion by asking guiding questions like: "Have you seen this animal in water before?" "Does this animal swim or live near water?" "Where does this animal build its home?" Talk about why each animal fits into its category and help the children describe where the animal lives and what it might do there.

Extension: Turn the activity into a movement game by labeling one side of the room "Pond" and the other "Not a Pond." Show an animal card and have children move to the side that matches where the animal lives.




Pond Animals



Circle Time Song Posters and Props

This section includes all song posters and props.

- Five Green and Speckled Frogs
 - complete song poster
 - log
 - frogs (x5)



- Five Little Ducks
 - complete song poster
 - mother duck
 - ducklings (X5)



Five Green and Speckled Frogs

Five green and speckled frogs
Sat on a speckled log,
Eating some most delicious bugs. Yum! Yum!
One jumped into the pool,
Where it was nice and cool.
Now there are four green speckled frogs. Glub! Glub!

Four green and speckled frogs...
Three green and speckled frogs...
Two green and speckled frogs...
One green and speckled frog...




Circle Time Props

Print, laminate and cut out. If using on a felt board, attach velcro to the back of each piece. If using on a white board, attach magnetic strips to the back of each piece.

Print multiple copies and attach to craft sticks for children to use (optional).

Actions:

- **Five green and speckled frogs** (Hold up 5 fingers and “hop” them like frogs)
- **Sat on a speckled log** (Sit fingers on “log” made with arm)
- **Eating some most delicious bugs. Yum! Yum!** (Pretend to catch and eat a bug — rub tummy)
- **One jumped into the pool** (Make one finger hop into the “water”)
- **Where it was nice and cool** (Fan face or wave arms like water)
- **Then there were four green speckled frogs.** (Hold up 4 fingers)
- **Glub, glub!** (Make bubble or swimming motions)
- Repeat with: 4... then 3... then 2... then 1...
- Last verse: **Then there were no green speckled frogs.** (Hold hands out in a shrug — no fingers up)


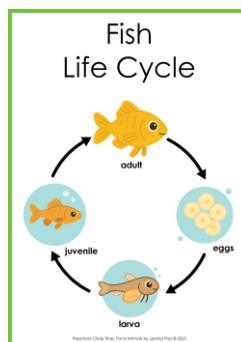

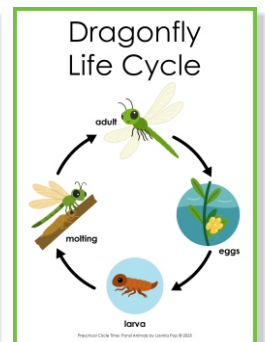
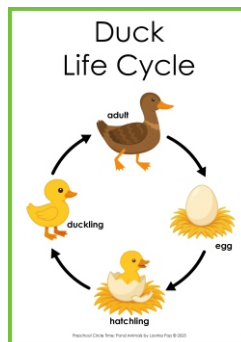

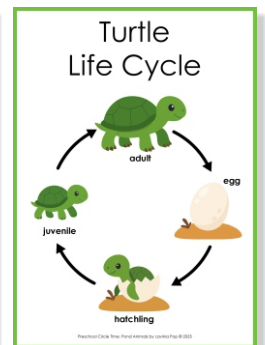

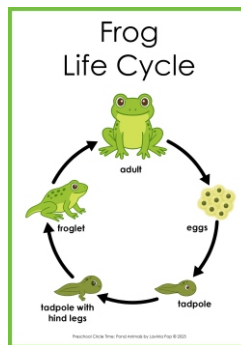

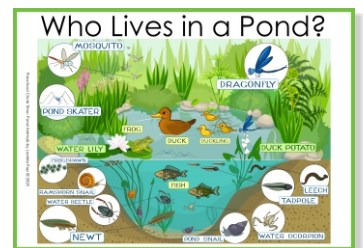



Pond Animals

Classroom Posters

This section includes posters you might like to display in your classroom.

- Pond
- What is a Pond?
- Who Lives in a Pond?
- Parts of a Frog
- Frog Life Cycle
- Parts of a Turtle
- Turtle Life Cycle
- Parts of a Duck
- Duck Life Cycle
- Parts of a Dragonfly
- Dragonfly Life Cycle
- Parts of a Fish
- Fish Life Cycle
- Non-fiction posters:
 - Frog
 - Turtle
 - Duck
 - Dragonfly
 - Fish
 - Pond Snail
 - Mosquito
 - Leech
 - Newt
 - Pond Skater
 - Water Beetle
 - Heron
 - Kingfisher
 - Coot
 - Swan
 - Otter
 - Beaver




What is a Pond?

A pond is
a small
body of
water.

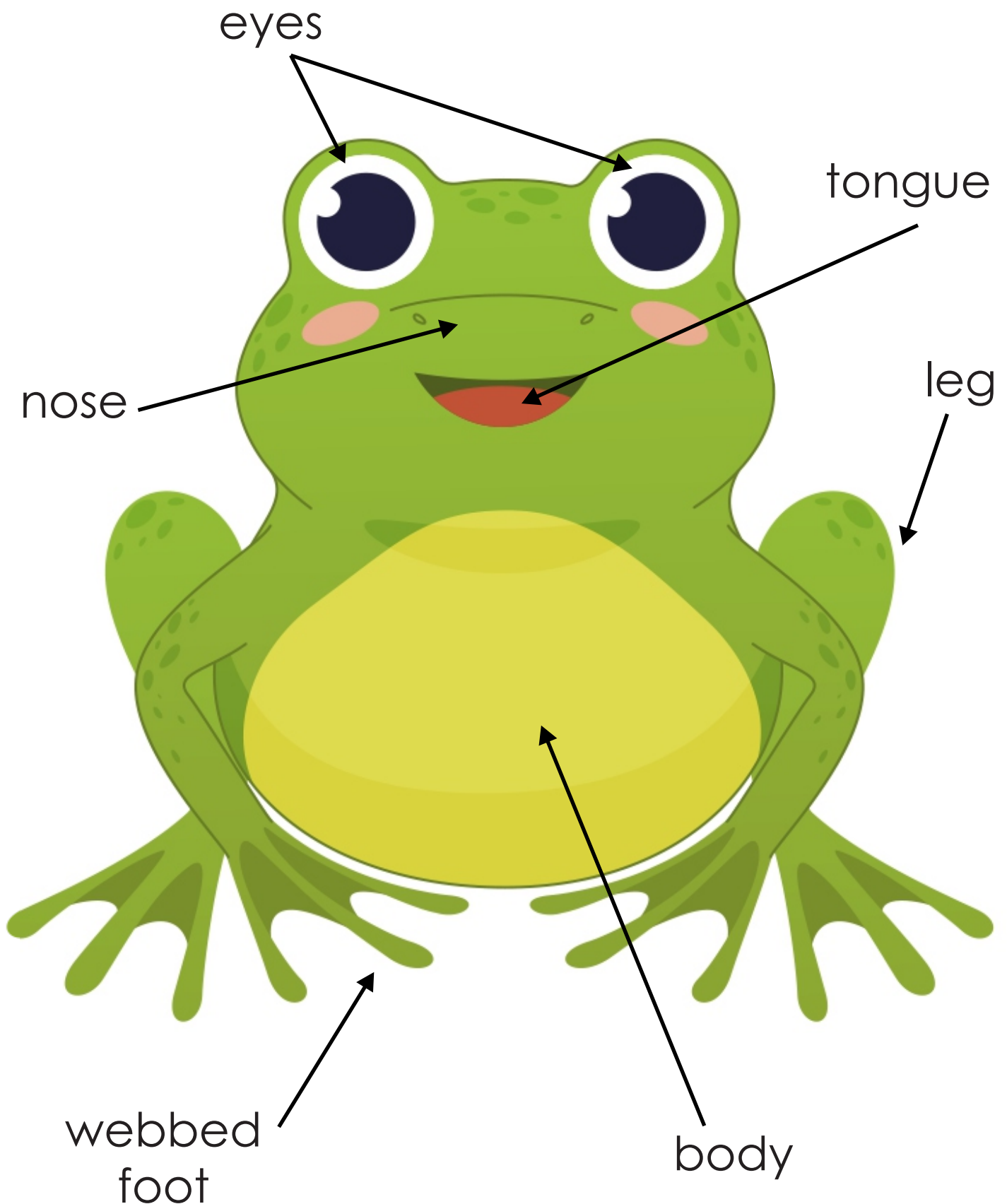


Some
animals live
above the
pond, some
live under
the water.

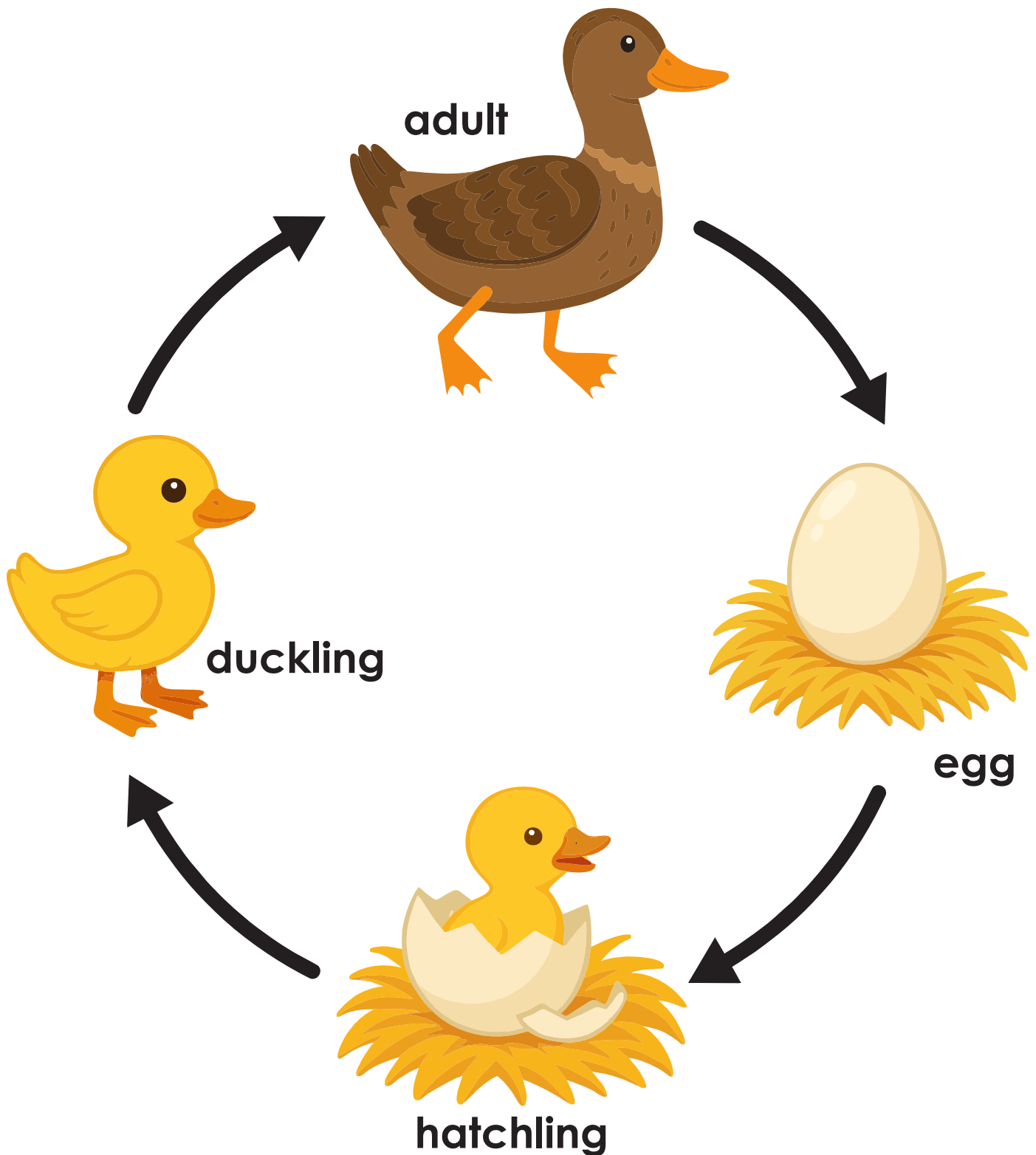


Many
animals live
in and
around
ponds.

Parts of a Frog



Duck Life Cycle





Duck

Ducks are birds that live near ponds, lakes, and streams. They have waterproof feathers and webbed feet to help them swim. Ducks float on water and dip their heads to find plants and bugs to eat. They build nests near the shore and lay eggs. Ducks can walk, swim, and fly. When they are on the water, they often stay with their families—baby ducks are called ducklings and follow their mother everywhere!

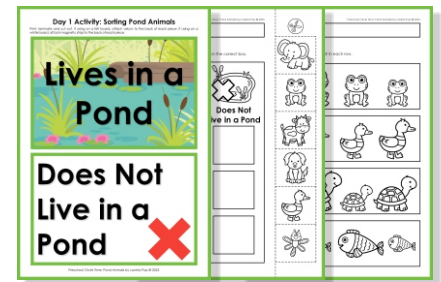
Pond Animals

Activities & Worksheets

This section includes all the necessary lesson printables, along with some additional activities and worksheets. You can use these pages as outlined in the lesson plan or on different days, depending on your needs.


Day 1: Welcome to the Pond!

- **Lesson Activity:** Sorting Animals
- *Additional Activity:* Sorting Pond Animals
- *Additional Activity:* Biggest Animals




Day 2: Frogs and Turtles

- **Lesson Activity:** Move Like a Pond Animals
- *Additional Activity:* Pre-Writing Practice
- *Additional Activity:* Frog and Turtle Life Cycle




Day 3: Ducks and Water Birds

- *Additional Activity:* Counting Ducks
- *Additional Activity:* Missing Letters




Day 4: Fish and Underwater Friends

- **Lesson Activity:** Magnetic Fish Game
- *Additional Activity:* Label the Fish
- *Additional Activity:* Fish Addition



Day 5: Insects & Amphibians

- *Additional Activity:* Dragonfly Shapes
- *Additional Activity:* Animal Shadow Match



Day 1 Activity: Sorting Pond Animals

Print, laminate and cut out. If using on a felt board, attach velcro to the back of each piece. If using on a white board, attach magnetic strips to the back of each piece.





pond skater



leech



mosquito



fish



pond snail



newt



elephant



lion



giraffe



camel



kangaroo



bear

Name:



Day 2

Preschool Circle Time: Pond Animals by Lavinia Pop © 2025

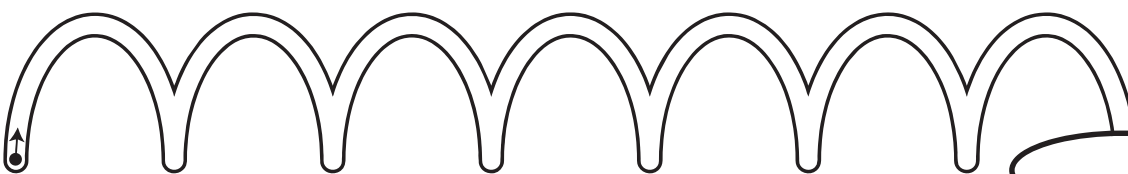



Pond Animals on the Move


Trace inside each path to show how each animals moves.





Slide, slide, slide!




Hop, hop, hop!



Waddle, waddle, waddle!



Crawl, crawl, crawl!



Zip, zoom, zip!

Additional Resources


pond

20 printable activities for Preschool and Kindergarten

CENTER ACTIVITIES




Lavinia Pop



Lavinia Pop



Lavinia Pop



Lavinia Pop




Lavinia Pop



Lavinia Pop

frog LIFE CYCLE

Cut & Paste Activities | Posters | Student Mini Book | Worksheets




Lavinia Pop



P

animal tangram TASK CARDS

32 animal cards | 2 options: with tangram pieces define and without



Lavinia Pop

let's connect!



Kinder-Resources.com



facebook.com/KinderResources



instagram.com/laviniaPOP_kinder_resources



pinterest.com/laviniaPOP