

# Pond

# PRESCHOOL


## WORKSHEETS & ACTIVITIES

Name: \_\_\_\_\_



### Alphabet Tracing 1

Trace the letters.




Name: \_\_\_\_\_



### Matching Halves

Cut and paste the pieces to complete each picture.




Name: \_\_\_\_\_



### Sequencing

Paste the pictures in order.

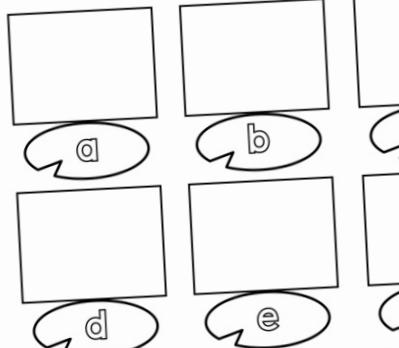


Name: \_\_\_\_\_



### Letter Match 1

Cut and paste the uppercase letters on the matching lowercase.




Name: \_\_\_\_\_



### Beginning Sounds 1

Cut and paste the ducklings next to the matching ponds.




Name: \_\_\_\_\_



### Count and Graph

Count how many of each item and complete the graph.




Name: \_\_\_\_\_



### Number Sense: Numbers 5 and 6

Color the picture using the code.



Name: \_\_\_\_\_



### Letters in My Name

Color the letters that make up your name.

My name is: \_\_\_\_\_



Lavinia Pop

**Thank you** for downloading this product; I hope you will enjoy using it and that it will be a valuable resource for you! I value your feedback, so please don't hesitate to contact me if you have any concerns whatsoever as I will endeavour to address them. And if you like what I've done, please let me know by leaving feedback at my online store :)

Lavinia

[lavinia@kinder-resources.com](mailto:lavinia@kinder-resources.com)

**ILLUSTRATIONS** Kari Bolt, Erin Colleen Design, Little Red, Whimsy Clips, PartyHead Graphics, Ramona Majdis, Zip-a-Dee-doo-dah-Designs, Bunny on a Cloud, Krista Wallden - Creative Clips, Creating4 the Classroom, Rainbow Sprinkle Studio - Sasha Mitten, First Class Clipart, ClipArtisan, Muggy Studio

[teacherspayteachers.com/Store/Kari-Bolt](https://teacherspayteachers.com/Store/Kari-Bolt) [teacherspayteachers.com/Store/Erin-Colleen-Design](https://teacherspayteachers.com/Store/Erin-Colleen-Design)  
[teacherspayteachers.com/Store/Littlered](https://teacherspayteachers.com/Store/Littlered) [teacherspayteachers.com/Store/Whimsy-Clips](https://teacherspayteachers.com/Store/Whimsy-Clips) [teacherspayteachers.com/Store/Partyhead-Graphics](https://teacherspayteachers.com/Store/Partyhead-Graphics)  
[teacherspayteachers.com/Store/Ramona-Majdis](https://teacherspayteachers.com/Store/Ramona-Majdis) [teacherspayteachers.com/Store/Zip-a-dee-doo-dah-Designs](https://teacherspayteachers.com/Store/Zip-a-dee-doo-dah-Designs)  
[teacherspayteachers.com/Store/Bunny-On-A-Cloud](https://teacherspayteachers.com/Store/Bunny-On-A-Cloud) [teacherspayteachers.com/Store/Krista-Wallden-Creative-Clips](https://teacherspayteachers.com/Store/Krista-Wallden-Creative-Clips)  
[teacherspayteachers.com/Store/Creating4-The-Classroom](https://teacherspayteachers.com/Store/Creating4-The-Classroom) [teacherspayteachers.com/Store/Rainbow-Sprinkle-Studio-Sasha-Mitten](https://teacherspayteachers.com/Store/Rainbow-Sprinkle-Studio-Sasha-Mitten)  
[teacherspayteachers.com/Store/First-Class-Clipart](https://teacherspayteachers.com/Store/First-Class-Clipart) [etsy.com/au/shop/ClipArtisan](https://etsy.com/au/shop/ClipArtisan) [teacherspayteachers.com/Store/Muggy-Studio](https://teacherspayteachers.com/Store/Muggy-Studio)

This packet contains Images used under license from Shutterstock.com

**FONTS** [schoolfonts.com.au](https://schoolfonts.com.au) [teacherspayteachers.com/Store/Kimberly-Geswein-Fonts](https://teacherspayteachers.com/Store/Kimberly-Geswein-Fonts)  
[teacherspayteachers.com/Store/Ramonam-Graphics](https://teacherspayteachers.com/Store/Ramonam-Graphics)

**PRINTING TIP** This resource has been designed for printing on A4-sized paper. If you are printing on a different size, select "shrink to printable area" or "print to fit page" (or a similar option) in order for the contents of this unit to print correctly.

Copyright © 2024 by Lavinia Pop - All rights reserved by author.

Purchase of this item entitles the purchaser the right to reproduce the pages for personal and classroom use. Duplication for other classes, an entire school or commercial purposes is strictly prohibited without written permission from the author. Minor editing is permitted only for personal use, however the document remains under copyright even when edited. Posting this item in whole or in part on the Internet in any form is strictly prohibited and is a violation of the Digital Millennium Copyright Act (DMCA).

Please be fair and don't share! If you are not the original purchaser of this file, please visit my store to purchase a copy. [Kinder-Resources.com](https://Kinder-Resources.com)

let's connect!



[Kinder-Resources.com](https://Kinder-Resources.com)



[facebook.com/KinderResources](https://facebook.com/KinderResources)



[instagram.com/laviniapop\\_kinder\\_resources](https://instagram.com/laviniapop_kinder_resources)



[pinterest.com/laviniapop](https://pinterest.com/laviniapop)

# Introduction

## About this book

This book contains a collection of superhero themed worksheets for use with children in Preschool, Pre-Kindergarten, Transitional Kindergarten and Kindergarten (Prep/Foundation).

Following is an outline of the activities included in this unit and suggestions for use.

## Pond A Treasure Letters in My Name

Children will color the letters that make up their name.

## Pond Animals Cut and Paste Fun (4 pages)

Children will cut out the different items and paste them together to make a picture.

## Pond Animals Pasting Fun (5 pages)

**Materials needed:** colored torn tissue paper

Children will paste torn tissue paper to fill in the picture.

## Pond Animals Pre-Writing Practice (2 pages)

Children will trace inside the different paths from left to right.

## Pond Animals Tracing Fun (5 pages)

Children will trace along the dashed lines and then color the picture.

## Lilypad Alphabet Tracing (2 pages)

Children will trace the letters and then color the pictures.

## Frog and Lilypad Letter Matching (5 pages)

Children will circle the letter that matches the letter at the front of the row.

## Lilypad Alphabet Sequence (2 pages)

Children will trace the letters and write the missing letters to complete the alphabet sequence.

## Duck Numbers, Letters and Words

Children will color the picture using the code.

## Duck and Pond Beginning sounds (5 pages)

Children will color the pictures that start with the sound identified at the front of the row.

## Pond Animals Syllables

Children will color the number that shows how many syllables are in each word.

### **Pond Rhyming Words**

Children will draw a line to match the pictures that rhyme.

### **Pond CVC Words**

Children will cut and paste the CVC words next to the matching pictures.

### **Pond Animals Sight Words Color by Code (5 pages)**

Children will color the circles of sight words using the code.

### **At the Pond Emergent Reader (color and B&W) with comprehension questions**

Children will read the reader and answer the comprehension questions. Two options of the comprehension page are included: one with picture support and one without.

### **Pond Animals What is Different?**

Children will circle the picture that is different in each row.

### **Pond Animals What Doesn't Belong?**

Children will circle the picture that doesn't belong in each row.

### **Sorting: pond animals and ocean animals**

Children will cut out the items from the bottom of the page and paste them in the correct category.

### **Life Cycle of a Frog Sequencing**

Children will cut out the pictures from the side of the page and paste them in order to show the order of events.

### **Pond Read and Color**

Children will color the picture following the instructions at the bottom the page.

### **Pond Lilypad Number Tracing**

Children will trace the numbers and color the pictures.

### **Duck on the Pond Counting**

Children will count the objects and color the circle with the correct number.

### **Frogs on the Pond (2 pages)**

Children will cut out the numbers from the side of the page and paste them in the correct boxes.

### **Frog Number Sense (5 pages)**

Children will cut and paste the different number representations in the correct boxes.

### **Pond Animals Missing Numbers**

Children will cut and paste the numbers in the empty boxes.

### **Pond Animals Number Order (2 pages)**

Children will cut out the puzzle strips from the bottom of the page and paste them in order to reveal the picture.

### **Pond Animals Which Group Has More?**

Children will circle the group that has more.

### **Pond Animals Count and Graph**

Children will count how many of each picture and complete the graph.

### **Turtle Shell Shapes (2 pages)**

Children will cut and paste the turtles next to the matching shapes.

### **Pond Animals Size Order**

Children will cut and paste the items in order by size.

### **Pond Animals Matching Shadows**

Children will cut and paste the pictures on to top of their matching shadows.

### **Pond Animals Matching Halves**

Children will cut and paste the missing halves to complete each picture.

### **Duck and Pond Prepositions**

Children will color the word that shows the position of the duck.


### **Pond Animals Patterns (AB)**

Children will cut out the pictures from the bottom of the page and paste them in the correct box to complete each pattern.

Happy Teaching :)




Name:

Preschool Worksheets: Pond by Lavinia Pop © 2024



## Cut and Paste Fun: Fish

Cut and paste the pieces to finish the picture.



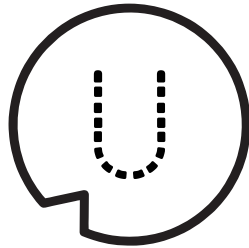
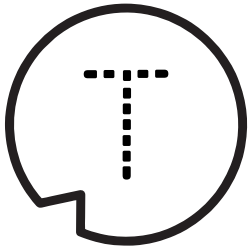



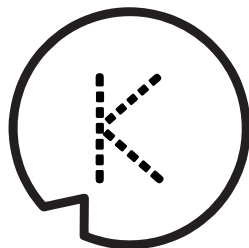
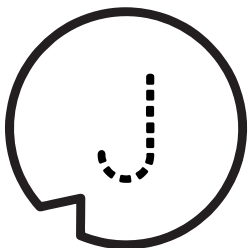

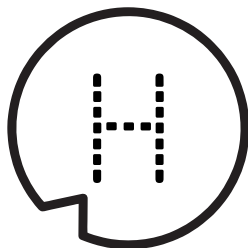







Name:



# Alphabet Tracing 1

Trace the letters.







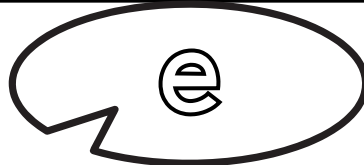
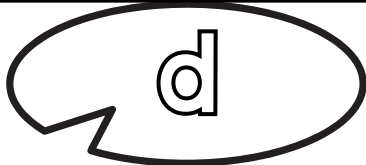
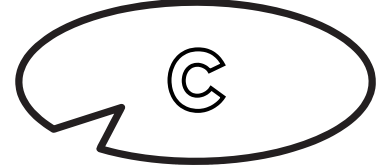
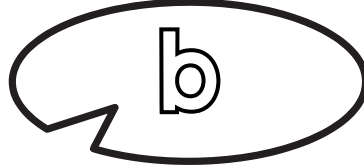
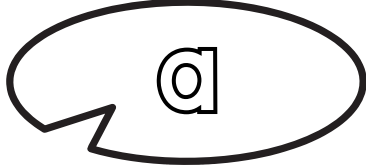


Name: \_\_\_\_\_



## Letter Match 1

Cut and paste the uppercase letters on the matching lowercase letters.






Name: \_\_\_\_\_



# Alphabet Sequence 1

Write the missing letters.








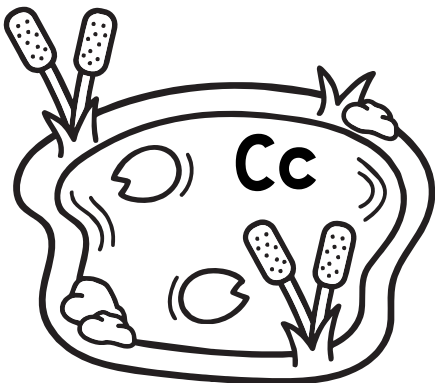



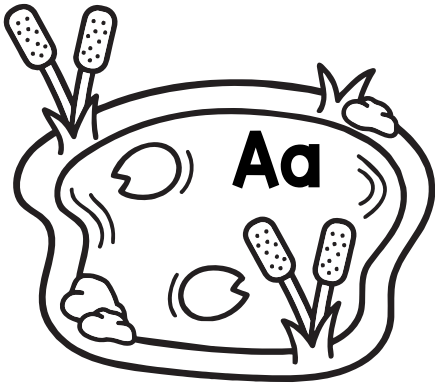


Name: \_\_\_\_\_



## Beginning Sounds 1

Cut and paste the ducklings next to the matching ponds.



Name: \_\_\_\_\_



## Sight Words 1

Color each section using the code:



a



and



I



see



can




me




the



you




# At the Pond




Name \_\_\_\_\_


Lavinia Pop © 2024



I see a frog at the pond.



I see a duck at the pond.




I see a dragonfly at the pond.

Name: \_\_\_\_\_




## Reading Comprehension

Answer the questions.




1. What is the book about?

- A** ponds
- B** forests



2. Where is the frog?

- A** in the pond
- B** on a log




3. Where is the duck?

- A** above the lily pad
- B** above the cattail



4. Where is the turtle?

- A** in front of the rock
- B** in front of the water lily





# Number Sense: Numbers 5 and 6

Color the picture using the code.



--	--	--



--	--	--







Name:



## Number Order 6-10

Cut and paste the number strips in order.

--	--	--	--	--






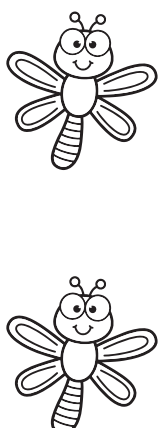




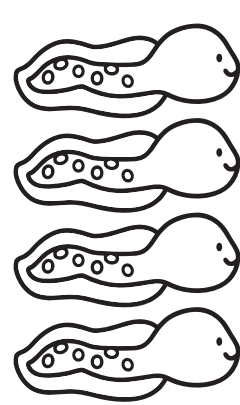
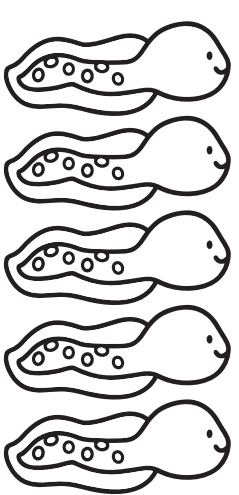


Name: \_\_\_\_\_



## Which group has more?

Circle the group that has more.

Name:



## Matching Shadows

Cut out the pictures and paste them on top of their matching shadows.

