


# ocean animals

# CIRCLE TIME

circle time plans | songs | posters | activities | printables

5  
LESSONS


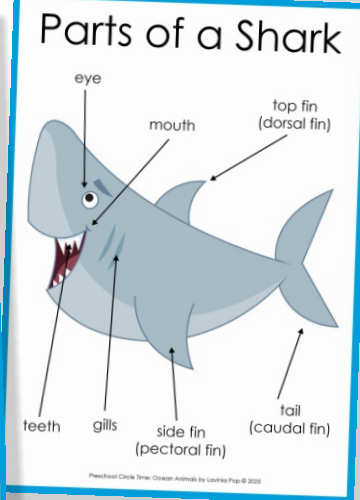
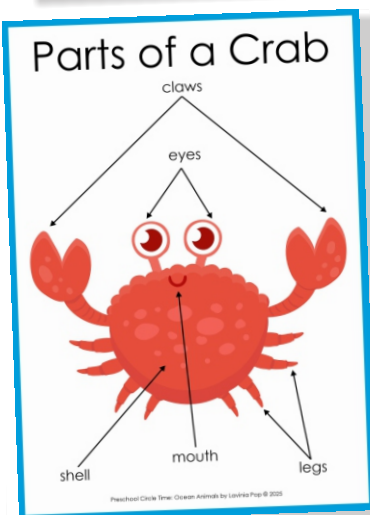



Lavinia Pop

# Ocean Animals

## PRESCHOOL CIRCLE TIME

5 lesson plans | songs | posters | activities | printables



Lavinia Pop

**Thank you** for downloading this product; I hope you will enjoy using it and that it will be a valuable resource for you! I value your feedback, so please don't hesitate to contact me if you have any concerns whatsoever as I will endeavour to address them. And if you like what I've done, please let me know by leaving feedback at my online store :)

Lavinia

[lavinia@kinder-resources.com](mailto:lavinia@kinder-resources.com)

**ILLUSTRATIONS** Kari Bolt, Erin Colleen Design, Little Red, Whimsy Clips, PartyHead Graphics, Ramona Majdis, Zip-a-Dee-doo-dah-Designs, Bunny on a Cloud, Krista Wallden - Creative Clips, Creating4 the Classroom, Rainbow Sprinkle Studio - Sasha Mitten, First Class Clipart, ClipArtisan, Muggy Studio

[teacherspayteachers.com/Store/Kari-Bolt](https://teacherspayteachers.com/Store/Kari-Bolt) [teacherspayteachers.com/Store/Erin-Colleen-Design](https://teacherspayteachers.com/Store/Erin-Colleen-Design)  
[teacherspayteachers.com/Store/Littlered](https://teacherspayteachers.com/Store/Littlered) [teacherspayteachers.com/Store/Whimsy-Clips](https://teacherspayteachers.com/Store/Whimsy-Clips) [teacherspayteachers.com/Store/Partyhead-Graphics](https://teacherspayteachers.com/Store/Partyhead-Graphics)  
[teacherspayteachers.com/Store/Ramona-Majdis](https://teacherspayteachers.com/Store/Ramona-Majdis) [teacherspayteachers.com/Store/Zip-a-dee-doo-dah-Designs](https://teacherspayteachers.com/Store/Zip-a-dee-doo-dah-Designs)  
[teacherspayteachers.com/Store/Bunny-On-A-Cloud](https://teacherspayteachers.com/Store/Bunny-On-A-Cloud) [teacherspayteachers.com/Store/Krista-Wallden-Creative-Clips](https://teacherspayteachers.com/Store/Krista-Wallden-Creative-Clips)  
[teacherspayteachers.com/Store/Creating4-The-Classroom](https://teacherspayteachers.com/Store/Creating4-The-Classroom) [teacherspayteachers.com/Store/Rainbow-Sprinkle-Studio-Sasha-Mitten](https://teacherspayteachers.com/Store/Rainbow-Sprinkle-Studio-Sasha-Mitten)  
[teacherspayteachers.com/Store/First-Class-Clipart](https://teacherspayteachers.com/Store/First-Class-Clipart) [etsy.com/au/shop/ClipArtisan](https://etsy.com/au/shop/ClipArtisan) [teacherspayteachers.com/Store/Muggy-Studio](https://teacherspayteachers.com/Store/Muggy-Studio)

This packet contains Images used under license from Shutterstock.com

**FONTS** [schoolfonts.com.au](https://schoolfonts.com.au) [teacherspayteachers.com/Store/Kimberly-Geswein-Fonts](https://teacherspayteachers.com/Store/Kimberly-Geswein-Fonts)  
[teacherspayteachers.com/Store/Ramonam-Graphics](https://teacherspayteachers.com/Store/Ramonam-Graphics)

**PRINTING TIP** This resource has been designed for printing on A4-sized paper. If you are printing on a different size, select "shrink to printable area" or "print to fit page" (or a similar option) in order for the contents of this unit to print correctly.

Copyright © 2025 by Lavinia Pop - All rights reserved by author.

Purchase of this item entitles the purchaser the right to reproduce the pages for personal and classroom use. Duplication for other classes, an entire school or commercial purposes is strictly prohibited without written permission from the author. Minor editing is permitted only for personal use, however the document remains under copyright even when edited. Posting this item in whole or in part on the Internet in any form is strictly prohibited and is a violation of the Digital Millennium Copyright Act (DMCA).

Please be fair and don't share! If you are not the original purchaser of this file, please visit my store to purchase a copy. [Kinder-Resources.com](https://Kinder-Resources.com)

let's connect!



[Kinder-Resources.com](https://Kinder-Resources.com)



[facebook.com/KinderResources](https://facebook.com/KinderResources)



[instagram.com/laviniapop\\_kinder\\_resources](https://instagram.com/laviniapop_kinder_resources)



[pinterest.com/laviniapop](https://pinterest.com/laviniapop)



# Introduction

Welcome to a week of hands-on adventure beneath the waves! This Ocean Preschool Circle Time Plan invites children to explore the wonders of the sea through creative play, engaging songs, and interactive activities. From colorful fish to splashing dolphins and crawling crabs, preschoolers will dive into ocean life while building early skills in language, science, and fine motor development. With sensory-rich crafts, playful movement, and thoughtful discussions, your little learners will connect with the ocean world in fun and meaningful ways.

## What's Included:

### 1. Detailed Circle Time plans

Each day of the week is planned with a structured circle time agenda that includes:

- *Introduction:* A brief and captivating introduction to the daily theme, setting the stage for the day's activities.
- *Song:* A fun and educational song related to the daily theme, designed to engage children and reinforce learning through music and movement.
- *Read aloud and discussion:* A carefully selected picture book paired with thought-provoking discussion questions to enhance comprehension and encourage interaction.
- *Activities:* Creative and hands-on activities that complement the day's theme, fostering gross and fine motor skills, creativity, and critical thinking.

### 2. Posters and props

Enhance Circle Time with visual and tactile aids:

- *Posters:* Vibrant posters featuring the lyrics and illustrations for each daily song, making it easy for children to follow along and participate. The product also includes non-fiction posters, providing educational content alongside the fun.
- *Props:* Printable props related to each song and theme help bring the songs and stories to life and engage children in interactive play.

### 3. Printables for all activities:

Not all days include activities that require printables. However, optional printables are included for each day if you would like to use them. They include:

- Group activity printables
- Worksheets
- Craft templates

## Why You'll Love This Resource:

- **Comprehensive and convenient learning:** A complete week of themed learning activities and resources in one packet.
- **Easy to use:** Detailed plans, printables, and props make it straightforward to create a dynamic and engaging circle time experience.
- **Educational and entertaining:** Each component is designed to be both educational and fun, keeping children excited and involved.

Happy Teaching :)



# Ocean Animals

	Objective	Read Aloud	Activity
<b>Day 1</b>	<b>Fish</b> Children will identify key features of fish (fins, gills, tail) and describe how fish move and live underwater, building understanding of basic animal characteristics.	<b>Book:</b> "Rainbow Fish" by Marcus Pfister  <b>Discussion:</b> Why fish have fins, gills, and scales. How sharing can help us make friends. What fish need to live in water.	<b>Watercolor Resist Fish</b> Children draw with white crayon, then paint to reveal patterns. <b>Materials:</b> Fish template, white crayon, watercolor paints, brush, water, towel, googly eyes, glue, marker, glue, black marker.
<b>Day 2</b>	<b>Octopuses</b> Children will learn about the unique traits of an octopus, including its eight arms, suction cups, and ability to squirt ink.	<b>Book:</b> "My Very Own Octopus" by Bernard Most  <b>Discussion:</b> How octopuses use their arms to grab things and hide. Why they squirt ink. What makes octopuses clever ocean animals.	<b>Beaded Octopus Craft</b> Children cut and decorate an octopus with beaded pipe cleaner arms. <b>Materials:</b> Octopus template, googly eyes, glue, hole punch, 8 pipe cleaners, beads.
<b>Day 3</b>	<b>Dolphins</b> Children will recognize that dolphins are mammals, not fish, and explore how dolphins breathe, communicate, and live in groups.	<b>Book:</b> "If a Dolphin Were a Fish" by Loran Wlodarski  <b>Discussion:</b> How dolphins are different from fish. Why they need air to breathe. What dolphins do in their pod to stay safe.	<b>Ocean &amp; Sand Sensory Bin</b> Children explore sea animals in water and sand; sort or create habitats.  <b>Materials:</b> Bin, play sand, blue water/beads, ocean animals, shells, scoops, cups, gems.
<b>Day 4</b>	<b>Crabs</b> Children will observe how crabs use their claws and move sideways, and describe how their hard shells help protect them from danger.	<b>Book:</b> "Clumsy Crab" by Ruth Galloway <b>Discussion:</b> How crabs move sideways and use claws. Why shells keep them safe. What helped the crab feel proud in the story.	<b>Popsicle Stick Crab Craft</b> Children build a crab with popsicle sticks, pipe cleaner legs, and beads. <b>Materials:</b> Crab template, red popsicle sticks, pipe cleaners, beads, googly eyes, glue, marker.
<b>Day 5</b>	<b>Sharks</b> Children will understand that sharks are fish with cartilage instead of bones and explore their important role in the ocean.	<b>Book:</b> "Smiley Shark" by Ruth Galloway  <b>Discussion:</b> What sharks eat and how they help the ocean. Why not all sharks are scary. How Smiley Shark became a hero.	<b>Shark Headband Craft</b> Children color and wear a shark headband for songs or play. <b>Materials:</b> Headband template, crayons, scissors, tape/stapler, paper strip.

# Ocean Animals

## Day 2: Octopuses

Children will learn about the unique traits of an octopus, including its eight arms, suction cups, and ability to squirt ink.

## Introduction

Ask, "What do you know about octopuses?" Show a picture or model of an octopus and point to its long arms. Explain that an octopus has eight arms with suction cups and lives on the ocean floor, squeezing into small spaces to hide. If something tries to scare it, the octopus can squirt dark ink and quickly swim away. Say, "Octopuses are very clever. They can open jars and even change color to blend in with rocks." Ask, "Can you count to eight on your fingers and wiggle your arms like an octopus?"

## Song

Ocean Animals" (Tune: "The Wheels on the Bus") Verses 1 & 3

**Prop:** Octopus

**Actions:** Verse 1: Move both hands in a wavy motion like you're swimming around in a big circle.

Verse 3: Wiggle all fingers and move arms like wiggly octopus legs.




## Read Aloud & Discussion

**Book:** "My Very Own Octopus" by Bernard Most

**Before Reading:** "Have you ever seen an octopus? What do you know about them?" Let children know this fun story is all about a child imagining what it would be like to have an octopus as a pet. We'll learn about its long arms, squirting ink, and clever hiding spots.

**After Reading:** "What silly things did the octopus do in the story? Where would you take your octopus friend?" Talk about how octopuses can change color and squeeze into small spaces. Ask, "What would you name your octopus if you had one?"



## Activity

### Beaded Pipe Cleaner Octopus Craft

**Materials:** Printed octopus and mouth templates, googly eyes, glue, hole punch, 8 colorful pipe cleaners, assorted plastic beads

**Activity:** Have each child cut out their printed octopus head from purple cardstock. Help them glue on two googly eyes and a small pink paper smile. Punch 8 holes along the flat bottom edge of the octopus head. Children will choose 8 pipe cleaners and thread one through each hole, folding it in half and twisting it once to make two arms. Invite them to slide beads onto each arm to decorate. When finished, help them bend the ends of the pipe cleaners to keep the beads in place.

**Extension:** Use the octopus craft for counting and patterning practice. Have children count the total number of arms or create color patterns with the beads. Display all octopuses on a class "Ocean Wall."

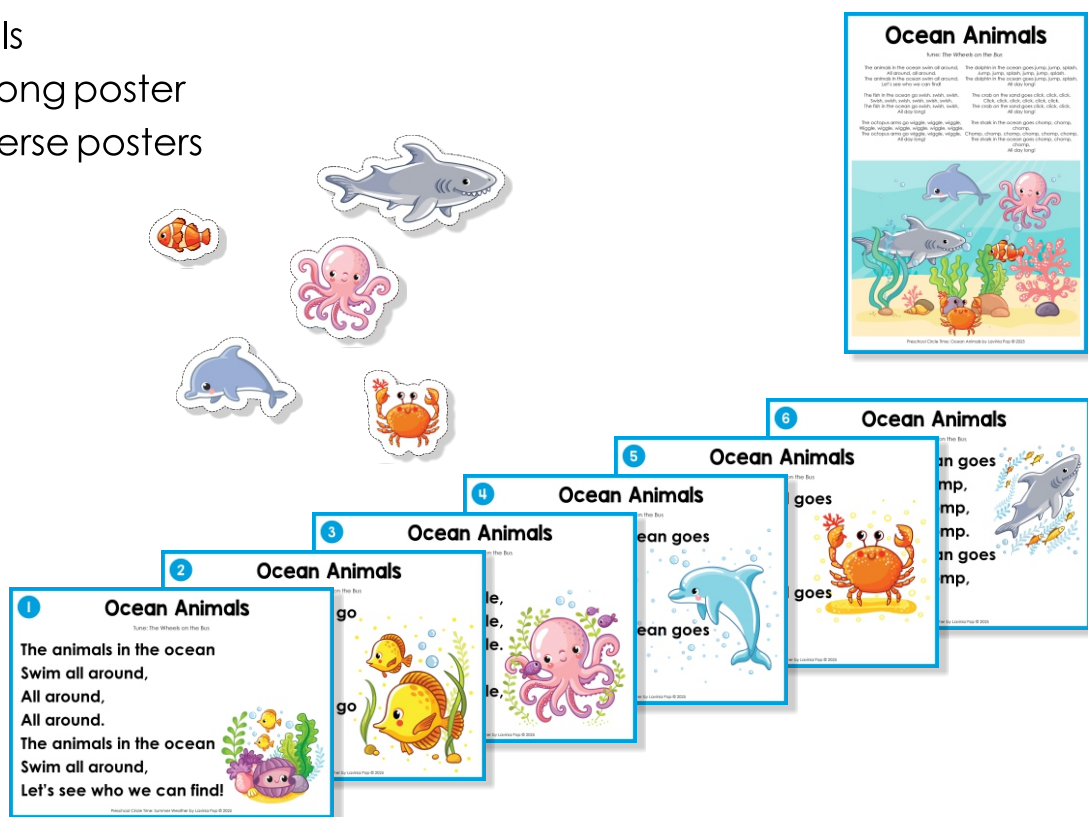


# Ocean Animals

## Circle Time Song Posters and Props

This section includes all song posters and props.

- Ocean Animals
  - complete song poster
  - individual verse posters
  - fish
  - octopus
  - dolphin
  - crab
  - shark





# Ocean Animals

tune: *The Wheels on the Bus*

The animals in the ocean swim all around,  
All around, all around.

The animals in the ocean swim all around,  
Let's see who we can find!

The fish in the ocean go swish, swish, swish,  
Swish, swish, swish, swish, swish, swish.

The fish in the ocean go swish, swish, swish,  
All day long!

The octopus arms go wiggle, wiggle, wiggle,  
Wiggle, wiggle, wiggle, wiggle, wiggle, wiggle.

The octopus arms go wiggle, wiggle, wiggle,  
All day long!

The dolphin in the ocean goes jump, jump, splash,  
Jump, jump, splash, jump, jump, splash.

The dolphin in the ocean goes jump, jump, splash,  
All day long!

The crab on the sand goes click, click, click,  
Click, click, click, click, click, click.

The crab on the sand goes click, click, click,  
All day long!

The shark in the ocean goes chomp, chomp,  
chomp,

Chomp, chomp, chomp, chomp, chomp, chomp.

The shark in the ocean goes chomp, chomp,  
chomp,  
All day long!





# Ocean Animals

Tune: The Wheels on the Bus

**The animals in the ocean  
Swim all around,  
All around,  
All around.  
The animals in the ocean  
Swim all around,  
Let's see who we can find!**


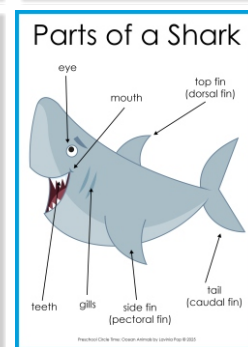
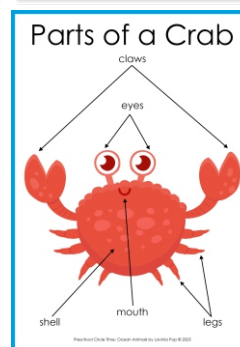
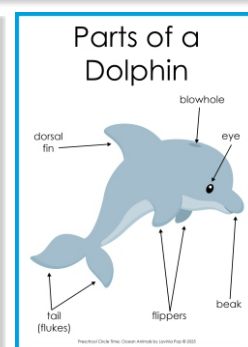
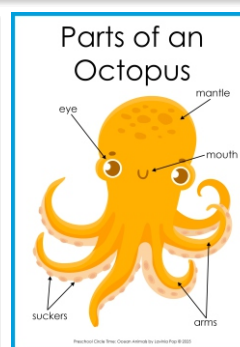
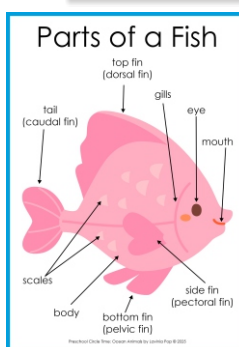


# Ocean Animals

## Classroom Posters

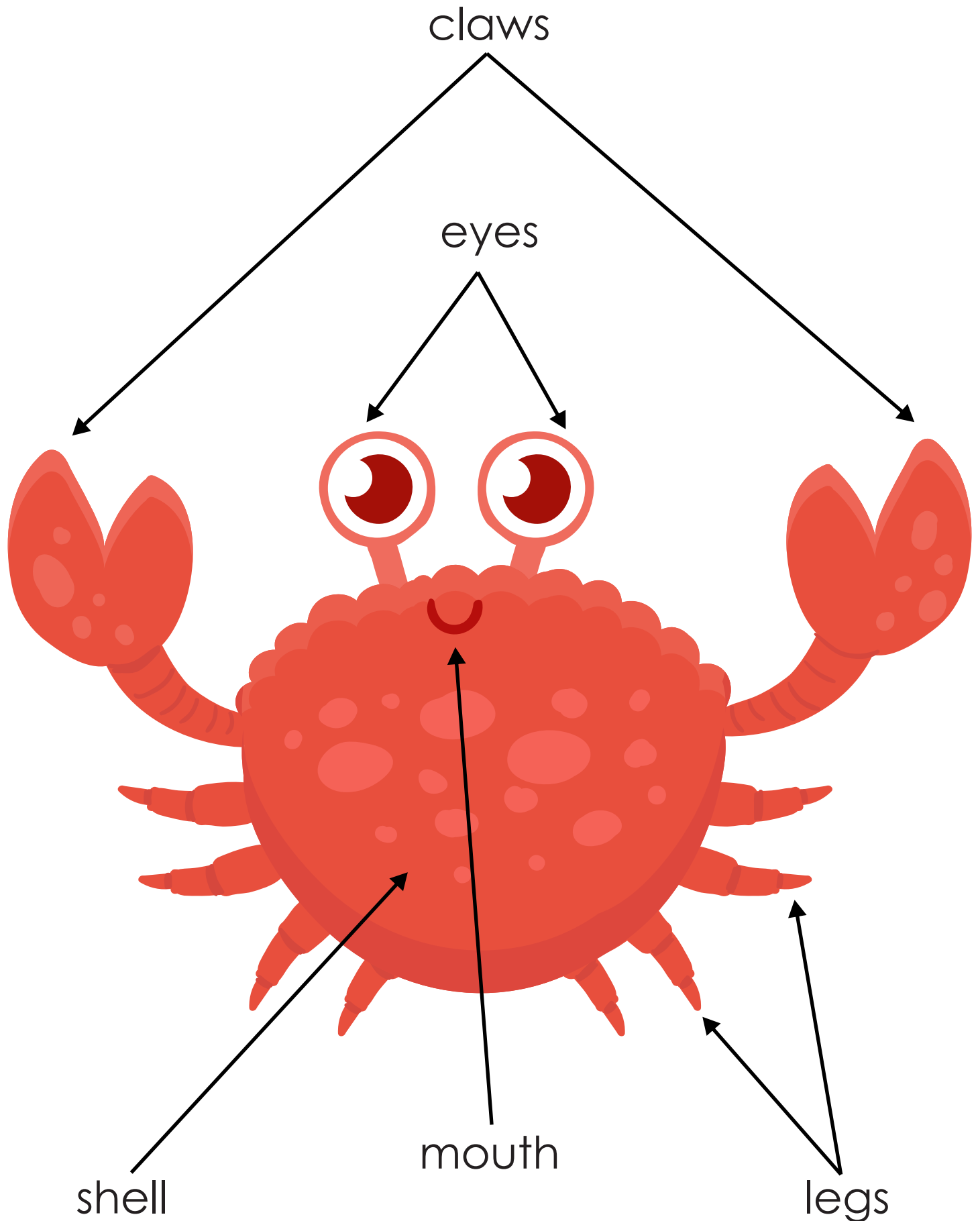
This section includes posters you might like to display in your classroom.

- Ocean Poster (2 pages)
- Parts of a Fish
- Parts of an Octopus
- Parts of a Dolphin
- Parts of a Crab
- Parts of a Shark
- Non-fiction posters:
  - Fish
  - Octopus
  - Dolphin
  - Crab
  - Shark
  - Sea Turtle
  - Jellyfish
  - Whale
  - Seahorse
  - Starfish
  - Stingray
  - Sea Anemone
  - Sea Urchin
  - Eel
  - Lobster
  - Coral





# Parts of a Crab



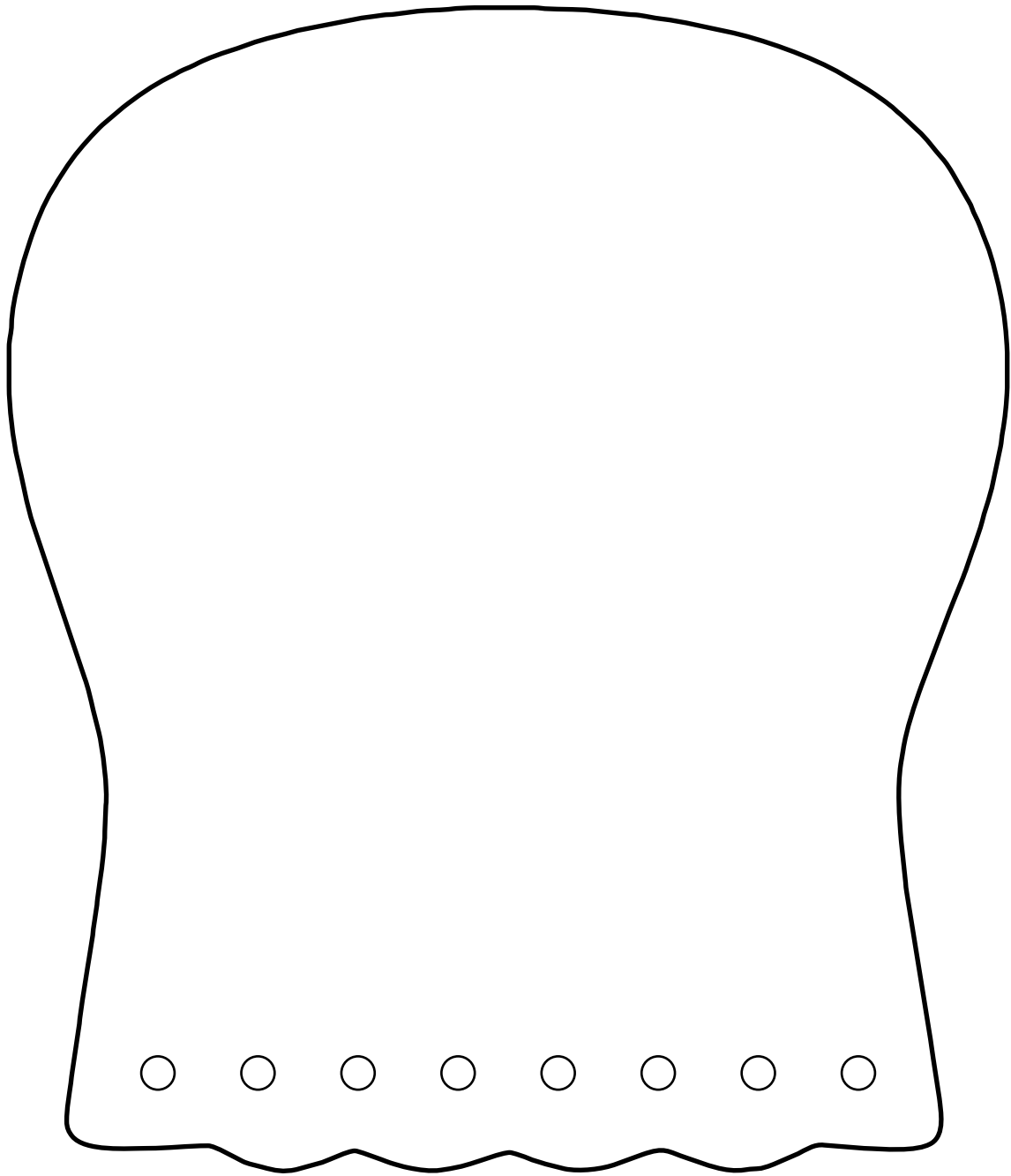


# Dolphin

Dolphins are smart, playful animals that live in the ocean. Even though they look like fish, dolphins are mammals. They breathe air through a blowhole and give birth to live babies. Dolphins swim in groups called pods and talk to each other using clicks and whistles. They use their flippers to steer and their tails to swim fast. Dolphins love to jump, play, and catch fish to eat.

# Day 2 Activity: Beaded Pipe Cleaner Octopus Craft


Print on purple cardstock.





# Day 2 Activity: Beaded Pipe Cleaner Octopus Craft

Print on pink paper. Alternatively, have children draw a mouth.




Name: \_\_\_\_\_

Day 5    Preschool Circle Time: Ocean Animals by Lavinia Pop © 2025




## Sorting Animals

Cut and paste the pictures in the correct box.



**Lives in the  
Ocean**



**Does Not Live  
in the Ocean**

