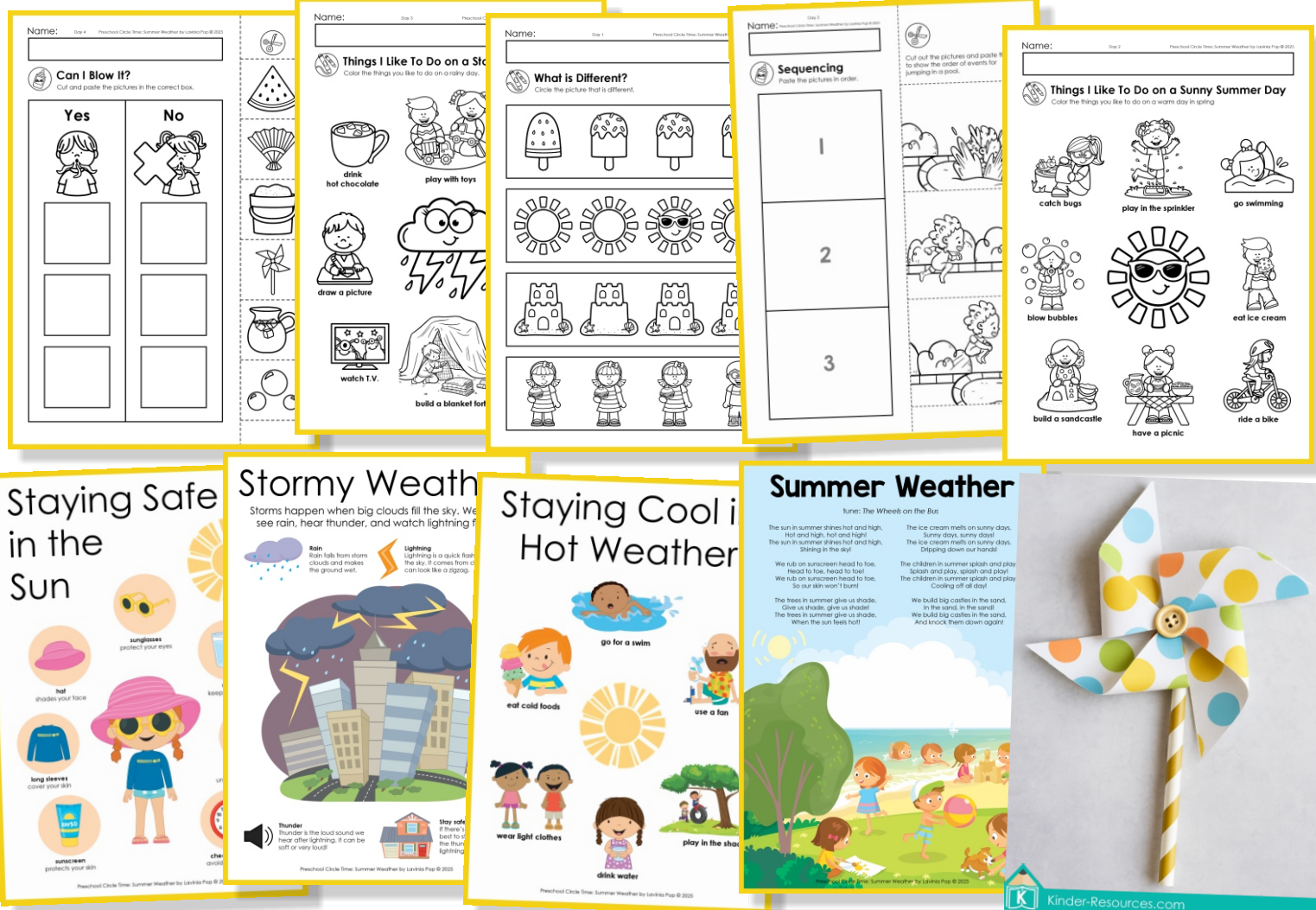


summer weather

CIRCLE TIME

5
LESSONS

circle time plans | songs | posters | activities | printables




Lavinia Pop

Summer Weather

PRESCHOOL CIRCLE TIME

5 lesson plans | songs | posters | activities | printables



Lavinia Pop

Thank you for downloading this product; I hope you will enjoy using it and that it will be a valuable resource for you! I value your feedback, so please don't hesitate to contact me if you have any concerns whatsoever as I will endeavour to address them. And if you like what I've done, please let me know by leaving feedback at my online store :)

Lavinia

lavinia@kinder-resources.com

ILLUSTRATIONS Kari Bolt, Erin Colleen Design, Little Red, Whimsy Clips, PartyHead Graphics, Ramona Majdis, Zip-a-Dee-doo-dah-Designs, Bunny on a Cloud, Krista Wallden - Creative Clips, Creating4 the Classroom, Rainbow Sprinkle Studio - Sasha Mitten, First Class Clipart, ClipArtisan, Muggy Studio

[teacherspayteachers.com/Store/Kari-Bolt](https://www.teacherspayteachers.com/Store/Kari-Bolt) [teacherspayteachers.com/Store/Erin-Colleen-Design](https://www.teacherspayteachers.com/Store/Erin-Colleen-Design)
[teacherspayteachers.com/Store/Littlered](https://www.teacherspayteachers.com/Store/Littlered) [teacherspayteachers.com/Store/Whimsy-Clips](https://www.teacherspayteachers.com/Store/Whimsy-Clips) [teacherspayteachers.com/Store/PartyHead-Graphics](https://www.teacherspayteachers.com/Store/PartyHead-Graphics)
[teacherspayteachers.com/Store/Ramona-Majdis](https://www.teacherspayteachers.com/Store/Ramona-Majdis) [teacherspayteachers.com/Store/Zip-a-dee-doo-dah-Designs](https://www.teacherspayteachers.com/Store/Zip-a-dee-doo-dah-Designs)
[teacherspayteachers.com/Store/Bunny-On-A-Cloud](https://www.teacherspayteachers.com/Store/Bunny-On-A-Cloud) [teacherspayteachers.com/Store/Krista-Wallden-Creative-Clips](https://www.teacherspayteachers.com/Store/Krista-Wallden-Creative-Clips)
[teacherspayteachers.com/Store/Creating4-The-Classroom](https://www.teacherspayteachers.com/Store/Creating4-The-Classroom) [teacherspayteachers.com/Store/Rainbow-Sprinkle-Studio-Sasha-Mitten](https://www.teacherspayteachers.com/Store/Rainbow-Sprinkle-Studio-Sasha-Mitten)
[teacherspayteachers.com/Store/First-Class-Clipart](https://www.teacherspayteachers.com/Store/First-Class-Clipart) [etsy.com/au/shop/ClipArtisan](https://www.etsy.com/au/shop/ClipArtisan) [teacherspayteachers.com/Store/Muggy-Studio](https://www.teacherspayteachers.com/Store/Muggy-Studio)

This packet contains Images used under license from Shutterstock.com

FONTS [schoolfonts.com.au](https://www.schoolfonts.com.au) [teacherspayteachers.com/Store/Kimberly-Geswein-Fonts](https://www.teacherspayteachers.com/Store/Kimberly-Geswein-Fonts)
[teacherspayteachers.com/Store/Ramonam-Graphics](https://www.teacherspayteachers.com/Store/Ramonam-Graphics)

PRINTING TIP This resource has been designed for printing on A4-sized paper. If you are printing on a different size, select "shrink to printable area" or "print to fit page" (or a similar option) in order for the contents of this unit to print correctly.

Copyright © 2025 by Lavinia Pop - All rights reserved by author.

Purchase of this item entitles the purchaser the right to reproduce the pages for personal and classroom use. Duplication for other classes, an entire school or commercial purposes is strictly prohibited without written permission from the author. Minor editing is permitted only for personal use, however the document remains under copyright even when edited. Posting this item in whole or in part on the Internet in any form is strictly prohibited and is a violation of the Digital Millennium Copyright Act (DMCA).

Please be fair and don't share! If you are not the original purchaser of this file, please visit my store to purchase a copy. [Kinder-Resources.com](https://www.Kinder-Resources.com)

let's connect!



[Kinder-Resources.com](https://www.Kinder-Resources.com)



facebook.com/KinderResources



instagram.com/laviniapop_kinder_resources



pinterest.com/laviniapop

Introduction

Welcome to the Summer Weather Preschool Circle Time Plan, a fun and engaging five-day curriculum designed to help young learners explore the sunshine, storms, and breezes of summer through hands-on activities, read-alouds, and interactive group discussions. This plan introduces preschoolers to different types of summer weather, including sunny days, thunderstorms, wind, and how we stay safe in the sun.

Each day features a new weather theme with thoughtfully planned circle time questions, read-aloud suggestions, science or sensory experiences, and creative art or craft activities that spark curiosity and support early learning through play.

What's Included:

1. Detailed Circle Time plans

Each day of the week is planned with a structured circle time agenda that includes:

- *Introduction:* A brief and captivating introduction to the daily theme, setting the stage for the day's activities.
- *Song:* A fun and educational song related to the daily theme, designed to engage children and reinforce learning through music and movement.
- *Read aloud and discussion:* A carefully selected picture book paired with thought-provoking discussion questions to enhance comprehension and encourage interaction.
- *Activities:* Creative and hands-on activities that complement the day's theme, fostering gross and fine motor skills, creativity, and critical thinking.

2. Posters and props

Enhance Circle Time with visual and tactile aids:

- *Posters:* Vibrant posters featuring the lyrics and illustrations for each daily song, making it easy for children to follow along and participate. The product also includes non-fiction posters, providing educational content alongside the fun.
- *Props:* Printable props related to each song and theme help bring the songs and stories to life and engage children in interactive play.

3. Printables for all activities:

Not all days include activities that require printables. However, optional printables are included for each day if you would like to use them. They include:

- Group activity printables
- Worksheets
- Craft templates

Why You'll Love This Resource:

- **Comprehensive and convenient learning:** A complete week of themed learning activities and resources in one packet.
- **Easy to use:** Detailed plans, printables, and props make it straightforward to create a dynamic and engaging circle time experience.
- **Educational and entertaining:** Each component is designed to be both educational and fun, keeping children excited and involved.

Happy Teaching :)

Summer Weather

	Objective	Read Aloud	Activity
Day 1	Signs of Summer Children will explore and identify signs of summer, such as hot temperatures, blooming flowers, and bright sunshine.	Book: "Summer Days and Nights" by Wong Herbert Yee Discussion: Things the girl saw and did in summer. Signs of summer during the day and night. Favorite summer activities.	Summer Sensory Bin Children will explore a sensory bin filled with summer themed materials. Materials: Kinetic sand, blue water beads, mini beach toys, small plastic seashells, toy sunglasses, mini flip-flops, sun cutouts, scoops.
Day 2	Sunshine & Sun Safety Children will understand that the sun can be helpful but also very hot, and we need to protect ourselves from it.	Book: "Maisy's Wonderful Weather Book" by Lucy Cousins Discussion: What Maisy wore and did on a sunny day. How to stay safe in the sun. Favorite things to do in sunny weather.	Sun Safe Sorting Activity Children will sort picture cards into sun safe and not sun safe categories. Materials: Sun Safe or Not Sun Safe printables
Day 3	Rain, Thunder & Lightning Storms Children will explore how summer can include rain and storms and learn how to stay safe.	Book: "Franklin and the Thunderstorm" by Paulette Bourgeois Discussion: What Franklin felt during the storm. Ways to feel safe when it's raining or thundering. How storms sound and look.	Thunderstorm Art Children will create a thunderstorm scene using paint and paper cutouts. Materials: Printed rain and lightning templates, white art paper, black and white paint, paintbrushes, scissors, glue.
Day 4	Windy Days Children will understand what wind is and explore how it moves objects on summer days.	Book: "Kite Day: A Bear and Mole Story" by Will Hillenbrand Discussion: What Bear and Mole did on a windy day. What you need to fly a kite. Things the wind moves.	Pinwheel Craft Children will make and decorate pinwheels that spin in the wind. Materials: Pinwheel templates, scissors, paper fasteners, paper straws, markers or stickers.
Day 5	Staying Cool in Hot Weather Children will explore how summer heat affects us and how we stay cool.	Book: "Pete the Cat: Pete at the Beach" by James Dean Discussion: What made Pete feel hot at the beach. Ways to cool down in summer. Favorite ways to stay cool on a hot day.	Paper Fan Craft Children will decorate and fold paper fans to use on hot days. Materials: White cardstock, crayons or markers, summer-themed washi tape, stickers (optional).

Summer Weather

Day 1: Signs of Summer

Children will explore and identify signs of summer, such as hot temperatures, blooming flowers, and bright sunshine.

Introduction

Ask the children, "What happens when the seasons change from spring to summer?" Let them share their thoughts. Guide them toward ideas like longer days, warmer weather, and more flowers and insects. Discuss how summer brings changes in nature. Then ask, "What do you like to do when summer begins?" and encourage them to think of outdoor fun.

Song

"Summer Weather" (Tune: "The Wheels on the Bus")

Prop: Summer weather props (one or more)

Actions: Encourage children to sing along and act out the movements suggested in the Circle Time Props section.




Read Aloud & Discussion

Book: "Summer Days and Nights" by Wong Herbert Yee

Before Reading: "Have you ever been outside on the first warm day of summer? What did you see? In this story, a little girl explores her summer day and night and notices all kinds of summer things. Let's see what she discovers!"

After Reading: "She saw so many signs of summer! What were some of the things she did? (She saw insects, played outside, listened to birds, and cooled off with a fan.) What's your favorite thing to do in the summer?"



Activity

Summer Sensory Bin

Materials: Kinetic sand or dried corn (sand), blue water beads (water), mini beach toys (shovels, buckets, rake), small plastic seashells, toy sunglasses, mini flip-flops, sun cutouts, scoops, or tongs.

Activity: Fill a bin with kinetic sand or dried corn to represent the warm summer sand. Add blue water beads for water. Place summer-themed items like beach toys, shells, and sunglasses throughout the bin. Encourage children to dig, scoop, and explore with their hands or tongs. Talk about signs of summer, like sunny weather, going to the beach, and wearing hats and sunscreen.




Extension: Count how many seashells are in the bin!

Summer Weather

Circle Time Song Posters and Props

This section includes all song posters and props.

- Summer Weather complete song poster
- Summer Weather verse song posters
- sun prop
- sunscreen prop
- tree prop
- ice cream prop
- water prop
- sandcastle prop



Summer Weather

tune: *The Wheels on the Bus*

The sun in summer shines hot and high,
Hot and high, hot and high!
The sun in summer shines hot and high,
Shining in the sky!

We rub on sunscreen head to toe,
Head to toe, head to toe!
We rub on sunscreen head to toe,
So our skin won't burn!

The trees in summer give us shade,
Give us shade, give us shade!
The trees in summer give us shade,
When the sun feels hot!

The ice cream melts on sunny days,
Sunny days, sunny days!
The ice cream melts on sunny days,
Dripping down our hands!

The children in summer splash and play,
Splash and play, splash and play!
The children in summer splash and play,
Cooling off all day!

We build big castles in the sand,
In the sand, in the sand!
We build big castles in the sand,
And knock them down again!



Summer Weather


Classroom Posters

This section includes posters you might like to display in your classroom.

- Summer Weather
- Signs of Summer
- Staying Safe in the Sun
- Stormy Weather
- What is Wind?
- Staying Cool in Hot Weather



Signs of Summer



watermelon



blue sky



seashells




feeling hot



ice cream



dragonflies



lizards



fireflies



frogs



wildflowers



bright sun


Summer Weather

Activities & Worksheets

This section includes all the necessary lesson printables, along with some additional activities and worksheets. You can use these pages as outlined in the lesson plan or on different days, depending on your needs.


Day 1: Signs of Summer

- *Additional Activity:* Signs of Summer Scavenger Hunt
- *Additional Activity:* What is Different?




Day 2: Sunshine & Sun Safety

- **Lesson Activity:** Sorting Sun Safe and Not Sun Safe
- *Additional Activity:* Is it Sun Safe?
- *Additional Activity:* Things I Like To Do on a Sunny Summer Day




Day 3: Rain, Thunder & Lightning Storms

- **Lesson Activity:** Thunderstorm Art
- *Additional Activity:* Things I Like To Do on a Stormy Day
- *Additional Activity:* AB Stormy Weather Patterns



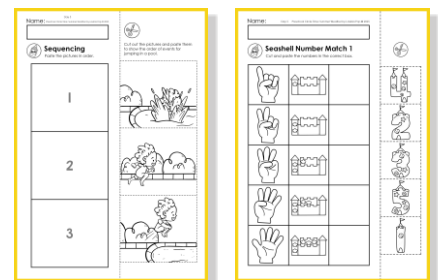
Day 4: Windy Days

- **Lesson Activity:** Pinwheel
- *Additional Activity:* Can I Blow It?
- *Additional Activity:* Things I Like to Do on a Windy Day



Day 5: Staying Cool in Hot Weather

- *Additional Activity:* Sequencing Jumping into the Pool
- *Additional Activity:* Seashell Number Match (x2)



Name: _____













Day 1

Preschool Circle Time: Summer Weather by Lavinia Pop © 2025



What is Different?

Circle the picture that is different.



Name:

Day 2

Preschool Circle Time: Summer Weather by Lavinia Pop © 2025



Things I Like To Do on a Sunny Summer Day


Color the things you like to do on a warm day in spring



catch bugs





play in the sprinkler



go swimming



blow bubbles



eat ice cream



build a sandcastle



have a picnic



ride a bike

[illegible]

Kinder-Resources.com

