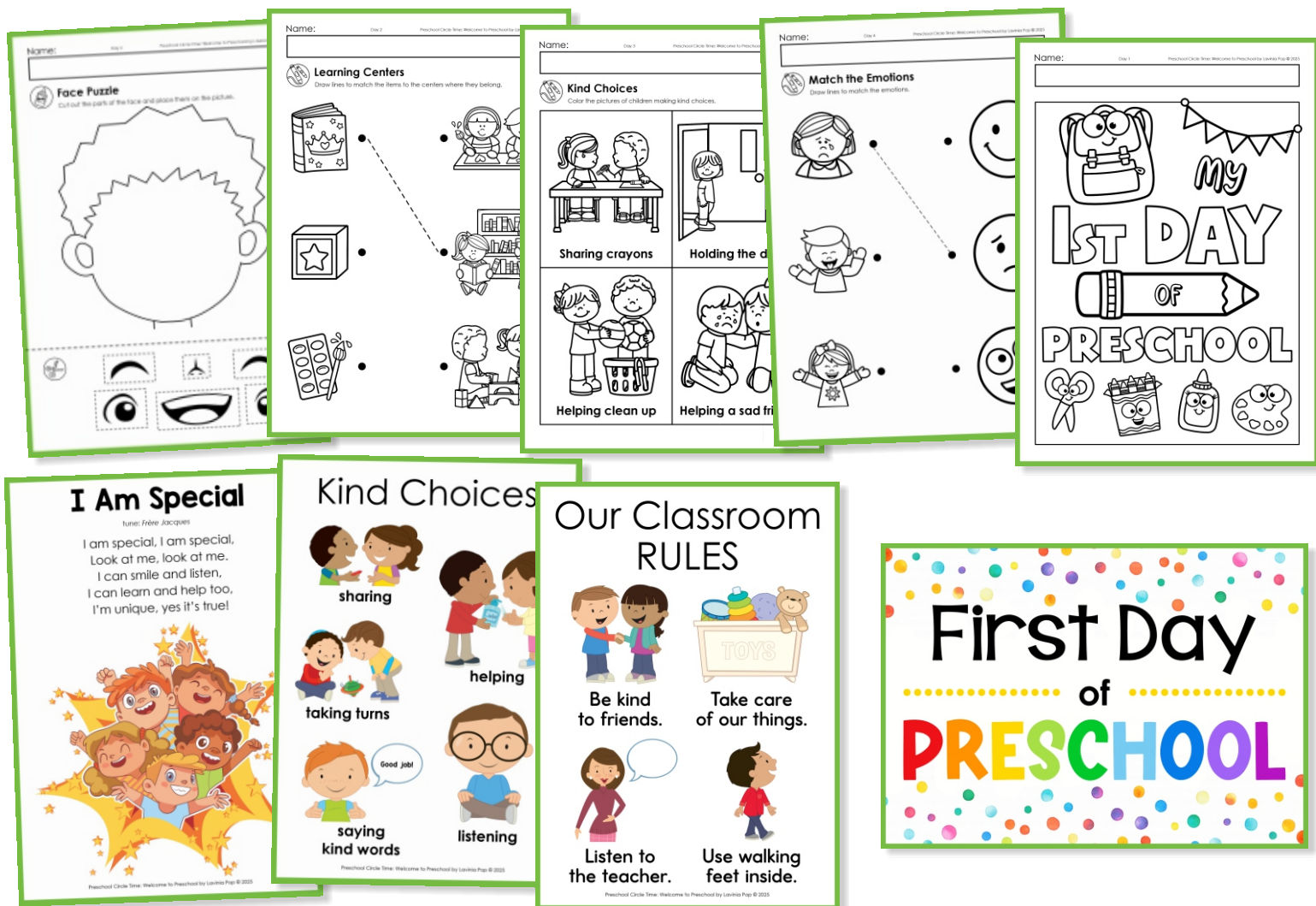


# welcome to preschool

# CIRCLE TIME

5  
LESSONS

circle time plans | songs | posters | activities | printables



Lavinia Pop

# Welcome to Preschool

## PRESCHOOL CIRCLE TIME

5 lesson plans | songs | posters | activities | printables



Lavinia Pop

**Thank you** for downloading this product; I hope you will enjoy using it and that it will be a valuable resource for you! I value your feedback, so please don't hesitate to contact me if you have any concerns whatsoever as I will endeavour to address them. And if you like what I've done, please let me know by leaving feedback at my online store :)

Lavinia

[lavinia@kinder-resources.com](mailto:lavinia@kinder-resources.com)

**ILLUSTRATIONS** Kari Bolt, Erin Colleen Design, Little Red, Whimsy Clips, PartyHead Graphics, Ramona Majdis, Zip-a-Dee-doo-dah-Designs, Bunny on a Cloud, Krista Wallden - Creative Clips, Creating4 the Classroom, Rainbow Sprinkle Studio - Sasha Mitten, First Class Clipart, ClipArtisan, Muggy Studio

[teacherspayteachers.com/Store/Kari-Bolt](https://teacherspayteachers.com/Store/Kari-Bolt) [teacherspayteachers.com/Store/Erin-Colleen-Design](https://teacherspayteachers.com/Store/Erin-Colleen-Design)  
[teacherspayteachers.com/Store/Littlered](https://teacherspayteachers.com/Store/Littlered) [teacherspayteachers.com/Store/Whimsy-Clips](https://teacherspayteachers.com/Store/Whimsy-Clips) [teacherspayteachers.com/Store/Partyhead-Graphics](https://teacherspayteachers.com/Store/Partyhead-Graphics)  
[teacherspayteachers.com/Store/Ramona-Majdis](https://teacherspayteachers.com/Store/Ramona-Majdis) [teacherspayteachers.com/Store/Zip-a-dee-doo-dah-Designs](https://teacherspayteachers.com/Store/Zip-a-dee-doo-dah-Designs)  
[teacherspayteachers.com/Store/Bunny-On-A-Cloud](https://teacherspayteachers.com/Store/Bunny-On-A-Cloud) [teacherspayteachers.com/Store/Krista-Wallden-Creative-Clips](https://teacherspayteachers.com/Store/Krista-Wallden-Creative-Clips)  
[teacherspayteachers.com/Store/Creating4-The-Classroom](https://teacherspayteachers.com/Store/Creating4-The-Classroom) [teacherspayteachers.com/Store/Rainbow-Sprinkle-Studio-Sasha-Mitten](https://teacherspayteachers.com/Store/Rainbow-Sprinkle-Studio-Sasha-Mitten)  
[teacherspayteachers.com/Store/First-Class-Clipart](https://teacherspayteachers.com/Store/First-Class-Clipart) [etsy.com/au/shop/ClipArtisan](https://etsy.com/au/shop/ClipArtisan) [teacherspayteachers.com/Store/Muggy-Studio](https://teacherspayteachers.com/Store/Muggy-Studio)

This packet contains Images used under license from Shutterstock.com

**FONTS** [schoolfonts.com.au](https://schoolfonts.com.au) [teacherspayteachers.com/Store/Kimberly-Geswein-Fonts](https://teacherspayteachers.com/Store/Kimberly-Geswein-Fonts)  
[teacherspayteachers.com/Store/Ramonam-Graphics](https://teacherspayteachers.com/Store/Ramonam-Graphics)

**PRINTING TIP** This resource has been designed for printing on A4-sized paper. If you are printing on a different size, select "shrink to printable area" or "print to fit page" (or a similar option) in order for the contents of this unit to print correctly.

Copyright © 2025 by Lavinia Pop - All rights reserved by author.

Purchase of this item entitles the purchaser the right to reproduce the pages for personal and classroom use. Duplication for other classes, an entire school or commercial purposes is strictly prohibited without written permission from the author. Minor editing is permitted only for personal use, however the document remains under copyright even when edited. Posting this item in whole or in part on the Internet in any form is strictly prohibited and is a violation of the Digital Millennium Copyright Act (DMCA).

Please be fair and don't share! If you are not the original purchaser of this file, please visit my store to purchase a copy. [Kinder-Resources.com](https://Kinder-Resources.com)

let's connect!



[Kinder-Resources.com](https://Kinder-Resources.com)



[facebook.com/KinderResources](https://facebook.com/KinderResources)



[instagram.com/laviniapop\\_kinder\\_resources](https://instagram.com/laviniapop_kinder_resources)



[pinterest.com/laviniapop](https://pinterest.com/laviniapop)

# Teacher Guide

## Purpose of This Plan

This plan is designed to gently ease preschool children into the routines, expectations, and joys of school. Each day supports emotional safety, connection-building, language development, and early independence all through fun, structured circle time activities.

## How to Use This Plan

- Each day follows a consistent structure: Introduction → Song → Read-Aloud → Activity, with optional extensions.
- You may shorten or adjust the flow based on children's attention span.
- Repeat familiar songs and transitions daily to build routine and comfort.
- Circle time activities are best followed by hands-on centers and plenty of movement.

## What to Expect the First Week

- Children may cry, cling, or refuse to join in. Stay calm and consistent.
- Keep transitions slow and clear. Use visual schedules, cue cards, and repeatable routines.
- Some children may observe before participating; this is okay! Include them through gestures or invitations.
- Focus on relationships first, academics will follow.

## Tips for Circle Time Success

- Use a consistent greeting song and goodbye ritual.
- Sit in a circle or semicircle so everyone can see.
- Keep activities short, visual, and engaging; lots of modeling, puppets, or movement.
- Offer praise for participation, not performance.

## Developmental Goals This Week

- Build trust with adults and peers
- Learn to follow basic routines (sitting, listening, tidying up)
- Practice name recognition and verbal expression
- Develop empathy and kindness through stories and shared activities

Happy Teaching :)



# Introduction

Start your preschool year with confidence using this engaging and easy-to-follow Circle Time plan! Designed to welcome young learners and gently introduce classroom routines, this resource provides everything you need for a joyful and structured first week of preschool. With daily songs, read-alouds, hands-on activities, and visual supports, children will feel safe, connected, and excited to come to school each day.

## What's Included:

### 1. Detailed Circle Time plans

Each day of the week is planned with a structured circle time agenda that includes:

- *Introduction:* A brief and captivating introduction to the daily theme, setting the stage for the day's activities.
- *Song:* A fun and educational song related to the daily theme, designed to engage children and reinforce learning through music and movement.
- *Read aloud and discussion:* A carefully selected picture book paired with thought-provoking discussion questions to enhance comprehension and encourage interaction.
- *Activities:* Creative and hands-on activities that complement the day's theme, fostering gross and fine motor skills, creativity, and critical thinking.

### 2. Posters and props

Enhance Circle Time with visual and tactile aids:

- *Posters:* Vibrant posters featuring the lyrics and illustrations for each daily song, making it easy for children to follow along and participate. The product also includes non-fiction posters, providing educational content alongside the fun.
- *Props:* Printable props related to each song and theme help bring the songs and stories to life and engage children in interactive play.

### 3. Printables for all activities:

Not all days include activities that require printables. However, optional printables are included for each day if you would like to use them. They include:

- Group activity printables
- Worksheets
- Craft templates

## Why You'll Love This Resource:

- **Comprehensive and convenient learning:** A complete week of themed learning activities and resources in one packet.
- **Easy to use:** Detailed plans, printables, and props make it straightforward to create a dynamic and engaging circle time experience.
- **Educational and entertaining:** Each component is designed to be both educational and fun, keeping children excited and involved.

Happy Teaching :)

# Welcome to Preschool

	Objective	Read Aloud	Activity
<b>Day 1</b>	<b>Welcome to Preschool</b> Children will begin to feel safe and welcome in their new environment, learn each other's names, and begin building a sense of classroom community.	<b>Book:</b> "The Kissing Hand" by Audrey Penn <b>Discussion:</b> How Chester the raccoon felt about going to school. What helped him feel brave. Share something that helps you feel brave too.	<b>My Name Crown</b> Children will decorate a name crown to wear and help others learn their name. <b>Materials:</b> Crown template, crayons, stickers, glue.
<b>Day 2</b>	<b>Exploring Our Classroom</b> Children will learn about the different areas of the classroom, practice basic routines, and begin to feel confident navigating their space.	<b>Book:</b> "Llama Llama Misses Mama" by Anna Dewdney <b>Discussion:</b> How Llama Llama felt about starting school. What helped him feel better. Share something that helped you feel better when you missed someone.	<b>Classroom Scavenger Hunt</b> Children will explore and locate key parts of the classroom using picture clues. <b>Materials:</b> Scavenger Hunt printable, clipboards, crayons
<b>Day 3</b>	<b>Being a Kind Friend</b> Children will begin to understand what it means to be a kind and caring friend through stories, songs, and shared experiences.	<b>Book:</b> "Should I Share My Ice Cream?" by Mo Willems <b>Discussion:</b> What Gerald learned about sharing. How it feels to share with others. Share a time you shared something with a friend.	<b>Kindness Match Game</b> Children will pair up to complete "friendship challenges." <b>Materials:</b> Kindness Challenge cards
<b>Day 4</b>	<b>All About Me</b> Children will explore their own identity by sharing what makes them unique and special.	<b>Book:</b> "What I Like About Me!" by Allia Zobel Nolan <b>Discussion:</b> What the children in the book like about themselves. Why it's good to be different. Share something that makes you special.	<b>All About Me Poster</b> Today children begin a two-day project: their personal All About Me poster. <b>Materials:</b> All About Me printable, crayons
<b>Day 5</b>	<b>We Are a Class Family</b> Children will celebrate their classroom community, reflect on their first week, and feel a sense of belonging and pride.	<b>Book:</b> "Our Class is a Family" by Shannon Olsen <b>Discussion:</b> What makes a classroom feel like a family. How we can take care of each other. Share one way we can be kind to our class family.	<b>Our Preschool Family Mural</b> Each child adds their handprint, drawing, or name to a large collaborative poster. <b>Materials:</b> Butcher paper/poster, paint

# Welcome to Preschool

## Day 1: Welcome to Preschool

Children will begin to feel safe and welcome in their new environment, learn each other's names, and begin building a sense of classroom community.

## Introduction

Ask: "What's your name?" Encourage each child to say their name confidently. Use name cards or a photo chart to help everyone learn names. Model: "My name is Miss Lavinia. I'm so happy to meet you!" Try a chant like: "Hello, hello, what's your name?" (each child responds). Say: "This is our preschool classroom! It's a safe and happy place to learn and play. This week, we'll get to know each other, explore the classroom, and talk about what makes us special."

## Song

"Hello Song" (tune: *If You're Happy and You Know It*)

### Actions:

- **Verse 1:** Children wave their hand high in the air while smiling.
- **Verse 2:** Place one hand on the chest and clearly say their name when it's their turn.
- **Verse 3:** Children put their hands on their cheeks and give a big smile.

## Read Aloud & Discussion

**Book:** "The Kissing Hand" by Audrey Penn

**Before Reading:** "This story is about a little raccoon who feels nervous on his first day of school. Have you ever felt a little scared about starting something new? Let's see what helps Chester feel better."

**After Reading:** "How did Chester feel on his first day? What did his mom do to help him feel brave? What can help you feel better when you miss your grown-up?"

**Introduce the idea of a "safe place"** in the classroom or a special object (e.g., class stuffed animal or calming corner).

## Activity

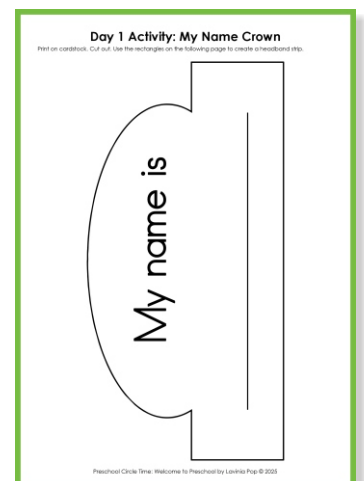

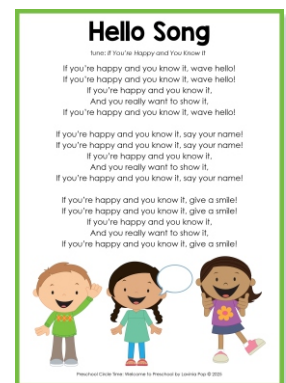
### My Name Crown

**Materials:** Crown templates (pre-cut), crayons, markers, stickers, glue, colored paper scraps

**Activity:** Give each child a crown with their name. Let them decorate with coloring tools and stickers. Staple or tape to size and help them wear it. Throughout the day, use their name in songs, games, and transitions.

### Extension:

- "First Day of Preschool" Photo: Take a picture of each child wearing their crown. Display in the classroom or print for families.
- Introduce a "Class Mascot" (stuffed toy) who visits circle time and models good listening.








# Hello Song

tune: *If You're Happy and You Know It*

If you're happy and you know it, wave hello!  
If you're happy and you know it, wave hello!  
If you're happy and you know it,  
And you really want to show it,  
If you're happy and you know it, wave hello!

If you're happy and you know it, say your name!  
If you're happy and you know it, say your name!  
If you're happy and you know it,  
And you really want to show it,  
If you're happy and you know it, say your name!

If you're happy and you know it, give a smile!  
If you're happy and you know it, give a smile!  
If you're happy and you know it,  
And you really want to show it,  
If you're happy and you know it, give a smile!





# Hello Song

Tune: If You're Happy and You Know It

**If you're happy and you know it,  
Wave hello!**

**If you're happy and you know it,  
Wave hello!**

**If you're happy and you know it,  
And you really want to show it,  
If you're happy and you know it,  
Wave hello!**




# Hello Song

Tune: If You're Happy and You Know It

**If you're happy and you know it,  
Say your name!**

**If you're happy and you know it,  
Say your name!**

**If you're happy and you know it,  
And you really want to show it,  
If you're happy and you know it,  
Say your name!**



# Hello Song

Tune: If You're Happy and You Know It

**If you're happy and you know it,  
Give a smile!**

**If you're happy and you know it,  
Give a smile!**

**If you're happy and you know it,  
And you really want to show it,**

**If you're happy and you know it,  
Give a smile!**





# Welcome to Preschool

## Classroom Posters

This section includes posters you might like to display in your classroom.

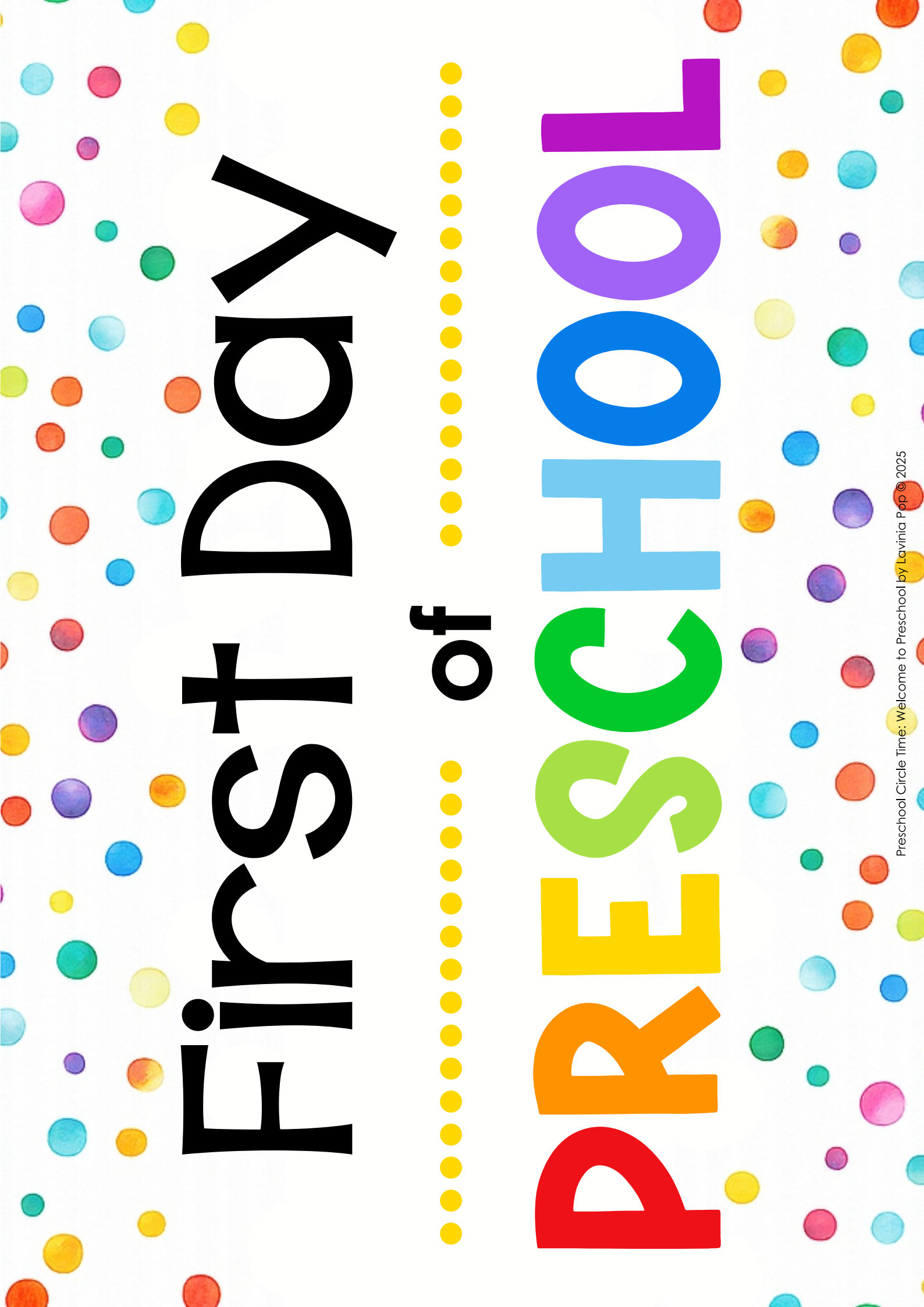


- Welcome to Preschool banner
- Our Classroom Rules
- Feelings (2 versions)
- First Day of Preschool photo sign
- Kind Choices
- Unkind Choices



WELCOME TO PRESCHOOL BANNER. Print, laminate, cut and display.





# First Day

of

# PRESCHOOL


# Welcome to Preschool

## Activities & Worksheets

This section includes all the necessary lesson printables, along with some additional activities and worksheets. You can use these pages as outlined in the lesson plan or on different days, depending on your needs.

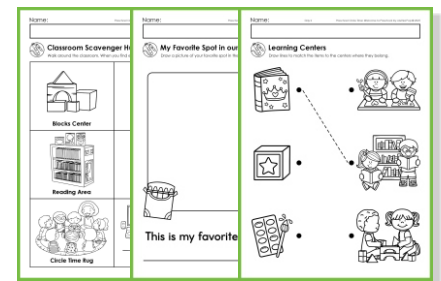
### Day 1: Welcome to Preschool

- **Lesson Activity:** Name Crown
- *Additional Activity:* Letters in My Name Coloring
- *Additional Activity:* My 1st Day of Preschool Coloring



### Day 2: Exploring Our Classroom

- **Lesson Activity:** Classroom Scavenger Hunt
- *Additional Activity:* My Favorite Spot in our Classroom
- *Additional Activity:* Learning Centers Matching




### Day 3: Being a Kind Friend

- **Lesson Activity:** Kindness Challenge
- *Additional Activity:* Kind Choices Coloring



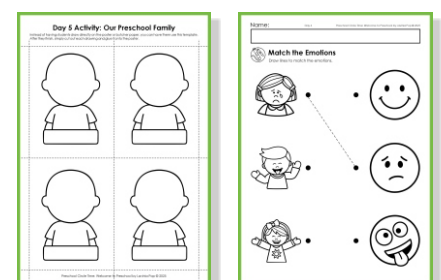
### Day 4: All About Me

- **Lesson Activity:** All About Me
- *Additional Activity:* Face Puzzle Boy
- *Additional Activity:* Face Puzzle Girl



### Day 5: We Are a Class Family

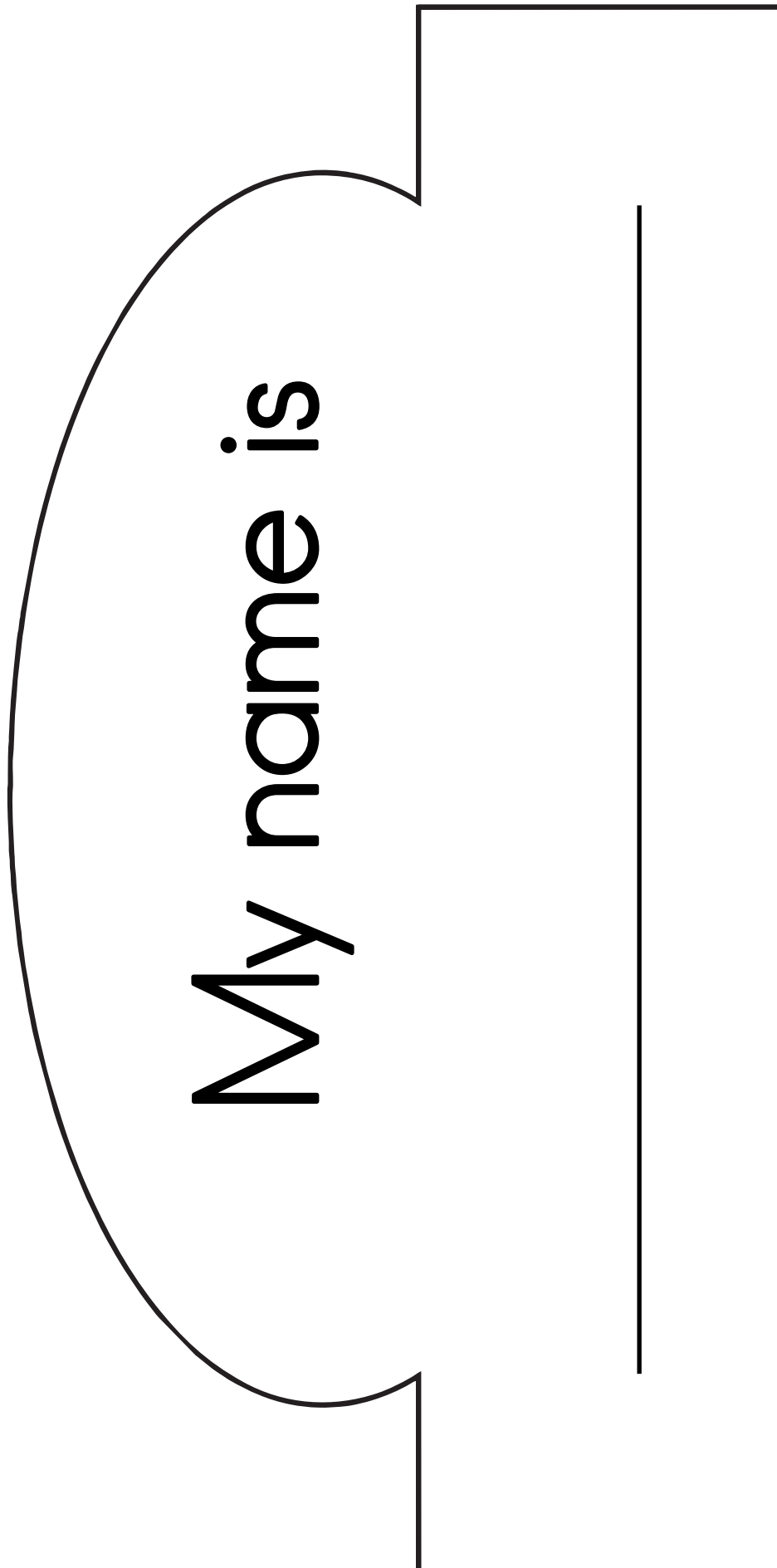
- **Lesson Activity:** Our Preschool Family
- *Additional Activity:* Match the Emotions





# Day 1 Activity: My Name Crown

Print on cardstock. Cut out. Use the rectangles on the following page to create a headband strip.



--	--	--

Name:


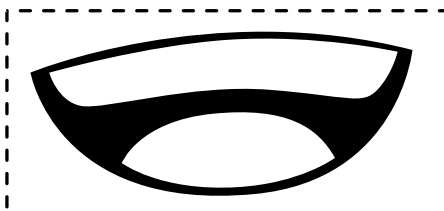




Day 4

Preschool Circle Time: Welcome to Preschool by Lavinia Pop © 2025



## Face Puzzle

Cut out the parts of the face and place them on the picture.



Name:


Day 5

Preschool Circle Time: Welcome to Preschool by Lavinia Pop © 2025



## Match the Emotions

Draw lines to match the emotions.





# Additional Resources

## classroom SCHEDULE CARDS

90 + CARDS

chalkboard & white backgrounds | Preschool, Kindergarten & Grade 1



Lavinia Pop

## classroom CENTER POSTERS

24 POSTERS

24 Bright Posters | Perfect for Preschool & Kindergarten Centers



Lavinia Pop

## all about me BOOK



Lavinia Pop

## classroom door decor FREE PRINTABLE



Lavinia Pop

## name practice EDITABLE PDF.



Lavinia Pop

## days and months LEARNING FOLDER



Lavinia Pop



Lavinia Pop

## back to school CENTER ACTIVITIES

9 printable activities for Preschool & Kindergarten



Lavinia Pop

## August MORNING TUBS

fine motor printable activities



Lavinia Pop

let's connect!



Kinder-Resources.com



facebook.com/KinderResources



instagram.com/laviniaapop\_kinder\_resources



pinterest.com/laviniaapop