

PHONICS


SCIENCE OF READING ALIGNED


HANDWRITING

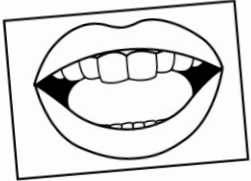
A-Z Alphabet Tracing & Writing | Letter Formation Practice

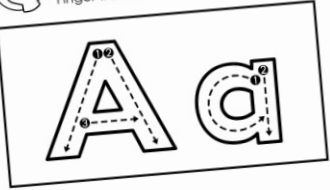
Name: _____


Letter Tracing & Writing by Lavinia Pop © 2025



 **Finger Trace and Say**
Finger trace the letters. Say their names.





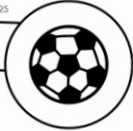
 **Trace and Write**
Trace the dotted letters on the lines. Write the letters on the blank lines.


A A A A A

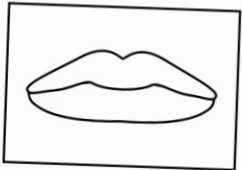
a a a a a

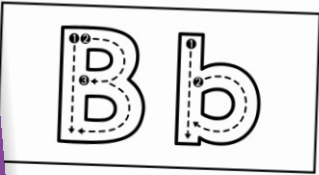
Name: _____


Letter Tracing & Writing by Lavinia Pop © 2025



 **Finger Trace and Say**
Finger trace the letters. Say their names.





 **Trace and Write**
Trace the dotted letters on the lines. Write the letters on the blank lines.

B B B B B

b b b b b



Lavinia Pop

Thank you for downloading this product; I hope you will enjoy using it and that it will be a valuable resource for you! I value your feedback, so please don't hesitate to contact me if you have any concerns whatsoever as I will endeavour to address them. And if you like what I've done, please let me know by leaving feedback at my online store :)

Lavinia

lavinia@kinder-resources.com

ILLUSTRATIONS Kari Bolt, Erin Colleen Design, Little Red, Whimsy Clips, PartyHead Graphics, Ramona Majdis, Zip-a-Dee-doo-dah-Designs, Bunny on a Cloud, Krista Wallden - Creative Clips, Creating4 the Classroom, Rainbow Sprinkle Studio - Sasha Mitten, First Class Clipart, ClipArtisan, Muggy Studio

[teacherspayteachers.com/Store/Kari-Bolt](https://www.teacherspayteachers.com/Store/Kari-Bolt) [teacherspayteachers.com/Store/Erin-Colleen-Design](https://www.teacherspayteachers.com/Store/Erin-Colleen-Design)
[teacherspayteachers.com/Store/Littlered](https://www.teacherspayteachers.com/Store/Littlered) [teacherspayteachers.com/Store/Whimsy-Clips](https://www.teacherspayteachers.com/Store/Whimsy-Clips) [teacherspayteachers.com/Store/Partyhead-Graphics](https://www.teacherspayteachers.com/Store/Partyhead-Graphics)
[teacherspayteachers.com/Store/Ramona-Majdis](https://www.teacherspayteachers.com/Store/Ramona-Majdis) [teacherspayteachers.com/Store/Zip-a-dee-doo-dah-Designs](https://www.teacherspayteachers.com/Store/Zip-a-dee-doo-dah-Designs)
[teacherspayteachers.com/Store/Bunny-On-A-Cloud](https://www.teacherspayteachers.com/Store/Bunny-On-A-Cloud) [teacherspayteachers.com/Store/Krista-Wallden-Creative-Clips](https://www.teacherspayteachers.com/Store/Krista-Wallden-Creative-Clips)
[teacherspayteachers.com/Store/Creating4-The-Classroom](https://www.teacherspayteachers.com/Store/Creating4-The-Classroom) [teacherspayteachers.com/Store/Rainbow-Sprinkle-Studio-Sasha-Mitten](https://www.teacherspayteachers.com/Store/Rainbow-Sprinkle-Studio-Sasha-Mitten)
[teacherspayteachers.com/Store/First-Class-Clipart](https://www.teacherspayteachers.com/Store/First-Class-Clipart) [etsy.com/au/shop/ClipArtisan](https://www.etsy.com/au/shop/ClipArtisan) [teacherspayteachers.com/Store/Muggy-Studio](https://www.teacherspayteachers.com/Store/Muggy-Studio)

This packet contains Images used under license from Shutterstock.com

FONTS [schoolfonts.com.au](https://www.schoolfonts.com.au) [teacherspayteachers.com/Store/Kimberly-Geswein-Fonts](https://www.teacherspayteachers.com/Store/Kimberly-Geswein-Fonts)
[teacherspayteachers.com/Store/Ramonam-Graphics](https://www.teacherspayteachers.com/Store/Ramonam-Graphics)

PRINTING TIP This resource has been designed for printing on A4-sized paper. If you are printing on a different size, select "shrink to printable area" or "print to fit page" (or a similar option) in order for the contents of this unit to print correctly.

Copyright © 2025 by Lavinia Pop - All rights reserved by author.

Purchase of this item entitles the purchaser the right to reproduce the pages for personal and classroom use. Duplication for other classes, an entire school or commercial purposes is strictly prohibited without written permission from the author. Minor editing is permitted only for personal use, however the document remains under copyright even when edited. Posting this item in whole or in part on the Internet in any form is strictly prohibited and is a violation of the Digital Millennium Copyright Act (DMCA).

Please be fair and don't share! If you are not the original purchaser of this file, please visit my store to purchase a copy. [Kinder-Resources.com](https://www.Kinder-Resources.com)

let's connect!



[Kinder-Resources.com](https://www.Kinder-Resources.com)



facebook.com/inmyworldlavinipop



instagram.com/lavinipop_kinder_resources



pinterest.com/lavinipop

Introduction

These worksheets give students the practice they need to correctly form both uppercase and lowercase letters while reinforcing sound to letter connections. Perfect for Kindergarten, the simple layout allows children to work independently while building strong handwriting and phonics foundations.

What's Included

- A–Z worksheets (one per letter)
- Uppercase and lowercase finger tracing with sound cue
- Tracing practice on handwriting lines
- Independent writing space for extra practice
- Mouth formation cues for every letter

How to Use

- Finger Trace & Say: Students begin by tracing the large model letters with their finger while saying the letter name.
- Trace: Students trace uppercase and lowercase dotted letters on handwriting lines.
- Write: Students write the letters independently on the blank lines.

Skills Covered



- Correct uppercase and lowercase letter formation
- Letter recognition and handwriting fluency
- Sound to letter connection with articulation cues
- Fine motor control and writing stamina

Why This Resource Works

- Science of Reading aligned: sound → letter → print
- Independent practice: no-prep, clear, predictable instructions
- Versatile: use in literacy centers, morning work, homework, or intervention groups
- Developmentally appropriate: handwriting lines support proper size, spacing, and placement

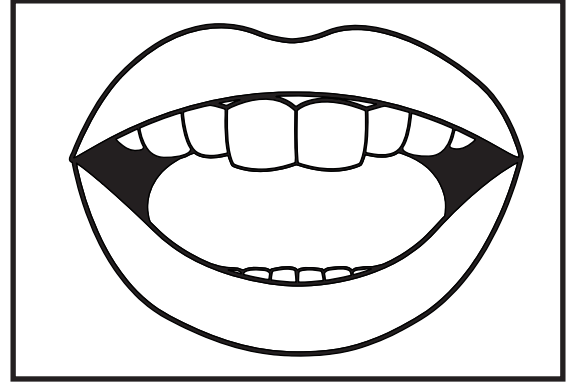
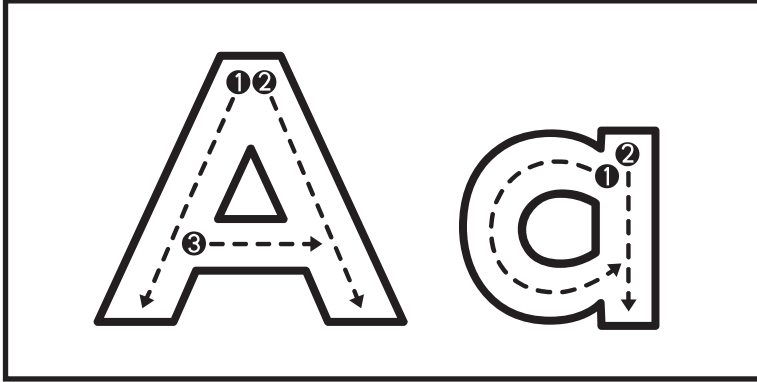
Happy Teaching :)

Name: _____



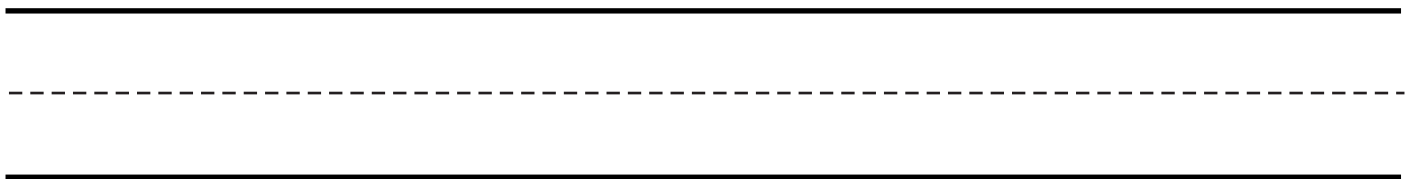
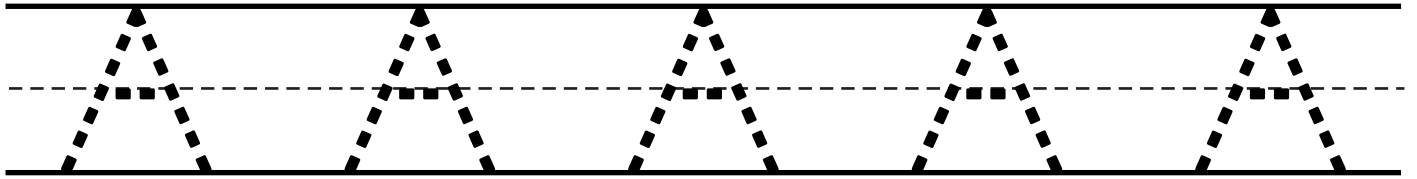
Finger Trace and Say

Finger trace the letters. Say their names.


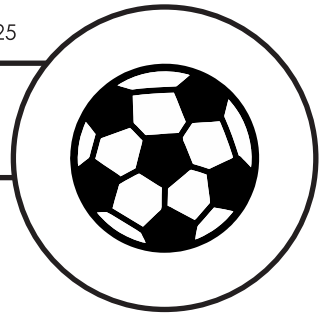


Trace and Write

Trace the dotted letters on the lines. Write the letters on the blank lines.

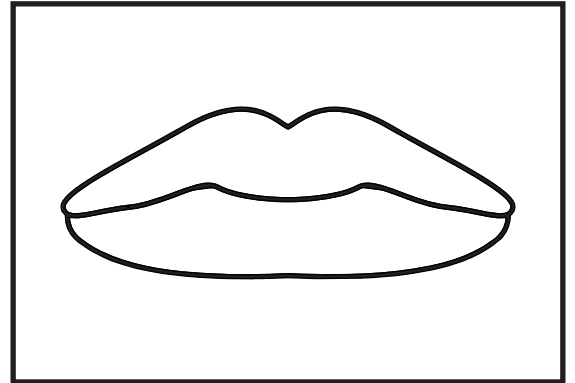
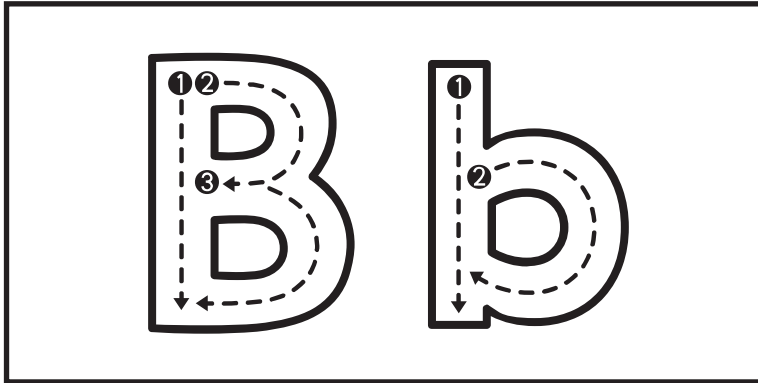


Name: _____



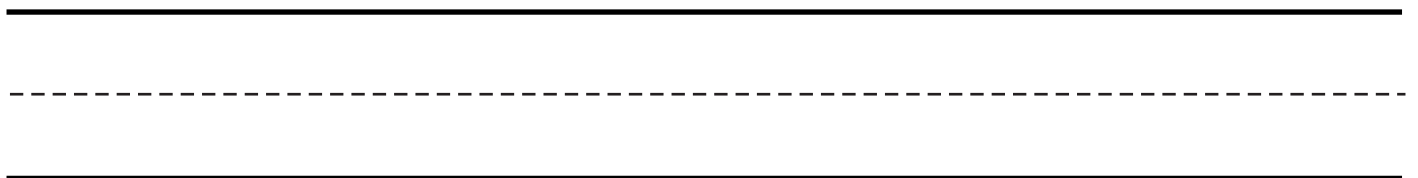
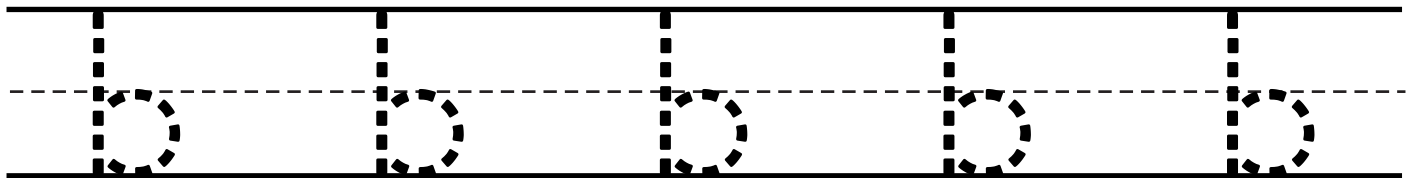
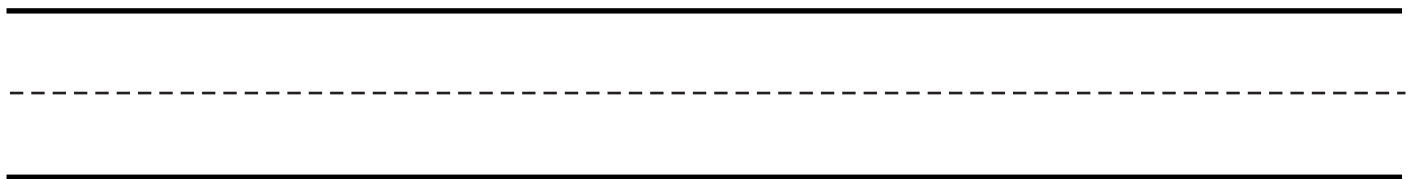
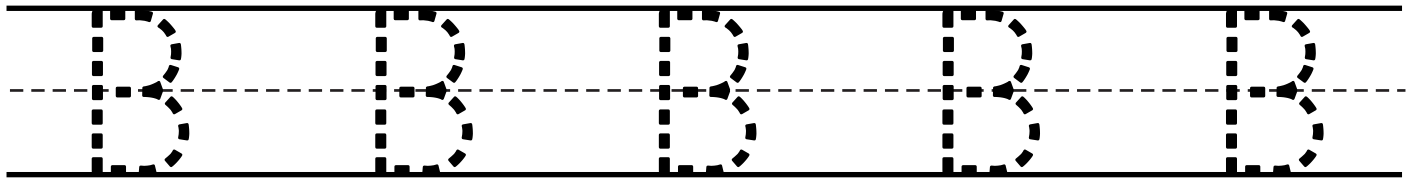
Finger Trace and Say

Finger trace the letters. Say their names.





Trace and Write

Trace the dotted letters on the lines. Write the letters on the blank lines.



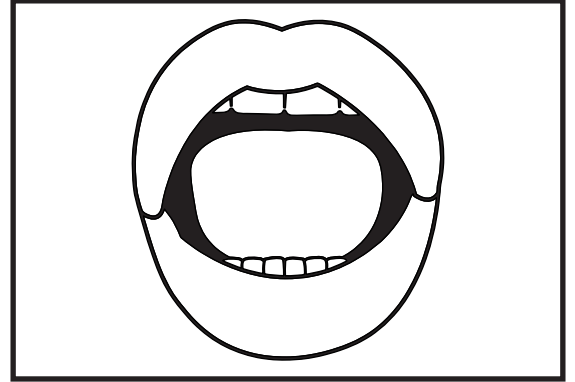
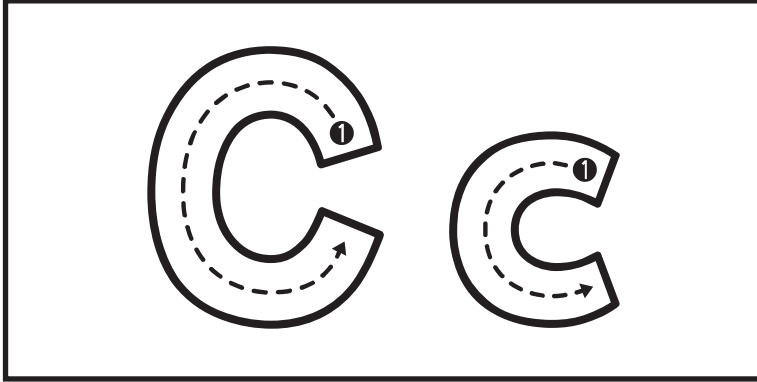
Name: _____

Letter Tracing & Writing by Lavinia Pop © 2025



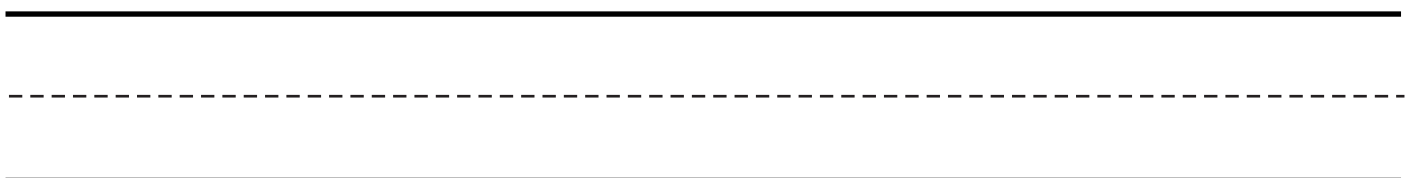
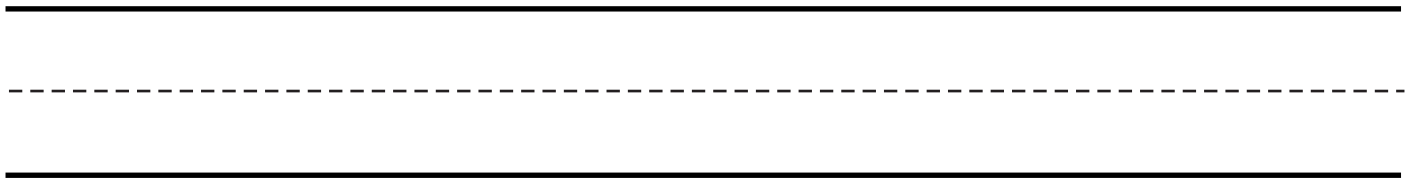
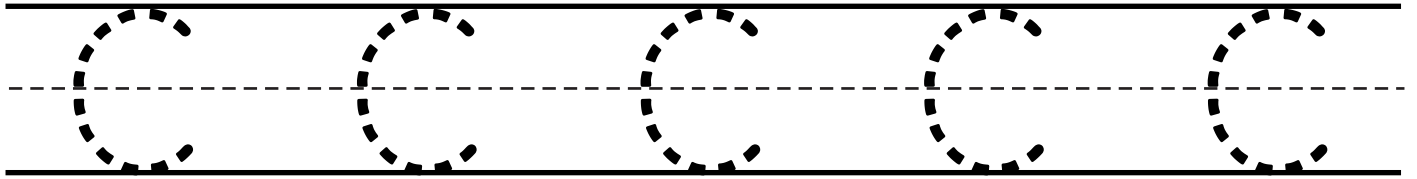
Finger Trace and Say

Finger trace the letters. Say their names.





Trace and Write

Trace the dotted letters on the lines. Write the letters on the blank lines.

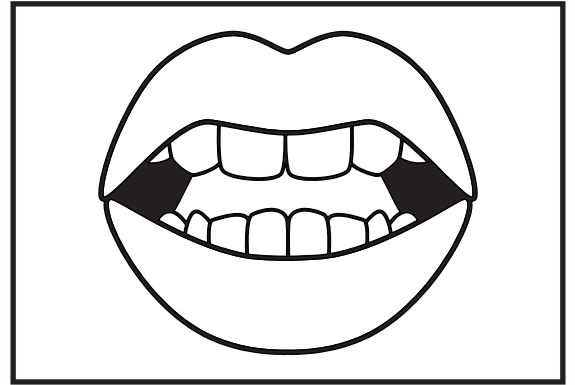
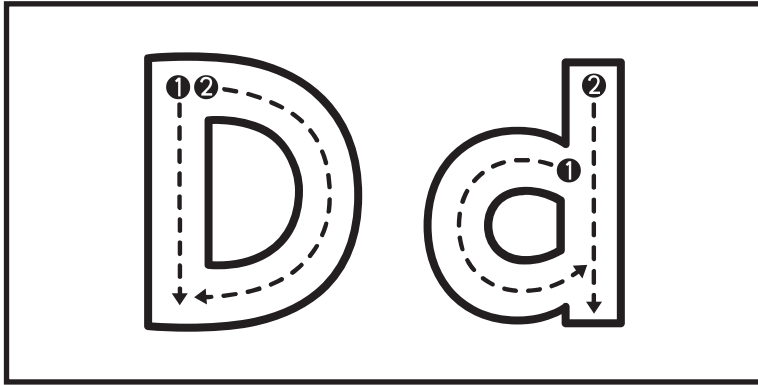


Name: _____



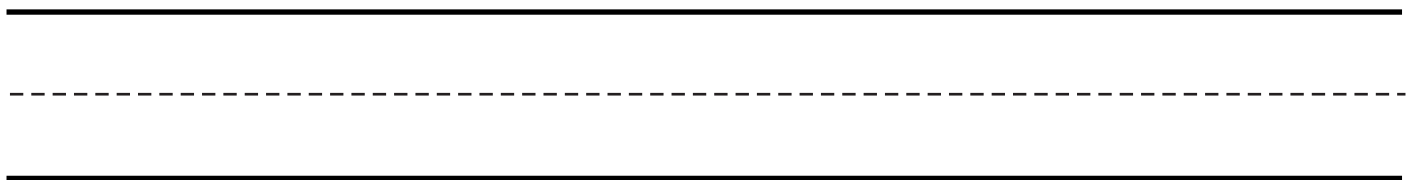
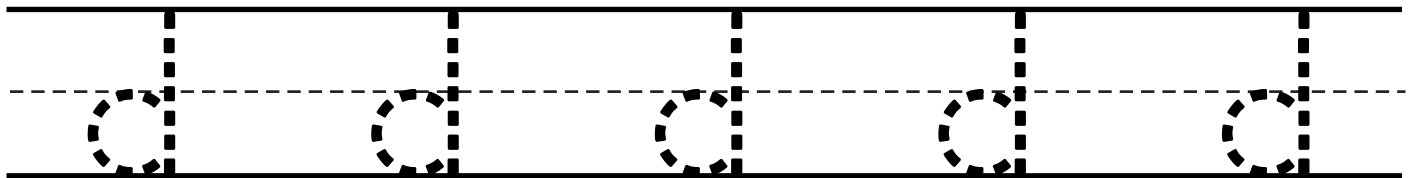
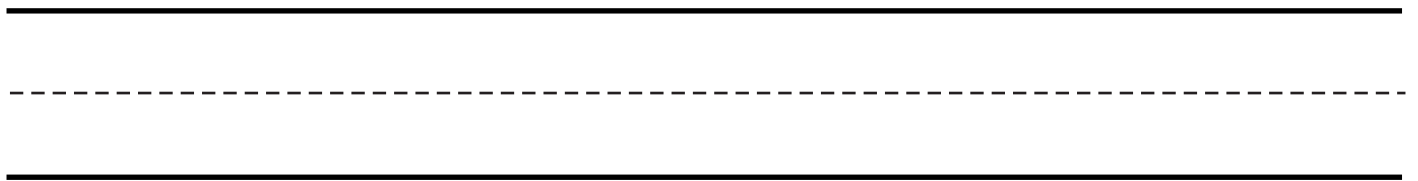
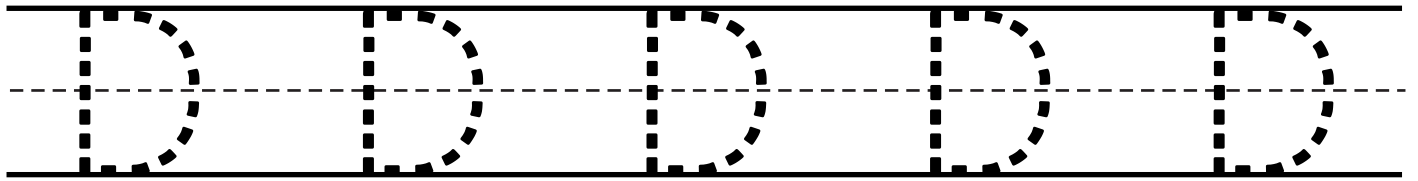
Finger Trace and Say

Finger trace the letters. Say their names.

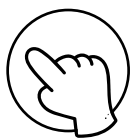
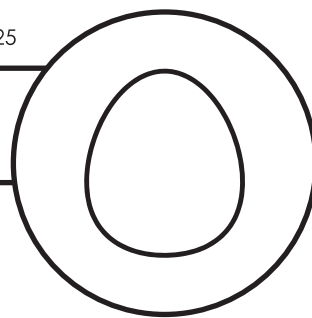


Trace and Write

Trace the dotted letters on the lines. Write the letters on the blank lines.

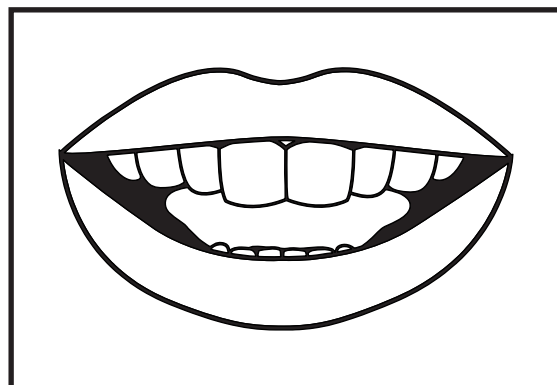
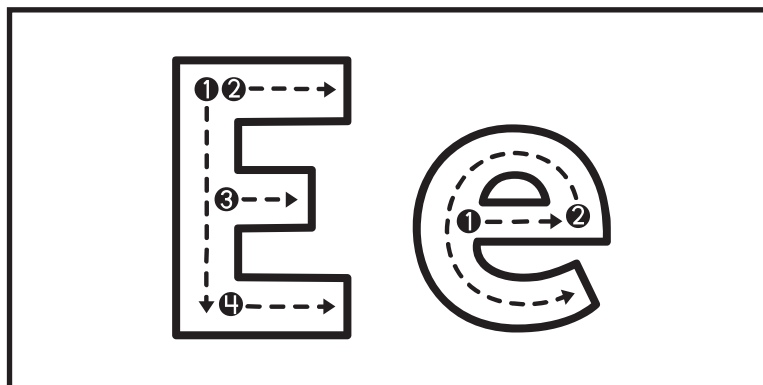


Name: _____



Finger Trace and Say

Finger trace the letters. Say their names.



Trace and Write

Trace the dotted letters on the lines. Write the letters on the blank lines.

