


PHONICS

SCIENCE OF READING ALIGNED

ALPHABET WORKSHEETS

A-Z Sound to Letter Practice | Tracing | Initial Sounds



Lavinia Pop

Thank you for downloading this product; I hope you will enjoy using it and that it will be a valuable resource for you! I value your feedback, so please don't hesitate to contact me if you have any concerns whatsoever as I will endeavour to address them. And if you like what I've done, please let me know by leaving feedback at my online store :)

Lavinia

lavinia@kinder-resources.com

ILLUSTRATIONS Kari Bolt, Erin Colleen Design, Little Red, Whimsy Clips, PartyHead Graphics, Ramona Majdis, Zip-a-Dee-doo-dah-Designs, Bunny on a Cloud, Krista Wallden - Creative Clips, Creating4 the Classroom, Rainbow Sprinkle Studio - Sasha Mitten, First Class Clipart, ClipArtisan, Muggy Studio

[teacherspayteachers.com/Store/Kari-Bolt](https://www.teacherspayteachers.com/Store/Kari-Bolt) [teacherspayteachers.com/Store/Erin-Colleen-Design](https://www.teacherspayteachers.com/Store/Erin-Colleen-Design)
[teacherspayteachers.com/Store/Littlered](https://www.teacherspayteachers.com/Store/Littlered) [teacherspayteachers.com/Store/Whimsy-Clips](https://www.teacherspayteachers.com/Store/Whimsy-Clips) [teacherspayteachers.com/Store/Partyhead-Graphics](https://www.teacherspayteachers.com/Store/Partyhead-Graphics)
[teacherspayteachers.com/Store/Ramona-Majdis](https://www.teacherspayteachers.com/Store/Ramona-Majdis) [teacherspayteachers.com/Store/Zip-a-dee-doo-dah-Designs](https://www.teacherspayteachers.com/Store/Zip-a-dee-doo-dah-Designs)
[teacherspayteachers.com/Store/Bunny-On-A-Cloud](https://www.teacherspayteachers.com/Store/Bunny-On-A-Cloud) [teacherspayteachers.com/Store/Krista-Wallden-Creative-Clips](https://www.teacherspayteachers.com/Store/Krista-Wallden-Creative-Clips)
[teacherspayteachers.com/Store/Creating4-The-Classroom](https://www.teacherspayteachers.com/Store/Creating4-The-Classroom) [teacherspayteachers.com/Store/Rainbow-Sprinkle-Studio-Sasha-Mitten](https://www.teacherspayteachers.com/Store/Rainbow-Sprinkle-Studio-Sasha-Mitten)
[teacherspayteachers.com/Store/First-Class-Clipart](https://www.teacherspayteachers.com/Store/First-Class-Clipart) [etsy.com/au/shop/ClipArtisan](https://www.etsy.com/au/shop/ClipArtisan) [teacherspayteachers.com/Store/Muggy-Studio](https://www.teacherspayteachers.com/Store/Muggy-Studio)

This packet contains Images used under license from Shutterstock.com

FONTS [schoolfonts.com.au](https://www.schoolfonts.com.au) [teacherspayteachers.com/Store/Kimberly-Geswein-Fonts](https://www.teacherspayteachers.com/Store/Kimberly-Geswein-Fonts)
[teacherspayteachers.com/Store/Ramonam-Graphics](https://www.teacherspayteachers.com/Store/Ramonam-Graphics)

PRINTING TIP This resource has been designed for printing on A4-sized paper. If you are printing on a different size, select "shrink to printable area" or "print to fit page" (or a similar option) in order for the contents of this unit to print correctly.

Copyright © 2025 by Lavinia Pop - All rights reserved by author.

Purchase of this item entitles the purchaser the right to reproduce the pages for personal and classroom use. Duplication for other classes, an entire school or commercial purposes is strictly prohibited without written permission from the author. Minor editing is permitted only for personal use, however the document remains under copyright even when edited. Posting this item in whole or in part on the Internet in any form is strictly prohibited and is a violation of the Digital Millennium Copyright Act (DMCA).

Please be fair and don't share! If you are not the original purchaser of this file, please visit my store to purchase a copy. [Kinder-Resources.com](https://www.Kinder-Resources.com)

let's connect!



[Kinder-Resources.com](https://www.Kinder-Resources.com)



facebook.com/inmyworldlavinipop



instagram.com/lavinipop_kinder_resources



pinterest.com/lavinipop

Introduction

This set of 26 worksheets provides systematic, sound-to-letter practice for every letter of the alphabet. Designed for Kindergarten and early learners, each page helps children connect phonemes (sounds) to graphemes (letters) through engaging, independent activities.

What's Included

- One worksheet per letter (A–Z)
- Anchor keyword image for each sound (e.g., apple for A, ball for B)
- Uppercase and lowercase tracing practice
- Mouth formation icon to support articulation and sound awareness
- Picture grid activity: Students color only the pictures that begin with the target sound
- Carefully chosen distractors to strengthen sound discrimination
- Special note for Letter X: The worksheet focuses on the /ks/ sound in final position (as in box, fox, six), reflecting the most common and decodable use of X

How to Use

- Introduce each new sound with the anchor image and mouth formation cue
- Have students trace the letters to build fine motor and handwriting skills
- Use the picture grid for independent practice: children identify and color the pictures that begin with the target sound
- Add to literacy centers, morning tubs, independent seatwork, or homework
- Ideal for small group reinforcement or whole-class phonics review

Skills Covered

- Phonemic Awareness: Identifying initial sounds in words
- Phonics: Connecting sounds to their written letters
- Automaticity: Building instant recognition of letter-sound correspondences
- Fine Motor Skills: Tracing, coloring, and pencil control


Why This Resource Works

- Consistent format across all letters — once children know the routine, they can work independently
- Simple, predictable tasks reduce teacher prep and maximize student success
- Science of Reading aligned: sound first, then letter, then application
- Engaging and hands-on: children enjoy coloring and tracing while practicing essential phonics skills

Happy Teaching :)


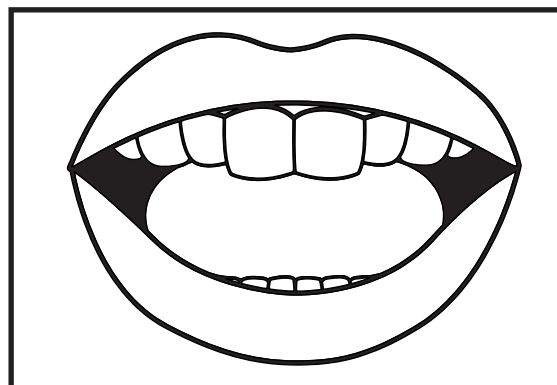
Name: _____

Sound to Letter by Lavinia Pop © 2025



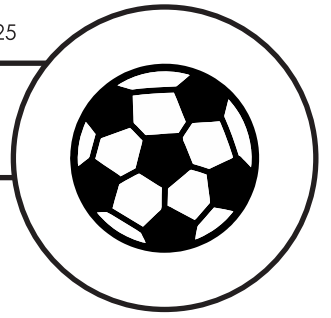
Sound to Letter: Aa

Trace the letters. Color the pictures that begin with /ă/.



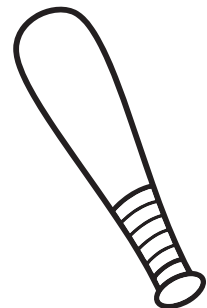


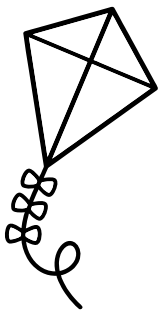


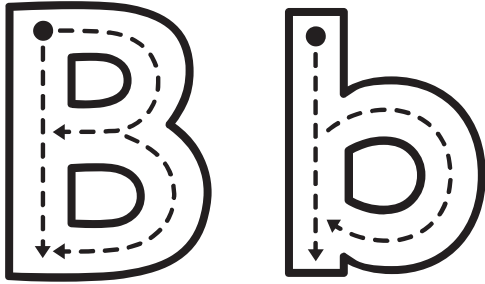
Name: _____

Sound to Letter by Lavinia Pop © 2025




Sound to Letter: Bb

Trace the letters. Color the pictures that begin with /b/.



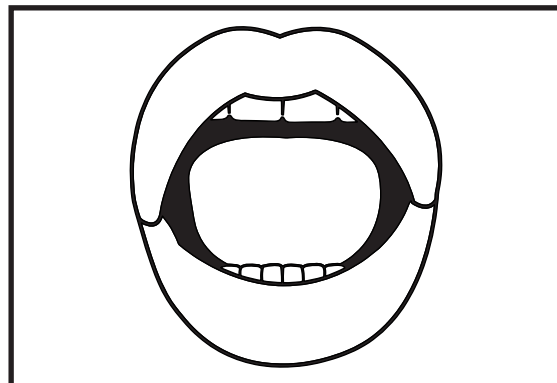
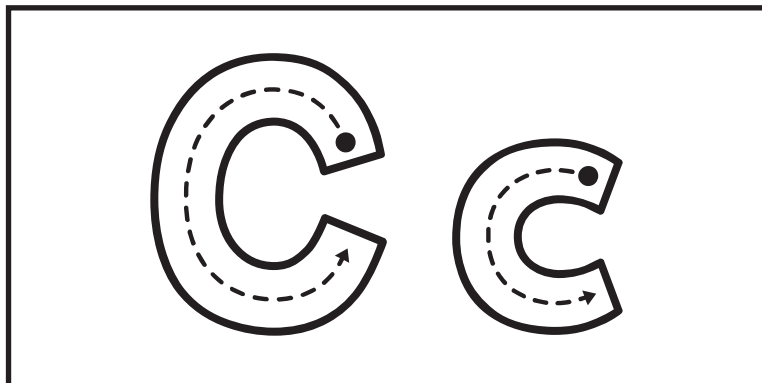
Name: _____

Sound to Letter by Lavinia Pop © 2025




Sound to Letter: Cc

Trace the letters. Color the pictures that begin with /k/.





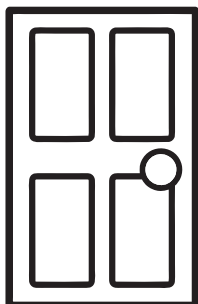
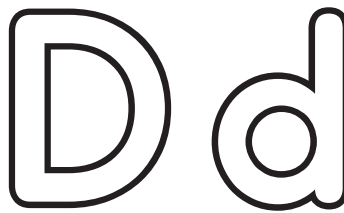
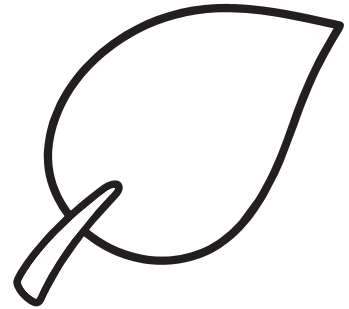


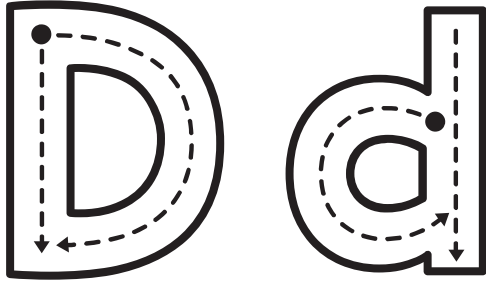
Name: _____

Sound to Letter by Lavinia Pop © 2025



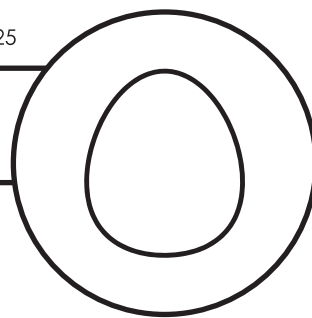
Sound to Letter: Dd

Trace the letters. Color the pictures that begin with /d/.



Name: _____

Sound to Letter by Lavinia Pop © 2025



Sound to Letter: Ee

Trace the letters. Color the pictures that begin with /ě/.

