
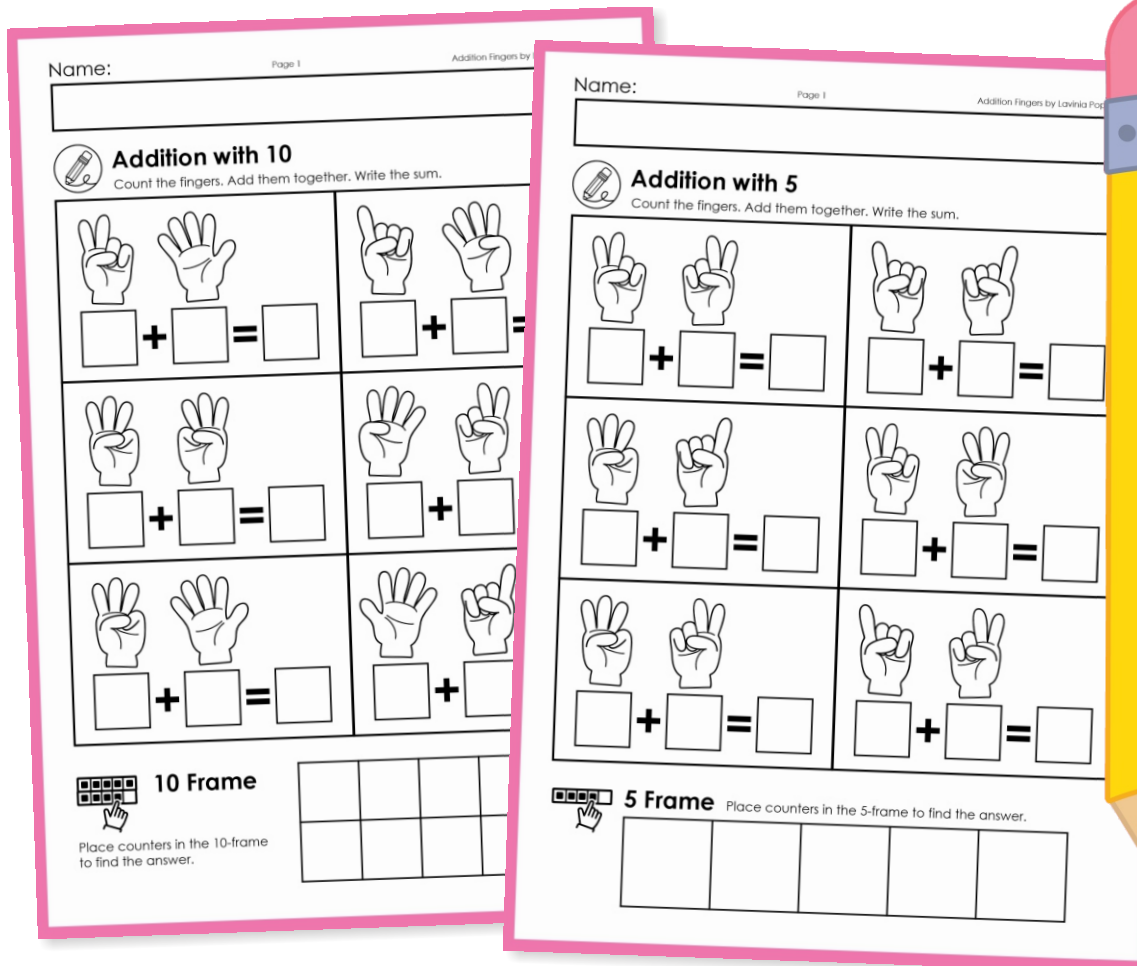


finger addition WORKSHEETS

WITHIN
5 & 10

20 Printable Worksheets | 5-Frame & 10-Frame Support



Lavinia Pop

Thank you for downloading this product; I hope you will enjoy using it and that it will be a valuable resource for you! I value your feedback, so please don't hesitate to contact me if you have any concerns whatsoever as I will endeavour to address them. And if you like what I've done, please let me know by leaving feedback at my online store :)

Lavinia

lavinia@kinder-resources.com

ILLUSTRATIONS Kari Bolt, Erin Colleen Design, Little Red, Whimsy Clips, PartyHead Graphics, Ramona Majdis, Zip-a-Dee-doo-dah-Designs, Bunny on a Cloud, Krista Wallden - Creative Clips, Creating4 the Classroom, Rainbow Sprinkle Studio - Sasha Mitten, First Class Clipart, ClipArtisan, Muggy Studio

[teacherspayteachers.com/Store/Kari-Bolt](https://www.teacherspayteachers.com/Store/Kari-Bolt) [teacherspayteachers.com/Store/Erin-Colleen-Design](https://www.teacherspayteachers.com/Store/Erin-Colleen-Design)
[teacherspayteachers.com/Store/Littlered](https://www.teacherspayteachers.com/Store/Littlered) [teacherspayteachers.com/Store/Whimsy-Clips](https://www.teacherspayteachers.com/Store/Whimsy-Clips) [teacherspayteachers.com/Store/Partyhead-Graphics](https://www.teacherspayteachers.com/Store/Partyhead-Graphics)
[teacherspayteachers.com/Store/Ramona-Majdis](https://www.teacherspayteachers.com/Store/Ramona-Majdis) [teacherspayteachers.com/Store/Zip-a-dee-doo-dah-Designs](https://www.teacherspayteachers.com/Store/Zip-a-dee-doo-dah-Designs)
[teacherspayteachers.com/Store/Bunny-On-A-Cloud](https://www.teacherspayteachers.com/Store/Bunny-On-A-Cloud) [teacherspayteachers.com/Store/Krista-Wallden-Creative-Clips](https://www.teacherspayteachers.com/Store/Krista-Wallden-Creative-Clips)
[teacherspayteachers.com/Store/Creating4-The-Classroom](https://www.teacherspayteachers.com/Store/Creating4-The-Classroom) [teacherspayteachers.com/Store/Rainbow-Sprinkle-Studio-Sasha-Mitten](https://www.teacherspayteachers.com/Store/Rainbow-Sprinkle-Studio-Sasha-Mitten)
[teacherspayteachers.com/Store/First-Class-Clipart](https://www.teacherspayteachers.com/Store/First-Class-Clipart) [etsy.com/au/shop/ClipArtisan](https://www.etsy.com/au/shop/ClipArtisan) [teacherspayteachers.com/Store/Muggy-Studio](https://www.teacherspayteachers.com/Store/Muggy-Studio)

This packet contains Images used under license from Shutterstock.com

FONTS [schoolfonts.com.au](https://www.schoolfonts.com.au) [teacherspayteachers.com/Store/Kimberly-Geswein-Fonts](https://www.teacherspayteachers.com/Store/Kimberly-Geswein-Fonts)
[teacherspayteachers.com/Store/Ramonam-Graphics](https://www.teacherspayteachers.com/Store/Ramonam-Graphics)

PRINTING TIP This resource has been designed for printing on A4-sized paper. If you are printing on a different size, select "shrink to printable area" or "print to fit page" (or a similar option) in order for the contents of this unit to print correctly.

Copyright © 2025 by Lavinia Pop - All rights reserved by author.

Purchase of this item entitles the purchaser the right to reproduce the pages for personal and classroom use. Duplication for other classes, an entire school or commercial purposes is strictly prohibited without written permission from the author. Minor editing is permitted only for personal use, however the document remains under copyright even when edited. Posting this item in whole or in part on the Internet in any form is strictly prohibited and is a violation of the Digital Millennium Copyright Act (DMCA).

Please be fair and don't share! If you are not the original purchaser of this file, please visit my store to purchase a copy. [Kinder-Resources.com](https://www.Kinder-Resources.com)

let's connect!



[Kinder-Resources.com](https://www.Kinder-Resources.com)



facebook.com/inmyworldlavinipop



instagram.com/lavinipop_kinder_resources



pinterest.com/lavinipop

Introduction

The Finger Addition Worksheets are designed to give students hands-on, visual practice with addition facts using fingers as concrete models. Because children naturally count on their fingers, these worksheets provide a meaningful bridge between real-world counting and abstract number sentences.

What's Included:

- Addition within 5 → 5 worksheets
- Missing Addend within 5 → 5 worksheets
- Addition within 10 → 5 worksheets
- Missing Addend within 10 → 5 worksheets

Total: **20 worksheets** for focused addition practice.

How to Use

1. **Count the fingers:** Students begin by looking at the finger images to identify each number.
2. **Solve the equation:** They add the numbers together and write the sum in the answer box.
3. **Fill in the missing number:** On “missing addend” pages, children complete the equation by finding the number that makes the sentence true.
4. **Use the frames for support:** The bottom of each page includes a 5-frame (for sums within 5) or 10-frame (for sums within 10). Students use counters to help them solve.

Skills Covered

- Addition facts within 5 and 10
- Number bonds
- Missing addends
- Visualizing equations with fingers and frames
- Building number sense and early problem-solving strategies

Why You'll Love This Resource:

- Use the within 5 pages first to build confidence, then progress to within 10 for more challenge.
- Print pages as worksheets or staple into an addition practice booklet.
- Laminate a few pages to use in math centers with dry-erase markers.
- Pair with manipulatives like counters or cubes for extra hands-on support.
- Great for morning work, homework, small groups, or early finishers.













Happy Teaching :)

Name: _____



Addition with 5

Count the fingers. Add them together. Write the sum.

  $\square + \square = \square$	  $\square + \square = \square$
  $\square + \square = \square$	  $\square + \square = \square$
  $\square + \square = \square$	  $\square + \square = \square$



5 Frame

Place counters in the 5-frame to find the answer.













--	--	--	--	--


Name: _____



Addition with 10

Count the fingers. Add them together. Write the sum.

  $\square + \square = \square$	  $\square + \square = \square$
  $\square + \square = \square$	  $\square + \square = \square$
  $\square + \square = \square$	  $\square + \square = \square$



10 Frame













Place counters in the 10-frame to find the answer.

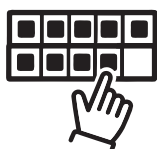
Name: _____



Missing Addend within 10

Count the fingers. Fill in the missing number to complete the equation.

 <input type="text"/> + <input type="text"/> = <input type="text"/> 	 <input type="text"/> + <input type="text"/> = <input type="text"/> 
 <input type="text"/> + <input type="text"/> = <input type="text"/> 	 <input type="text"/> + <input type="text"/> = <input type="text"/> 
 <input type="text"/> + <input type="text"/> = <input type="text"/> 	 <input type="text"/> + <input type="text"/> = <input type="text"/> 



10 Frame

Place counters in the 10-frame to find the answer.
