

Beginning Sounds Coloring



Thank you for downloading this product; I hope you will enjoy using it and that it will be a valuable resource for you! I value your feedback, so please don't hesitate to contact me if you have any concerns whatsoever as I will endeavour to address them. And if you like what I've done, please let me know by leaving feedback at my online store :)

Lavinia

lavinia@kinder-resources.com

ILLUSTRATIONS Kari Bolt, Little Red, Hidesy's Clipart, Dancing Crayon Designs, Whimsy Clips, PartyHead Graphics, Ramona Majdis, Zip-a-Dee-doo-dah-Designs, Bunny on a Cloud, Krista Wallden - Creative Clips, Creating4 the Classroom, Rainbow Sprinkle Studio - Sasha Mitten, First Class Clipart, Erin Colleen Design

teacherspayteachers.com/Store/Kari-Bolt teacherspayteachers.com/Store/Littlered teacherspayteachers.com/Store/Hidesys-Clipart
dancingcrayon.com teacherspayteachers.com/Store/Whimsy-Clips teacherspayteachers.com/Store/Partyhead-Graphics
teacherspayteachers.com/Store/Ramona-Majdis teacherspayteachers.com/Store/Zip-a-dee-doo-dah-Designs
teacherspayteachers.com/Store/Bunny-On-A-Cloud teacherspayteachers.com/Store/Krista-Wallden-Creative-Clips
teacherspayteachers.com/Store/Creating4-The-Classroom teacherspayteachers.com/Store/Rainbow-Sprinkle-Studio-Sasha-Mitten
teacherspayteachers.com/Store/First-Class-Clipart teacherspayteachers.com/Store/Erin-Colleen-Design

This packet contains Images used under license from Shutterstock.com

FONTS schoolfonts.com.au teacherspayteachers.com/Store/Kimberly-Geswein-Fonts
teacherspayteachers.com/Store/Ramonam-Graphics

PRINTING TIP This resource has been designed for printing on A4-sized paper. If you are printing on a different size, select "shrink to printable area" or "print to fit page" (or a similar option) in order for the contents of this unit to print correctly.

Copyright © 2023 by Lavinia Pop - All rights reserved by author.

Purchase of this item entitles the purchaser the right to reproduce the pages for personal and classroom use. Duplication for other classes, an entire school or commercial purposes is strictly prohibited without written permission from the author. Minor editing is permitted only for personal use, however the document remains under copyright even when edited. Posting this item in whole or in part on the Internet in any form is strictly prohibited and is a violation of the Digital Millennium Copyright Act (DMCA).

Please be fair and don't share! If you are not the original purchaser of this file, please visit my store to purchase a copy. Kinder-Resources.com

let's connect!



Kinder-Resources.com



facebook.com/inmyworldlavinia



instagram.com/inmyworld_lavinia



pinterest.com/lavinia

Introduction

Introduce beginning sounds the simple way with fun, blackline coloring pages that build letter recognition and phonemic awareness. Each letter of the alphabet includes uppercase and lowercase pages in two versions so you can differentiate with ease:

- **With distractors:** a mix of correct and incorrect pictures so students must think, identify, and color only the pictures that begin with the focus letter.
- **All-correct version:** every picture begins with the focus letter for extra support and confidence building.

What's Included

- A–Z uppercase pages with traceable letter models and a large “bubble” letter filled with picture cues
- a–z lowercase pages with traceable letter models and a large “bubble” letter filled with picture cues
- Two versions for every letter:
 - Challenge (includes a few pictures that do not start with the focus sound)
 - Support (no wrong answers; all pictures match the focus sound)
- Blackline/ink-friendly printables designed for crayons, markers, or dot markers

How to Use

1. Teach & model the letter name and sound. Say each picture aloud and stretch the beginning sound.
2. Trace the letters at the top for handwriting practice.
3. Color the pictures that begin with the focus sound (use the all-correct version for beginners).
4. Differentiate quickly:
 - Use All-correct for pre-readers, English learners, or independent centers.
 - Use With distractors for small-group practice, assessment, or early-finishers who need a challenge.
5. Extend the learning: have students circle, underline, or label pictures, count how many start with the sound, sort pictures by yes/no, or highlight the focus letter in the page title.

Perfect For

- Literacy centers, morning work, and tubs
- Small-group phonics lessons and intervention
- Take-home practice and homework
- Sub plans and quick assessments

Educational Benefits

- Builds phonemic awareness (isolating and identifying initial sounds)
- Strengthens letter–sound correspondence and alphabet knowledge
- Develops fine-motor and visual discrimination skills
- Supports vocabulary and oral language as students name and discuss pictures
- Easy differentiation with two versions for every letter (gradual release from support to challenge)

Teacher Notes

- Pair with magnetic letters, picture cards, or a sound wall to reinforce instruction.
- Use colored pencils or highlighters to color-code correct vs. incorrect pictures on the distractor version.

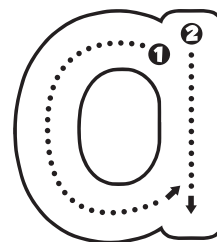
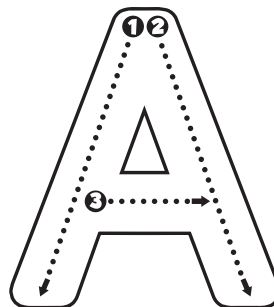
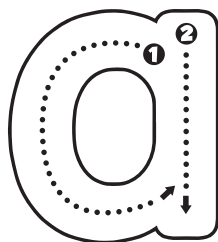
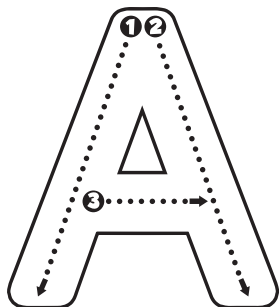
Happy teaching! :)

Name: _____



Beginning Sounds

Trace the letters. Color the pictures that start with the A sound.




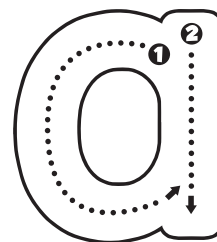
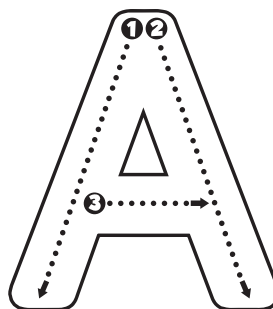
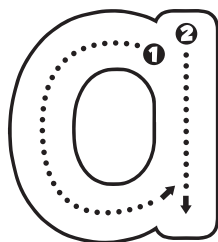
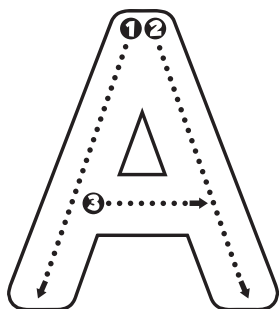
Name: _____

Preschool Letter A Lavinia Pop © 2023



Beginning Sounds

Trace the letters. Color the pictures that start with the A sound.




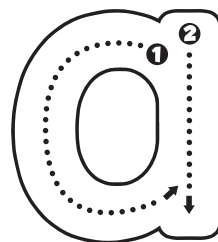
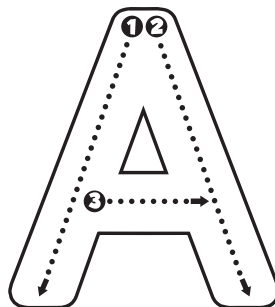
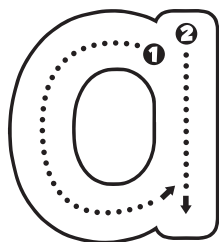
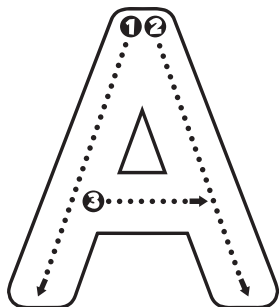
Name: _____

Preschool Letter A Lavinia Pop © 2023



Beginning Sounds

Trace the letters. Color the pictures that start with the A sound.


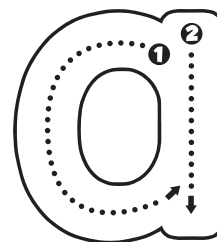
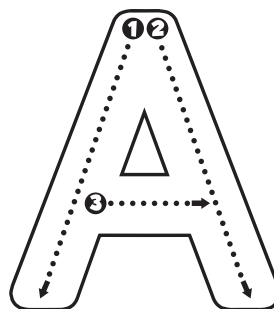
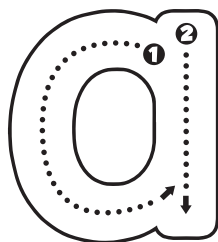
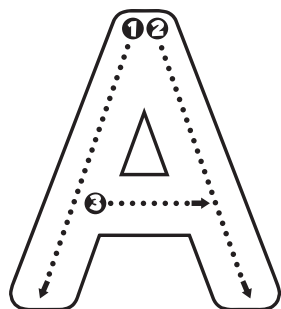


Name: _____



Beginning Sounds

Trace the letters. Color the pictures that start with the A sound.

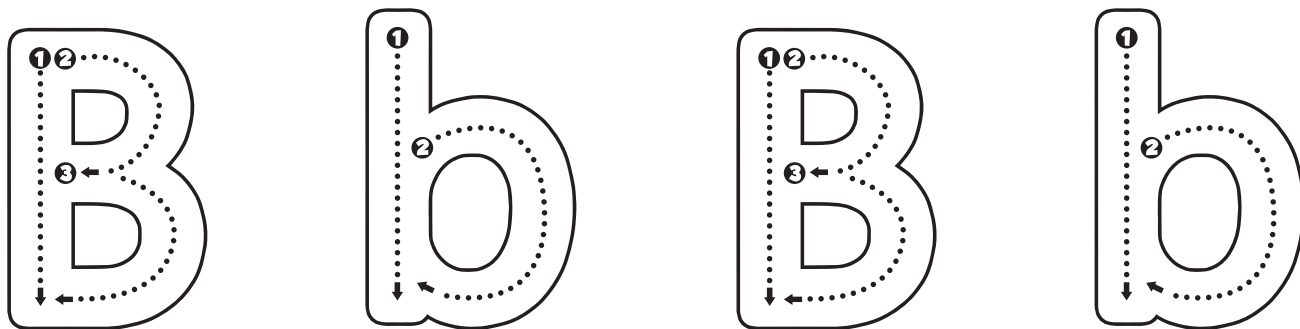


Name: _____



Beginning Sounds

Trace the letters. Color the pictures that start with the B sound.

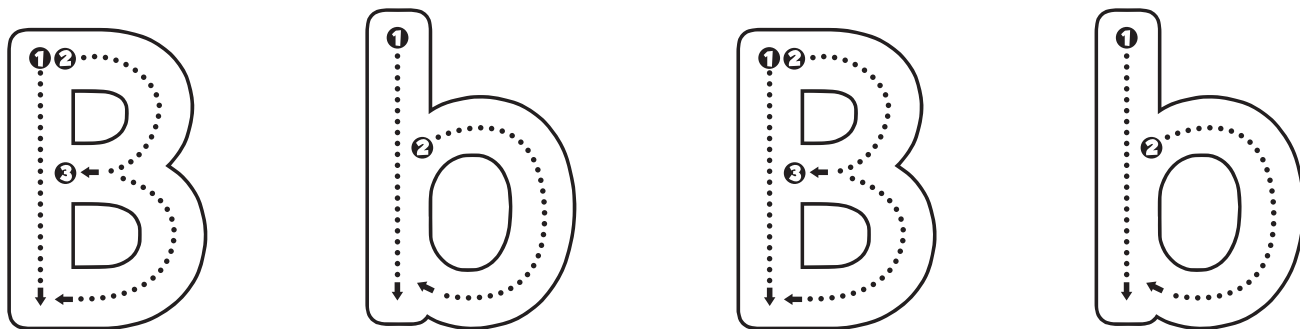


Name: _____



Beginning Sounds

Trace the letters. Color the pictures that start with the b sound.

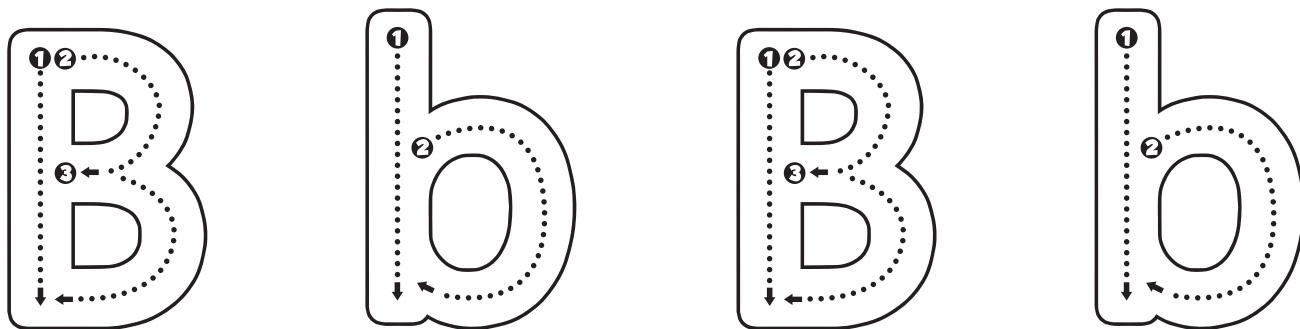


Name: _____



Beginning Sounds

Trace the letters. Color the pictures that start with the B sound.

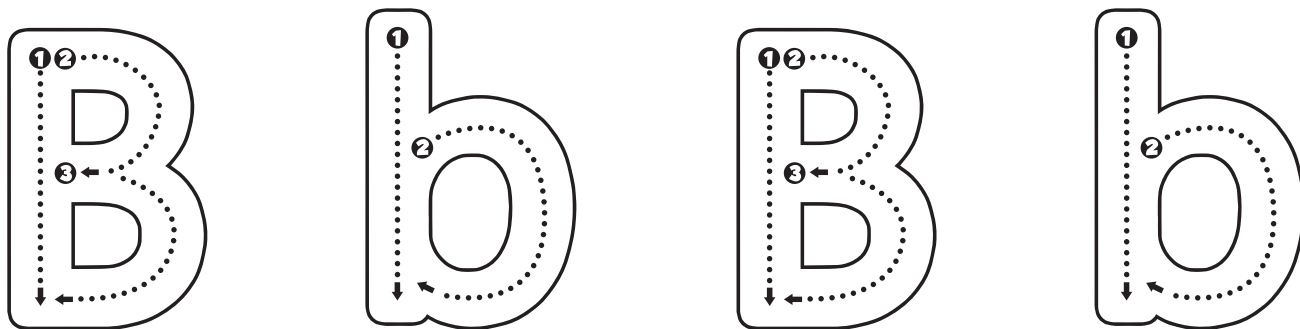


Name: _____



Beginning Sounds

Trace the letters. Color the pictures that start with the b sound.




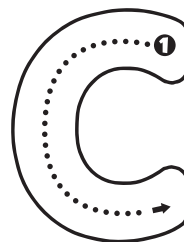
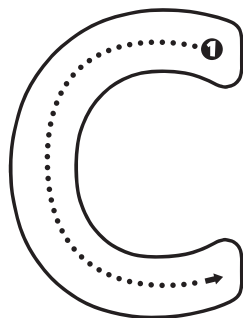
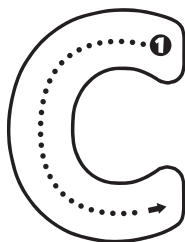
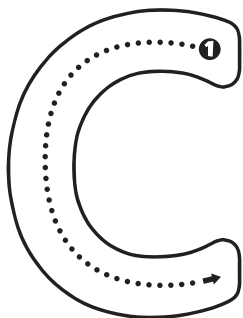
Name:

Preschool Letter C Lavinia Pop © 2023



Beginning Sounds

Trace the letters. Color the pictures that start with the C sound.




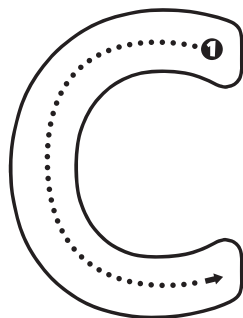
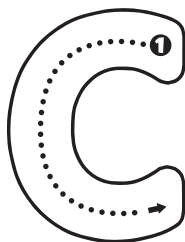
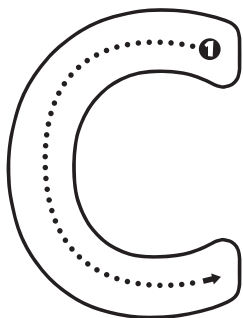
Name:

Preschool Letter C Lavinia Pop © 2023



Beginning Sounds

Trace the letters. Color the pictures that start with the c sound.


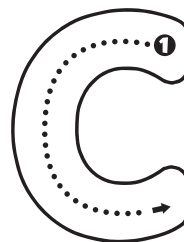
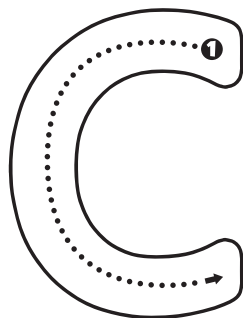
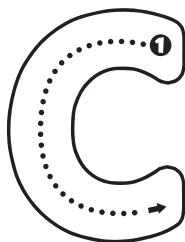
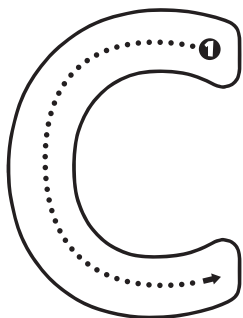


Name: _____



Beginning Sounds

Trace the letters. Color the pictures that start with the C sound.


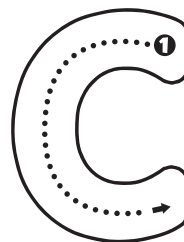
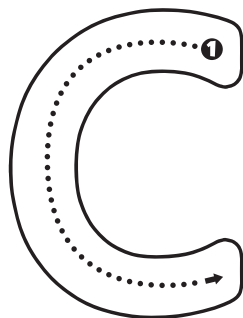
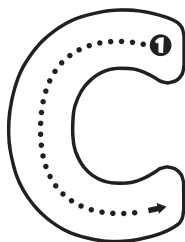
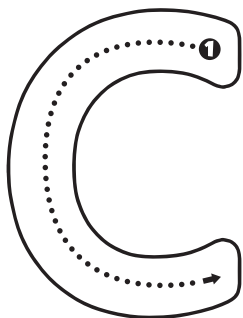


Name: _____



Beginning Sounds

Trace the letters. Color the pictures that start with the c sound.

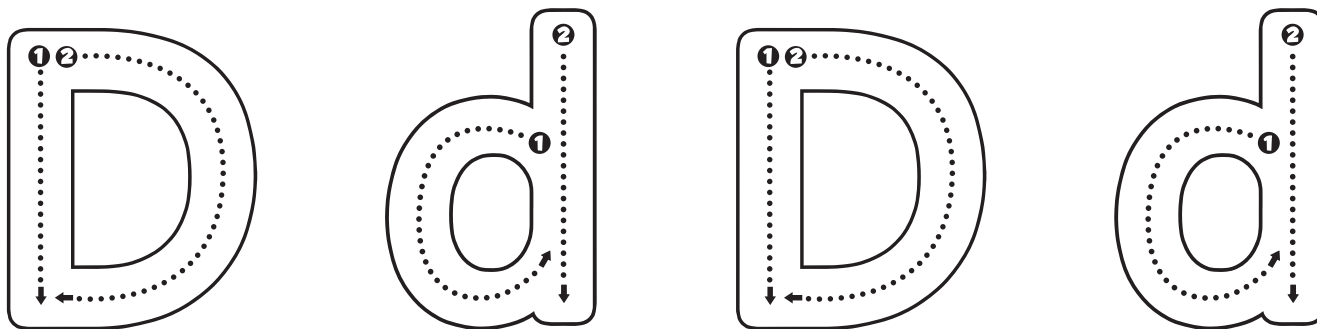


Name: _____



Beginning Sounds

Trace the letters. Color the pictures that start with the D sound.




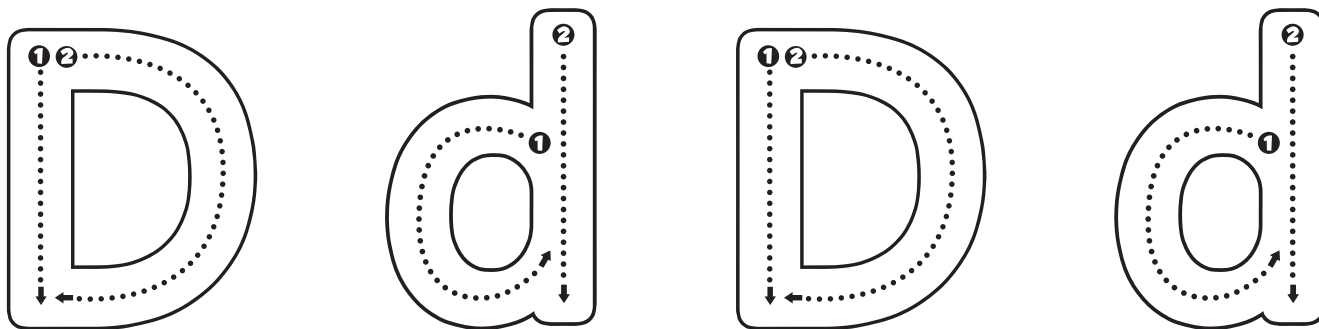
Name:

Preschool Letter D Lavinia Pop © 2023



Beginning Sounds

Trace the letters. Color the pictures that start with the d sound.


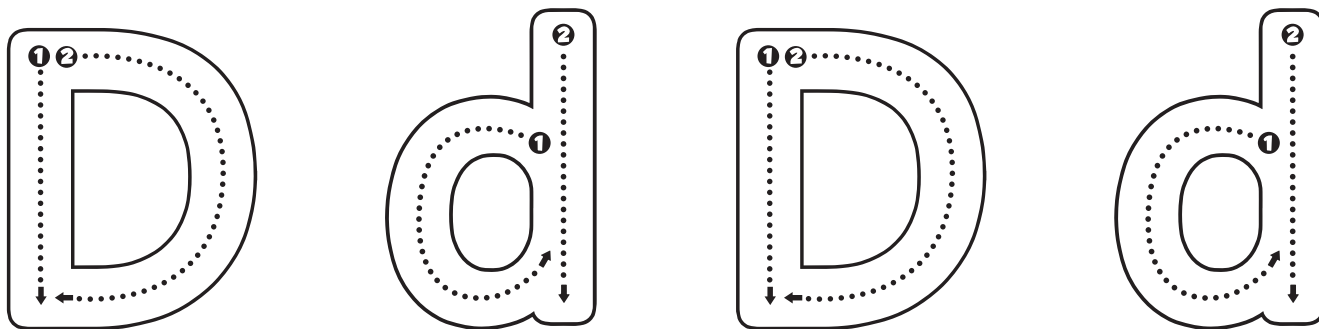


Name: _____



Beginning Sounds

Trace the letters. Color the pictures that start with the D sound.



--



Trace the letters. Color the pictures that start with the d sound.

