

ALPHABET

Q-Tip Painting Worksheets


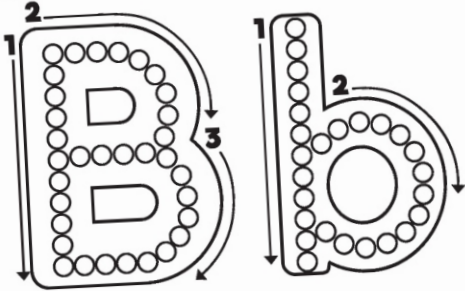


Preschool Letter B Lavinia Pop © 2023



Dot Painting

Color the picture. Use a cotton swab to fill in the dots.



butterfly


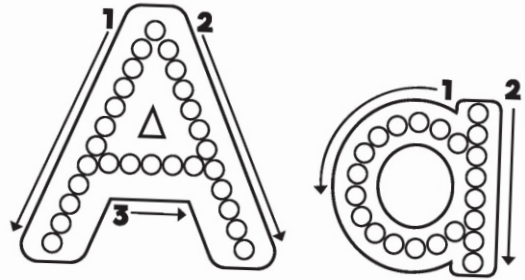
Name: _____

Preschool Letter A Lavinia Pop © 2023




Dot Painting

Color the picture. Use a cotton swab to fill in the dots.



alligator



Lavinia Pop

Thank you for downloading this product; I hope you will enjoy using it and that it will be a valuable resource for you! I value your feedback, so please don't hesitate to contact me if you have any concerns whatsoever as I will endeavour to address them. And if you like what I've done, please let me know by leaving feedback at my online store :)

Lavinia

lavinia@kinder-resources.com

ILLUSTRATIONS Kari Bolt, Little Red, Hidesy's Clipart, Dancing Crayon Designs, Whimsy Clips, PartyHead Graphics, Ramona Majdis, Zip-a-Dee-doo-dah-Designs, Bunny on a Cloud, Krista Wallden - Creative Clips, Creating4 the Classroom, Rainbow Sprinkle Studio - Sasha Mitten, First Class Clipart, Erin Colleen Design

teacherspayteachers.com/Store/Kari-Bolt teacherspayteachers.com/Store/Littlered teacherspayteachers.com/Store/Hidesys-Clipart
dancingcrayon.com teacherspayteachers.com/Store/Whimsy-Clips teacherspayteachers.com/Store/Partyhead-Graphics
teacherspayteachers.com/Store/Ramona-Majdis teacherspayteachers.com/Store/Zip-a-dee-doo-dah-Designs
teacherspayteachers.com/Store/Bunny-On-A-Cloud teacherspayteachers.com/Store/Krista-Wallden-Creative-Clips
teacherspayteachers.com/Store/Creating4-The-Classroom teacherspayteachers.com/Store/Rainbow-Sprinkle-Studio-Sasha-Mitten
teacherspayteachers.com/Store/First-Class-Clipart teacherspayteachers.com/Store/Erin-Colleen-Design

This packet contains Images used under license from Shutterstock.com

FONTS schoolfonts.com.au teacherspayteachers.com/Store/Kimberly-Geswein-Fonts
teacherspayteachers.com/Store/Ramonam-Graphics

PRINTING TIP This resource has been designed for printing on A4-sized paper. If you are printing on a different size, select "shrink to printable area" or "print to fit page" (or a similar option) in order for the contents of this unit to print correctly.

Copyright © 2023 by Lavinia Pop - All rights reserved by author.

Purchase of this item entitles the purchaser the right to reproduce the pages for personal and classroom use. Duplication for other classes, an entire school or commercial purposes is strictly prohibited without written permission from the author. Minor editing is permitted only for personal use, however the document remains under copyright even when edited. Posting this item in whole or in part on the Internet in any form is strictly prohibited and is a violation of the Digital Millennium Copyright Act (DMCA).

Please be fair and don't share! If you are not the original purchaser of this file, please visit my store to purchase a copy. Kinder-Resources.com

let's connect!



Kinder-Resources.com



facebook.com/inmyworldlavinia



instagram.com/inmyworld_lavinia



pinterest.com/lavinia

Introduction

Introduce letter recognition and fine motor skills in a fun, hands-on way with these Q-Tip Painting Alphabet Worksheets!

This set includes 26 uppercase and lowercase alphabet worksheets (A–Z) designed for preschool, pre-k, and kindergarten learners. Children will trace, paint, and color each letter while practicing beginning sounds with matching pictures.

What's Included

- 26 Q-Tip Painting Alphabet Worksheets (one for each letter A–Z)
- Uppercase and lowercase letter outlines filled with dots for painting
- Matching beginning-sound picture to reinforce phonics (e.g., A for Alligator, B for Butterfly)
- Simple word label under each picture for early reading support
- Large, clear format for easy printing and use with cotton swabs, bingo daubers, or markers

How to Use

- Use cotton swabs/Q-tips with paint to fill in the dots.
- Substitute with bingo daubers, markers, or crayons for a no-mess option.
- Perfect for literacy centers, fine motor tubs, morning work, or small group phonics practice.
- Send home for extra practice as a fun, low-prep activity.

Skills Covered

- Letter recognition (uppercase and lowercase A–Z)
- Beginning sounds/phonics through picture associations
- Fine motor development with dot painting
- Hand-eye coordination through careful placement of paint dots
- Early reading confidence with word labels under each picture

These Q-Tip Alphabet Worksheets A–Z make learning letters multisensory, engaging, and fun. Children will love dot painting while building essential early literacy and fine motor skills!

Happy Teaching :)


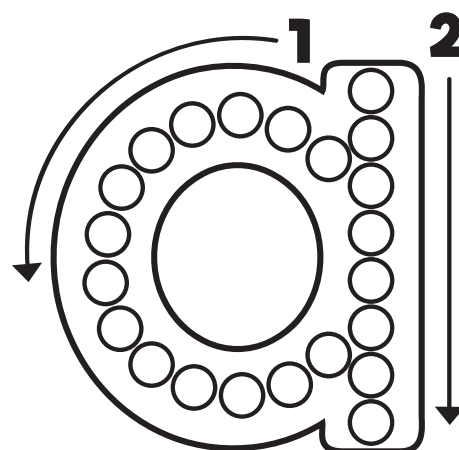
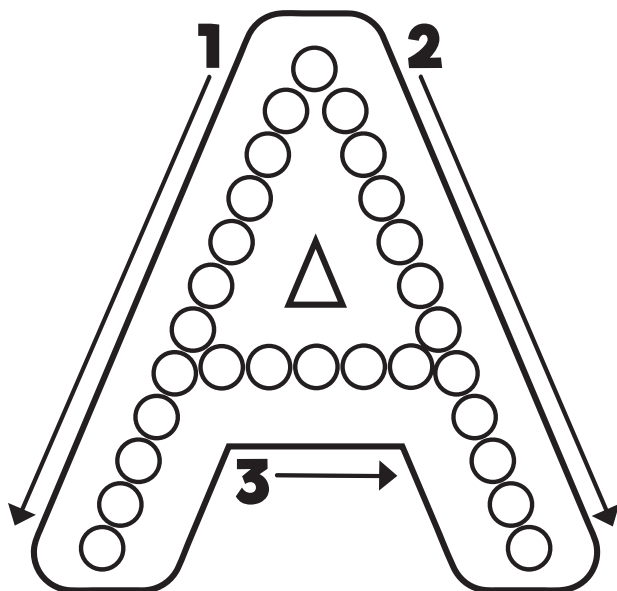
Name: _____

Preschool Letter A Lavinia Pop © 2023



Dot Painting

Color the picture. Use a cotton swab to fill in the dots.




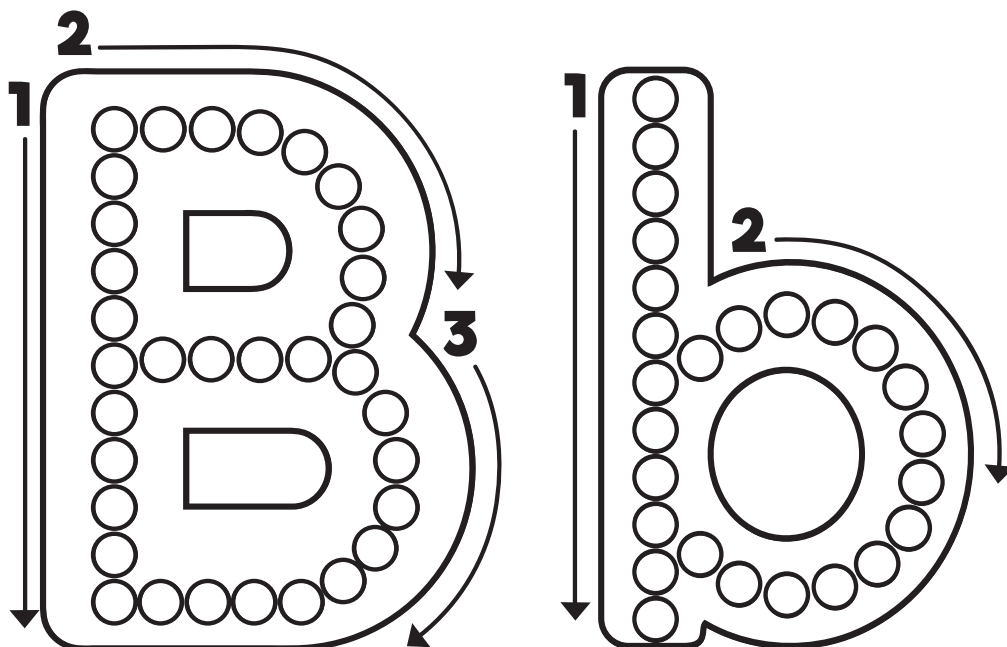
alligator

Name: _____



Dot Painting

Color the picture. Use a cotton swab to fill in the dots.




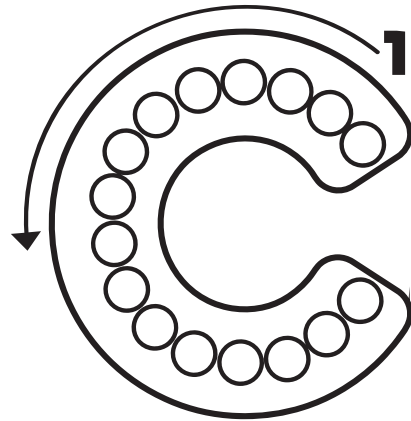
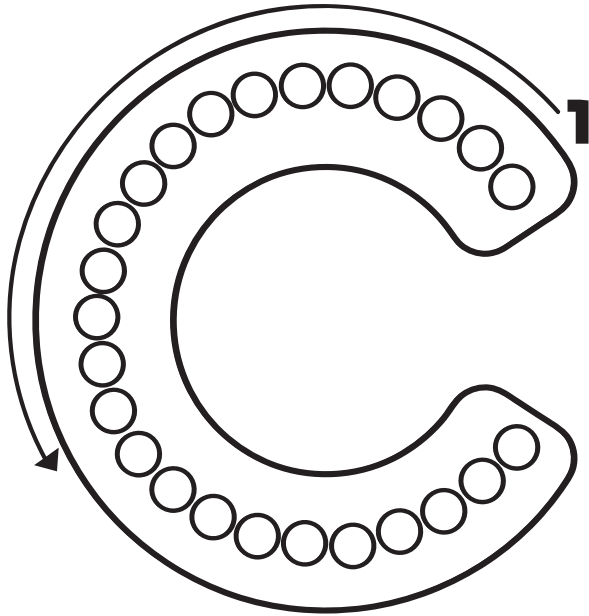
butterfly

Name: _____



Dot Painting

Color the picture. Use a cotton swab to fill in the dots.



COW