


AUTUMN

Read & Trace Readers



Look at the acorn.



Look at the scarecrow.



Look at the mushroom.



Look at the tree.



Look at the rake.

Autumn

By Lavinia Pop © 2012

look

Name

Thank you for downloading this product; I hope you will enjoy using it and that it will be a valuable resource for you! I value your feedback, so please don't hesitate to contact me if you have any concerns whatsoever as I will endeavour to address them. And if you like what I've done, please let me know by leaving feedback at my online store :)

Lavinia

lavinia@kinder-resources.com

ILLUSTRATIONS Kari Bolt, Little Red, Hidesy's Clipart, Dancing Crayon Designs, Whimsy Clips, PartyHead Graphics, Ramona Majdis, Zip-a-Dee-doo-dah-Designs, Bunny on a Cloud, Krista Wallden - Creative Clips, Creating4 the Classroom, Rainbow Sprinkle Studio - Sasha Mitten, First Class Clipart, Erin Colleen Design

teacherspayteachers.com/Store/Kari-Bolt teacherspayteachers.com/Store/Littlered teacherspayteachers.com/Store/Hidesys-Clipart
dancingcrayon.com teacherspayteachers.com/Store/Whimsy-Clips teacherspayteachers.com/Store/Partyhead-Graphics
teacherspayteachers.com/Store/Ramona-Majdis teacherspayteachers.com/Store/Zip-a-dee-doo-dah-Designs
teacherspayteachers.com/Store/Bunny-On-A-Cloud teacherspayteachers.com/Store/Krista-Wallden-Creative-Clips
teacherspayteachers.com/Store/Creating4-The-Classroom teacherspayteachers.com/Store/Rainbow-Sprinkle-Studio-Sasha-Mitten
teacherspayteachers.com/Store/First-Class-Clipart teacherspayteachers.com/Store/Erin-Colleen-Design

This packet contains Images used under license from Shutterstock.com

FONTS schoolfonts.com.au teacherspayteachers.com/Store/Kimberly-Geswein-Fonts
teacherspayteachers.com/Store/Ramonam-Graphics

PRINTING TIP This resource has been designed for printing on A4-sized paper. If you are printing on a different size, select "shrink to printable area" or "print to fit page" (or a similar option) in order for the contents of this unit to print correctly.

Copyright © 2012 by Lavinia Pop - All rights reserved by author.

Purchase of this item entitles the purchaser the right to reproduce the pages for personal and classroom use. Duplication for other classes, an entire school or commercial purposes is strictly prohibited without written permission from the author. Minor editing is permitted only for personal use, however the document remains under copyright even when edited. Posting this item in whole or in part on the Internet in any form is strictly prohibited and is a violation of the Digital Millennium Copyright Act (DMCA).

Please be fair and don't share! If you are not the original purchaser of this file, please visit my store to purchase a copy. Kinder-Resources.com

let's connect!



Kinder-Resources.com



facebook.com/inmyworldlavinia



instagram.com/inmyworld_lavinia



pinterest.com/lavinia

INTRODUCTION

About this book

This resource includes 9 Autumn Sight Word Read & Trace Readers created for Preschool and Kindergarten. These engaging booklets give young learners repeated practice reading sight words in context, while also tracing the focus word on each page. The predictable text pattern, paired with supportive illustrations, helps build fluency, confidence, and comprehension for emergent readers.

Both American and Australian spelling versions are included.

Directions for use:

1. Print the pages for the chosen booklet.
2. Cut, stack, and staple to assemble the mini-book.
3. Students read each page, trace the sight word, and color the picture to reinforce meaning.
4. Use during small-group reading, literacy centers, or send home for additional practice.


Sight Word Readers Included (9 total):

- Autumn Animals: "I SEE..."
- Autumn Food: "I LIKE..."
- Autumn Activities: "I CAN..."
- Autumn Leaves (colors): "THE leaf is..."
- Autumn Things: "LOOK at the..."
- Autumn Clothing: "I put ON my..."
- Autumn Leaf Shapes 1: "The leaf IS a..."
- Autumn Leaf Shapes 2: "THIS leaf is a..."
- Autumn Apples (colors): "A... apple is on THAT tree."


Happy Teaching! :)

See


Name



I see a fox.




I see a hedgehog.



I see a squirrel.



I see a raccoon.



I see a crow.