

Calendar & Weather Journal

Days of the Week

Sung to the tune of "Adam's Family"

Days of the week, (snap-snap)
Days of the week, (snap-snap)
Days of the week,
Days of the week,
Days of the week: (snap-snap)

There's **Sunday**
And there's **Monday**.
There's **Tuesday**
And there's **Wednesday**.
There's **Thursday**
And there's **Friday**.

September 20__

Sunday	Monday	Tuesday	Wednesday	Thursday	Friday	Saturday

Days at School

This is how many days we have been at school:

Counting to the 100th Day at school:

1	2	3	4	5	6
7	8	9	10	11	12
13	14	15	16	17	18
19	20	21	22	23	24
25	26	27	28	29	30
31	32	33	34	35	36
37	38	39	40	41	42
43	44	45	46	47	48
49	50	51	52	53	54
55	56	57	58	59	60
61	62	63	64	65	66
67	68	69	70	71	72
73	74	75	76	77	78
79	80	81	82	83	84

September

Birthdays this month:	First day of the month:	Last day of the month:	Days in the month:
	Sunday	Sunday	28
	Monday	Monday	29
	Tuesday	Tuesday	30
	Wednesday	Wednesday	31
	Thursday	Thursday	
	Friday	Friday	
	Saturday	Saturday	

Odd or Even Number?

ODD

EVEN

I expect the weather this month to be mostly:

sunny and hot

windy and cold

rainy and cold

snowy and very cold

I expect to be mostly dressed like this:

This is how I feel about this month:

September

Yesterday was:	Today is:	Tomorrow will be:	The date is:	The year is:
Sunday	Sunday	Sunday	1 2 3 4 5 6 7	2016
Monday	Monday	Monday	8 9 10 11 12 13 14	2017
Tuesday	Tuesday	Tuesday	15 16 17 18 19 20 21	
Wednesday	Wednesday	Wednesday	22 23 24 25 26 27 28	
Thursday	Thursday	Thursday	29 30 31	
Friday	Friday	Friday		
Saturday	Saturday	Saturday		

The complete date is:

The digital date is:

The weather is:

sunny

cloudy

windy

rainy

stormy

snowy

The temperature is:



Lavinia Pop

Thank you for downloading this product; I hope you will enjoy using it and that it will be a valuable resource for you! I value your feedback, so please don't hesitate to contact me if you have any concerns whatsoever as I will endeavour to address them. And if you like what I've done, please let me know by leaving feedback at my online store :)

Lavinia

lavinia@kinder-resources.com



Kinder-Resources.com



facebook.com/inmyworldlavinia



instagram.com/lavinia_kinder_resources



pinterest.com/lavinia

let's connect!

ILLUSTRATIONS

Kari Bolt, Little Red, Hidesy's Clipart, Dancing Crayon Designs, Whimsy Clips, PartyHead Graphics, Ramona Majdis, Zip-a-Dee-doo-dah-Designs, Bunny on a Cloud, Krista Wallden - Creative Clips, Creating4 the Classroom, Rainbow Sprinkle Studio - Sasha Mitten, First Class Clipart, Erin Colleen Design

teacherspayteachers.com/Store/Kari-Bolt

teacherspayteachers.com/Store/Littlered

teacherspayteachers.com/Store/Hidesys-Clipart

[dancingcrayon.com](https://teacherspayteachers.com/Store/DancingCrayon)

teacherspayteachers.com/Store/Whimsy-Clips

teacherspayteachers.com/Store/Partyhead-Graphics

teacherspayteachers.com/Store/Ramona-Majdis

teacherspayteachers.com/Store/Zip-a-dee-doo-dah-Designs

teacherspayteachers.com/Store/Bunny-On-A-Cloud

teacherspayteachers.com/Store/Krista-Wallden-Creative-Clips

teacherspayteachers.com/Store/Creating4-The-Classroom

teacherspayteachers.com/Store/Rainbow-Sprinkle-Studio-Sasha-Mitten

teacherspayteachers.com/Store/First-Class-Clipart

teacherspayteachers.com/Store/Erin-Colleen-Design

This packet contains Images used under license from Shutterstock.com

PRINTING TIP: This resource has been designed for printing on A4-sized paper. If you are printing on a different size, select "shrink to printable area" or "print to fit page" (or a similar option) in order for the contents of this unit to print correctly.


Copyright © 2013 by Lavinia Pop - All rights reserved by author.

Purchase of this item entitles the purchaser the right to reproduce the pages for personal and classroom use. Duplication for other classes, an entire school or commercial purposes is strictly prohibited without written permission from the author. Minor editing is permitted only for personal use, however the document remains under copyright even when edited. Posting this item in whole or in part on the Internet in any form is strictly prohibited and is a violation of the Digital Millennium Copyright Act (DMCA).

Please be fair and don't share! If you are not the original purchaser of this file, please visit my store to purchase a copy. Kinder-Resources.com


Printing & Photocopying Instructions:

1. I have provided two versions of a front cover for the journal; select one, print it and photocopy one for each child.



2. Print all of the following and photocopy one set for each child:

- Seasons of trees poem
 - The Months poems
 - Days in a Month
 - Days of the Week
 - Days at school recording page
- These pages will go at the front of the journal.




3. Print all of the following and photocopy one set for each child:"


- the front page for each month
- the blank calendar for each month
- the page that starts with "Birthday's this month"



4. Print a copy of this page. Photocopy it as many times as you will be using the journals in the corresponding month: Plan on using it daily? Photocopy 30–31 copies for each child! Weekly? Only 4 copies per child.



5. Print the last page for each month and photocopy one for each child."

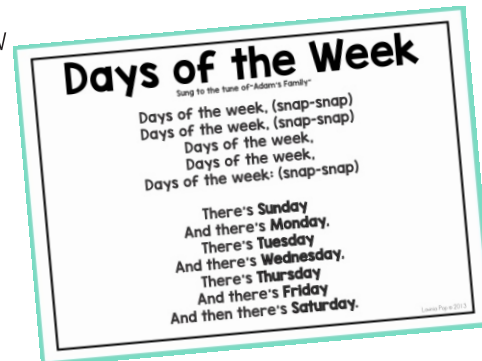



Suggestions for use:


1. FRONT COVER: Select which cover you wish to use and ask children to colour and decorate their front covers. This will go at the front of their journals, so encourage them to do their best!



2. POEMS: Inclusion of these is optional; however it has been proven that poetry and rhyming are “forget-proof” methods for teaching young children new concepts. Learning the order of the Days of the Week is quite a difficult task, but add a tune to it, and children will pick it up in no time!



3. DAYS AT SCHOOL: This is a great visual for counting to the 100th day of school. I have included blank 10 frame sets where children can stick a star or colour a square with each passing day. I have also included a number chart that can be coloured as each day passes.



4. MONTHLY COVER: These covers introduce the children to each new month. They display pictures of celebrations, monthly themes, seasonal trees, expected weather, suitable clothing for the weather and pictures of children.



5. BLANK CALENDAR:

This is a very versatile page where children can record anything you wish of them. They can record birthdays, special days, celebrations, etc or you can have them only write in the missing numbers. This is best completed as a one-time activity at the start of each new month.



- last day of the month
- how many days are in the month
- whether the number of days in the month is odd or even
- the ordinal number of the month
- what the expected weather will be (based on previous experiences, class discussion or books read)
- what the most suited clothing would be to wear (once again, based on previous experiences, class discussion or books read)
- how they feel about all the information gathered by drawing a facial expression in the space provided (ex: their birthday is in this month: they feel happy so they draw a smile; it is cold and they have to stay indoors most of the time: they don't like this, so they might draw a sad face, etc).

6. MONTH OVERVIEW:

Once the blank calendar has been completed, children move on to this page and record the monthly data:

- birthdays
- first day of the month

PAGE: My

Children begin by highlighting, circling or colouring to show the following:


- They then draw a facial expression in the circle provided to show how they feel that day (this may be completed last rather half way through the worksheet).


September


Yesterday was	Today is	Tomorrow will be	The date is:	The year is:	The season is:
Sunday	Sunday	Sunday	1 2 3 4 5 6 7	2006	Summer
Monday	Monday	Monday	8 9 10 11 12 13 14	2007	Fall
Tuesday	Tuesday	Tuesday	15 16 17 18 19 20 21	<div style="border: 1px solid black; border-radius: 50%; width: 40px; height: 40px; margin: 0 auto;"></div> I feel _____	Winter
Wednesday	Wednesday	Wednesday	22 23 24 25 26 27 28		Spring
Thursday	Thursday	Thursday	29 30 31		
Friday	Friday	Friday	The digital date is: 		
Saturday	Saturday	Saturday			


The complete date is: _____


The weather is:



 sunny


 cloudy



 windy



 rainy



 stormy


 snowy

The temperature is:


 warm


 hot



 cold

8. MONTHLY WEATHER: Once a day, children tick a box in the blank table to indicate what the weather that day is like. At the end of the month, the data is collected and the tasks on the right side are completed to identify:


- the weather that occurred most often;
- the weather which occurred the least;
- what the temperature was mostly like. This is done by making a calculated guess based on the previous 2 tasks.


September 2013


September





12						
11						
10						
9						
8						
7						
6						
5						
4						
3						
2						
1						



 sunny


 cloudy


 windy


 rainy


 stormy


 snowy

The weather was mostly:

sunny
cloudy
windy
rainy
stormy
snowy

The weather was least:

sunny
cloudy
windy
rainy
stormy
snowy

The temperature this month was mostly:

warm
hot
cold

My Calendar and Weather Journal

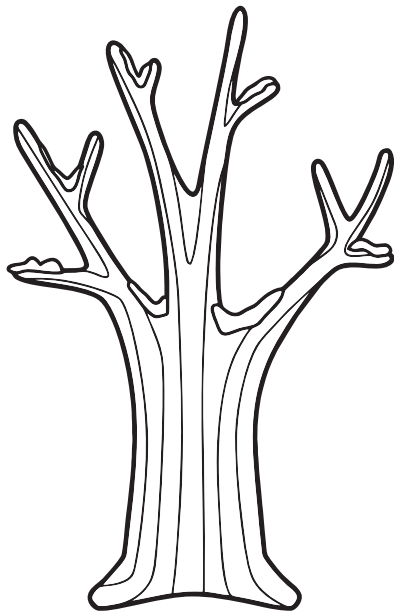
Name _____

Seasons of Trees

by Julie Holder


In Winter

The trees
Are bare and plain
Waiting for spring
To dress them again.




In Spring

The trees
Are a beautiful sight
Dressed in blossom
Pink and white.




In Summer


The trees
Are full of treats
Apples and pears
And cherries to eat.



In Autumn


The trees
Are red and gold
And the leaves fall
down
As the days grow
cold.







September 20...



Sunday	Monday	Tuesday	Wednesday	Thursday	Friday	Saturday

September

Lavinia Pop © 2013



Birthdays this month:

**First day
of the month:**

Sunday
Monday
Tuesday
Wednesday
Thursday
Friday
Saturday

**Last day
of the month:**

Sunday
Monday
Tuesday
Wednesday
Thursday
Friday
Saturday

**Days in
the month:**

28
29
30
31





**Odd or Even
Number?**

ODD
EVEN

**Ordinal
number of
the month:**

1st
2nd
3rd
4th
5th
6th
7th
8th
9th
10th
11th
12th

**I expect the weather
this month to be mostly:**

sunny and hot	
windy and cold	
rainy and cold	
snowy and very cold	




**I expect to be
mostly dressed like this:**




--

**This is how
I feel about
this month:**









September

Lavinia Pop © 2013


Yesterday was:	Today is:	Tomorrow will be:	The date is:							The year is:	The season is:
Sunday	Sunday	Sunday	1	2	3	4	5	6	7		Summer
Monday	Monday	Monday	8	9	10	11	12	13	14		Fall
Tuesday	Tuesday	Tuesday	15	16	17	18	19	20	21	I feel:	Winter
Wednesday	Wednesday	Wednesday	22	23	24	25	26	27	28		Spring
Thursday	Thursday	Thursday	29	30	31						
Friday	Friday	Friday	The digital date is:								
Saturday	Saturday	Saturday									







The complete date is:

The weather is:	     						The temperature is:	warm
								hot
								cold
	sunny	cloudy	windy	rainy	stormy	snowy		

September

Lavinia Pop © 2013



12						
11						
10						
9						
8						
7						
6						
5						
4						
3						
2						
1						
						
	sunny	cloudy	windy	rainy	stormy	snowy

The weather was mostly:

sunny
cloudy
windy
rainy
stormy
snowy

The weather was least:

sunny
cloudy
windy
rainy
stormy
snowy

The temperature this month was mostly:

warm
hot
cold