

Pre-Primer Sight Words

Name _____



By Lavinia Pop © 2012

I see a

Glue/Staple



cow.



Name: _____

see

Trace the following word:

see see see see

Write 4 sentences from your flip book.

1 _____


2 _____

Name _____





By Lavinia Pop © 2012

I see a

Glue/Staple



cow.

Glue/Staple	Glue/Staple	Glue/Staple	Glue/Staple
			
barn.	horse.	sheep.	pig.

40 Flip Books

Thank you for downloading this product; I hope you will enjoy using it and that it will be a valuable resource for you! I value your feedback, so please don't hesitate to contact me if you have any concerns whatsoever as I will endeavour to address them. And if you like what I've done, please let me know by leaving feedback at my online store :)

Lavinia

lavinia@kinder-resources.com



let's connect!

Fonts schoolfonts.com.au

teacherspayteachers.com/Store/Kimberly-Geswein-Fonts
teacherspayteachers.com/Store/Ramonam-Graphics

Illustrations Kari Bolt, Little Red, Dancing Crayon Designs, Whimsy Clips, Hidesy's Clipart, Ramona Majdis, Zip-a-Dee-doo-dah-Designs, Bunny on a Cloud

teacherspayteachers.com/Store/Kari-Bolt teacherspayteachers.com/Store/Littlered
dancingcrayon.com teacherspayteachers.com/Store/Whimsy-Clips teacherspayteachers.com/Store/Hidesys-Clipart
teacherspayteachers.com/Store/Ramona-Majdis teacherspayteachers.com/Store/Zip-a-dee-doo-dah-Designs
teacherspayteachers.com/Store/Bunny-On-A-Cloud

PRINTING TIP This resource has been designed for printing on A4-sized paper. If you are printing on a different size, select "shrink to printable area" or "print to fit page" (or a similar option) in order for the contents of this unit to print correctly.

Copyright © 2012 by Lavinia Pop - All rights reserved by author.

Purchase of this item entitles the purchaser the right to reproduce the pages for personal and classroom use. Duplication for other classes, an entire school or commercial purposes is strictly prohibited without written permission from the author. Minor editing is permitted only for personal use, however the document remains under copyright even when edited. Posting this item in whole or in part on the Internet in any form is strictly prohibited and is a violation of the Digital Millennium Copyright Act (DMCA).

Please be fair and don't share! If you are not the original purchaser of this file, please visit my store to purchase a copy. Kinder-Resources.com

Introduction

About this book

This resource includes 40 Pre-Primer sight word flip books in both black & white and color. Each flip book is paired with a writing worksheet where children trace the focus sight word and then write four sentences from the flip book they read.

Directions for use

To assemble a flip book:



1. Cut out the top and bottom rectangle.
2. Cut along the dotted lines of the bottom rectangle only to create the "flips."
3. Leave the top rectangle intact; this will form the base of the book.
4. Stack the flips on top of the base and staple or glue them in place.


Students will enjoy reading their flip books again and again.

Once they finish, they complete the matching writing sheet to reinforce the sight word and practice sentence fluency.

The flip books are sequenced so that each new booklet builds on sight words introduced in earlier ones. For best results, introduce the sight words in the order they are presented in this resource.

Happy Teaching :)

- 
1. Cut out the top and bottom rectangles. Keep the top rectangle intact; this will form the base of the flip book.
 2. Cut along the dotted lines of the bottom rectangle to create the flips.
 3. Stack the flips on top of the base and staple or glue them in place.
- 



Pre-Primer Words


- | | | |
|----------|----------|-----------|
| 1. a | 16. up | 31. need |
| 2. and | 17. come | 32. where |
| 3. I | 18. here | 33. funny |
| 4. see | 19. in | 34. jump |
| 5. can | 20. said | 35. not |
| 6. me | 21. big | 36. that |
| 7. the | 22. play | 37. away |
| 8. you | 23. run | 38. help |
| 9. is | 24. to | 39. went |
| 10. it | 25. find | 40. with |
| 11. like | 26. for | |
| 12. my | 27. look | |
| 13. at | 28. we | |
| 14. down | 29. are | |
| 15. go | 30. make | |

Name _____

Lavinia Pop © 2012

Glue/Staple

I see **a**



COW.


Glue/Staple

Glue/Staple

Glue/Staple




barn.



horse.



sheep.



pig.

Name _____

Lavinia Pop © 2012

Glue/Staple

I can



ride.



run.



jump.



walk.




hop.

Glue/Staple

Name _____

The



crab

is red.


Glue/Staple

Glue/Staple


Glue/Staple



barn



apple



bird



heart

Name _____

Lavinia Pop © 2012

Glue/Staple

I like



chocolate.

Glue/Staple

Glue/Staple


Glue/Staple




ice cream.



yogurt.



pizza.




watermelon.

Name _____


Lavinia Pop © 2012

Glue/Staple

I see **a**




COW.




barn.

Glue/Staple




horse.

Glue/Staple



sheep.

Glue/Staple




pig.

Name _____


Lavinia Pop © 2012

Glue/Staple

I can




ride.




run.

Glue/Staple



jump.

Glue/Staple



walk.

Glue/Staple




hop.

Glue/Staple

Name _____

The




crab

is red.


Glue/Staple

Glue/Staple


Glue/Staple




barn



apple



bird



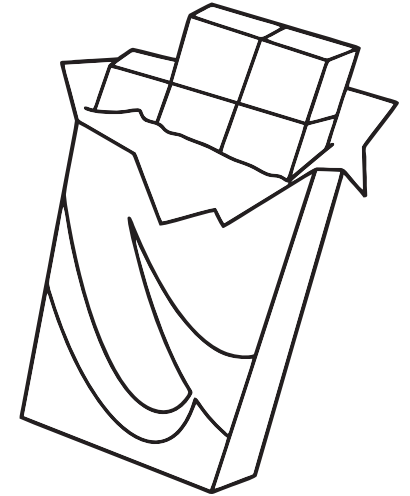
heart

Name _____

Lavinia Pop © 2012

Glue/Staple

I like



chocolate.

Glue/Staple

Glue/Staple

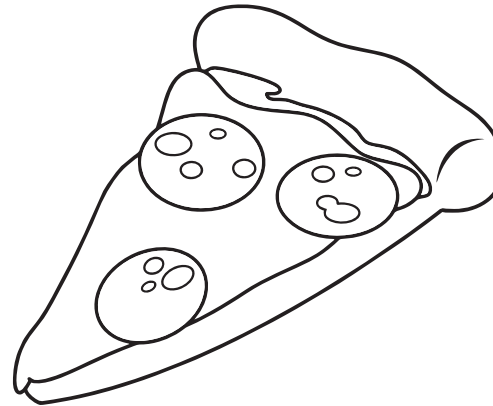
Glue/Staple



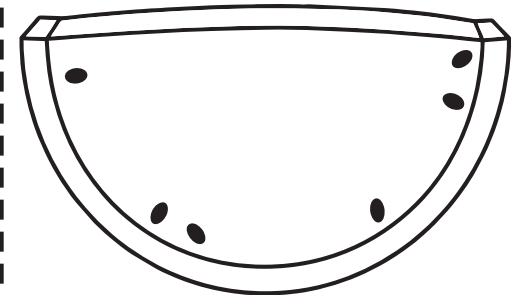
ice cream.



yogurt.



pizza.



watermelon.

Name:

see



Trace the following word:

see

see

see

see



Write 4 sentences from your flip book.

1

2

3

4

Name:

can



Trace the following word:

can

can

can

can



Write 4 sentences from your flip book.

1

2

3

4

Name:

is



Trace the following word:

is is is is



Write 4 sentences from your flip book.

1

2

3

4

Name:

like



Trace the following word:

like like like like



Write 4 sentences from your flip book.

1

2

3

4