
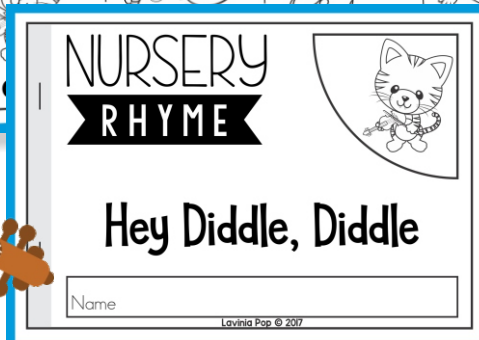

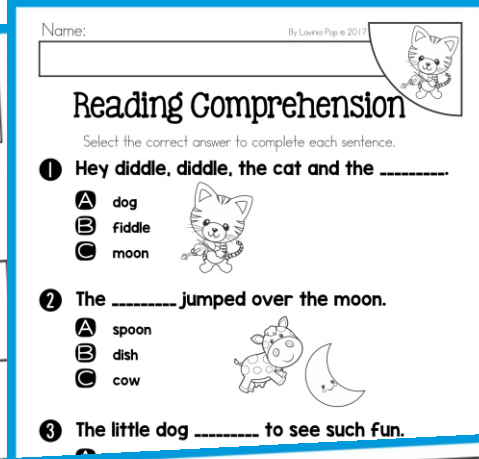




NURSERY RHYME

Hey Diddle, Diddle



Thank you for downloading this product; I hope you will enjoy using it and that it will be a valuable resource for you! I value your feedback, so please don't hesitate to contact me if you have any concerns whatsoever as I will endeavour to address them. And if you like what I've done, please let me know by leaving feedback at my online store :)

Lavinia

lavinia@kinder-resources.com

ILLUSTRATIONS Kari Bolt, Little Red, Dancing Crayon Designs, Whimsy Clips, Hidesy's Clipart, Ramona Majdis, Zip-a-Dee-doo-dah-Designs, Bunny on a Cloud

www.teacherspayteachers.com/Store/Kari-Bolt

www.teacherspayteachers.com/Store/Littlered

www.dancingcrayon.com www.teacherspayteachers.com/Store/Whimsy-Clips www.teacherspayteachers.com/Store/Hidesys-Clipart

www.teacherspayteachers.com/Store/Ramona-Majdis

www.teacherspayteachers.com/Store/Zip-a-dee-doo-dah-Designs

www.teacherspayteachers.com/Store/Bunny-On-A-Cloud

FONTS www.schoolfonts.com.au www.teacherspayteachers.com/Store/Kimberly-Geswein-Fonts
www.teacherspayteachers.com/Store/Ramonam-Graphics

PRINTING TIP This resource has been designed for printing on A4-sized paper. If you are printing on a different size, select "shrink to printable area" or "print to fit page" (or a similar option) in order for the contents of this unit to print correctly.

Copyright © 2017 by Lavinia Pop - All rights reserved by author.

Purchase of this item entitles the purchaser the right to reproduce the pages for personal and classroom use. Duplication for other classes, an entire school or commercial purposes is strictly prohibited without written permission from the author. Minor editing is permitted only for personal use, however the document remains under copyright even when edited. Posting this item in whole or in part on the Internet in any form is strictly prohibited and is a violation of the Digital Millennium Copyright Act (DMCA).

Please be fair and don't share! If you are not the original purchaser of this file, please visit my store to purchase a copy. Kinder-Resources.com

let's connect!



Kinder-Resources.com



[/inmyworldlavinia](https://www.facebook.com/inmyworldlavinia)



[/inmyworld_lavinia](https://www.instagram.com/inmyworld_lavinia)



[/lavinia](https://www.pinterest.com/lavinia)

Introduction

This resource includes a comprehensive collection of worksheets and activities based on the classic nursery rhyme Hey Diddle, Diddle. Designed for preschool, kindergarten, and first grade students, these activities support the development of phonemic awareness, reading fluency, comprehension, vocabulary development and sequencing while making learning interactive and enjoyable.

Contents

1. Nursery Rhyme Poster (Color + Black and White)

- Use the colorful poster to introduce and display the rhyme in your classroom.
- Black and white versions can be copied for each child to follow along, highlight words, or take home.

2. Half-Page Booklet (Black and White)

- Assemble by stacking, cutting along the middle line, and stapling on the side.
- Children enjoy coloring, reading, and retelling the rhyme to peers and family, building fluency and confidence.

3. Reading Comprehension Sheets

- Two differentiated options are provided:
 - With picture prompts to guide younger learners.
 - Without picture prompts for more independent practice.

4. Flip Book with Worksheets (Color + Black and White)

- Cut out the rectangles, layer, and staple to create an interactive flip book.
- Accompanying worksheets include:
 - Writing and illustrating flip book words.
 - Tracing the nursery rhyme title and writing sentences from the book.

5. Cut & Paste Sequencing Activity

- Children cut out pictures and paste them into the correct order, reinforcing story structure and recall.

6. Character Pairs Maze

- Students use colored pencils to connect each character with its matching partner, strengthening visual discrimination.

7. Cut & Paste Beginning Sounds Activity

- Learners match picture and word cards under the correct initial letter to reinforce phonics skills.

8. Cut & Paste Rhyming Words Activity

- Children match picture and word cards with rhyming partners to build phonological awareness.

9. Make Your Own Nursery Rhyme

- Students use cut-and-paste picture cards to create a new, silly version of the rhyme, encouraging creativity and sequencing.

10. Sentence Scrambles (3 Pages)

- Children color the picture, cut and arrange word cards in the correct order, then write the completed sentence on provided lines.

11. Word Search

- Students find rhyme-related words in the grid and color the letter boxes, building attention to detail and vocabulary recognition.

12. Nursery Rhyme Puppets

- Children color, cut, and tape characters onto popsicle sticks to create puppets.
- Perfect for oral retelling, partner reading, or dramatic play.

13. Pocket Chart Strips

- Print, cut, and laminate sentence strips for versatile classroom use:
 - Retelling and sequencing the rhyme.
 - Matching pictures with text.
 - Building sentence structure awareness.

How to Use

- *Whole Group*: Introduce with the poster, retell together using puppets, or sequence with pocket chart strips.
- *Small Group*: Use comprehension sheets, sequencing, or beginning sound activities for guided practice.
- *Literacy Centers*: Set out flip books, rhyming sorts, or sentence scrambles for independent or partner work.
- *At Home*: Send booklets, puppets, or the word search for extra practice with families.

Educational Benefits

These activities help children develop:

- Phonemic Awareness (rhyming, beginning sounds)
- Phonics (letter-sound connections, word recognition)
- Reading Fluency (repeated reading through posters, booklets, flip books)
- Comprehension (answering questions, sequencing events, retelling)
- Vocabulary (exposure to rhyme-related words)
- Fine Motor Skills (cutting, coloring, pasting, assembling)
- Creativity & Storytelling (creating their own rhyme, using puppets)

Happy Teaching! :)




Hey Diddle, Diddle

Hey diddle, diddle,
The cat and the fiddle,
The cow jumped over the moon.
The little dog laughed
To see such fun,
And the dish ran away with the spoon.

NURSERY

RHYME




Hey Diddle, Diddle

Name

Lavinia Pop © 2017

NURSERY

RHYME



Hey Diddle, Diddle

Name

Lavinia Pop © 2017



**Hey diddle, diddle
The cat and the fiddle,**



**Hey diddle, diddle
The cat and the fiddle,**

Name:

By Lavinia Pop © 2017

Cut out the pictures and
paste them to show the
order of events.



Sequencing

1

2

3

4




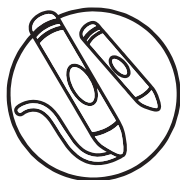
Name: _____

By Lavinia Pop © 2017





Scrambled Sentences

Unscramble each sentence and write it correctly on the line.



--	--	--	--	--





cat The has fiddle. a

Hey Diddle, Diddle

Hey diddle, diddle

the cat and the fiddle.



The cow jumped over