



AUTUMN


Missing Letters

Name: _____

Fall Missing Letters © Lavinia Pop 2013

 Cut and paste the missing letters in the correct squares.


A	B			
D		F		
	H	I		J
	M			O
Q		S		U
	W	X	Y	





N	R		L
E	T		K


Name: _____


Fall Missing Letters © Lavinia Pop 2013


 Write the missing letters.

 b c d e f g


h  j k l m n

o p  r s t u

v w x  z

 Cut and paste the missing letters in the correct squares.

a		c	
	g		i



h	d	j	f
---	---	---	---

Lavinia Pop



Thank you for downloading this product; I hope you will enjoy using it and that it will be a valuable resource for you! I value your feedback, so please don't hesitate to contact me if you have any concerns whatsoever as I will endeavour to address them. And if you like what I've done, please let me know by leaving feedback at my online store :)

Lavinia

lavinia@kinder-resources.com

ILLUSTRATIONS Kari Bolt, Little Red, Hidesy's Clipart, Dancing Crayon Designs, Whimsy Clips, PartyHead Graphics, Ramona Majdis, Zip-a-Dee-doo-dah-Designs, Bunny on a Cloud, Krista Wallden - Creative Clips, Creating4 the Classroom, Rainbow Sprinkle Studio - Sasha Mitten, First Class Clipart, Erin Colleen Design

teacherspayteachers.com/Store/Kari-Bolt teacherspayteachers.com/Store/Littlered teacherspayteachers.com/Store/Hidesys-Clipart
dancingcrayon.com teacherspayteachers.com/Store/Whimsy-Clips teacherspayteachers.com/Store/Partyhead-Graphics
teacherspayteachers.com/Store/Ramona-Majdis teacherspayteachers.com/Store/Zip-a-dee-doo-dah-Designs
teacherspayteachers.com/Store/Bunny-On-A-Cloud teacherspayteachers.com/Store/Krista-Wallden-Creative-Clips
teacherspayteachers.com/Store/Creating4-The-Classroom teacherspayteachers.com/Store/Rainbow-Sprinkle-Studio-Sasha-Mitten
teacherspayteachers.com/Store/First-Class-Clipart teacherspayteachers.com/Store/Erin-Colleen-Design

This packet contains Images used under license from Shutterstock.com

FONTS schoolfonts.com.au teacherspayteachers.com/Store/Kimberly-Geswein-Fonts
teacherspayteachers.com/Store/Ramonam-Graphics

PRINTING TIP This resource has been designed for printing on A4-sized paper. If you are printing on a different size, select "shrink to printable area" or "print to fit page" (or a similar option) in order for the contents of this unit to print correctly.

Copyright © 2013 by Lavinia Pop - All rights reserved by author.

Purchase of this item entitles the purchaser the right to reproduce the pages for personal and classroom use. Duplication for other classes, an entire school or commercial purposes is strictly prohibited without written permission from the author. Minor editing is permitted only for personal use, however the document remains under copyright even when edited. Posting this item in whole or in part on the Internet in any form is strictly prohibited and is a violation of the Digital Millennium Copyright Act (DMCA).

Please be fair and don't share! If you are not the original purchaser of this file, please visit my store to purchase a copy. Kinder-Resources.com

let's connect!



Kinder-Resources.com



facebook.com/inmyworldlavinia



instagram.com/inmyworld_lavinia



pinterest.com/lavinia

INTRODUCTION

About this book

This packet contains a set of cut-and-paste alphabet worksheets designed to help children become familiar with the order of letters in the alphabet and practice identifying which letters are missing. With both uppercase and lowercase practice, students get hands-on experience that strengthens alphabet knowledge and early literacy skills.

Directions for use

- The first set of worksheets asks children to write the missing letters (10 worksheets for lowercase and 10 worksheets for uppercase). After writing, they cut and paste the missing letter tiles into the correct spots to complete the sequence.
- The second set of worksheets includes 10 worksheets in total—5 lowercase and 5 uppercase. In these, children cut and paste the missing alphabet letter tiles into the correct squares to complete the sequence of letters.

These activities are ideal for literacy centers, morning tubs, small groups, or independent work.


Happy Teaching! :)

Name:

Autumn Missing Letters © Lavinia Pop 2013



Write the missing letters.



b

c


d

e

f

g

h



j

k


l

m

n

o

p



r

s


t

u

v

w

x



z



Cut and paste the missing letters in the correct squares.

a		c		e
	g		i	



h

d

j

f

b

Name: _____


Autumn Missing Letters © Lavinia Pop 2013



Write the missing letters.

A


B



D

E



F



H



I

J



M

N



Q

R


S

T


U

V

W



Y



Cut and paste the missing letters in the correct squares.

	P	Q		S
T		V		



X

R

U

W


O

Name: _____

Autumn Missing Letters © Lavinia Pop 2013



Cut and paste the missing letters in the correct squares.

A	B			
D		F		
	H	I		
	M		O	P
Q		S		U
	W	X	Y	



N	R	G	L	T
E	Z	V	K	C