


CVC PHONEME SEGMENTATION

SoR ALIGNED

186 CVC Phoneme Segmentation Cards | 37 CVC Worksheets

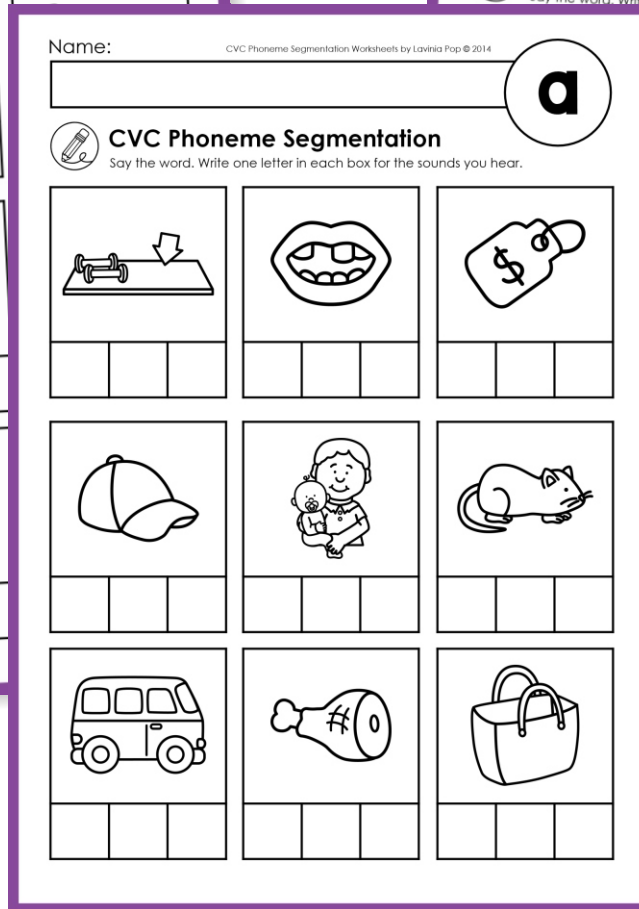

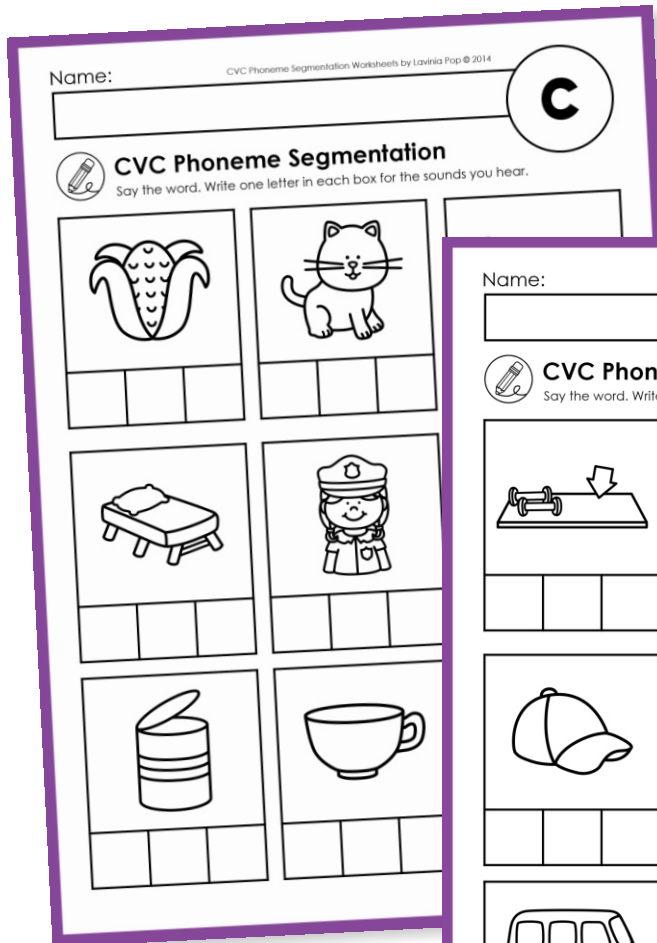


Lavinia Pop


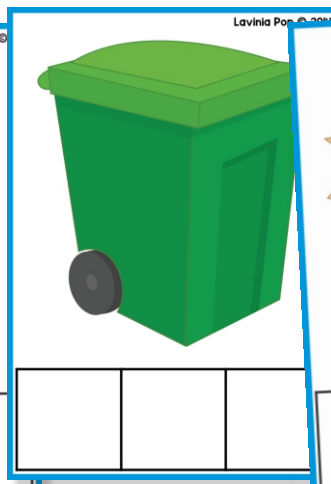

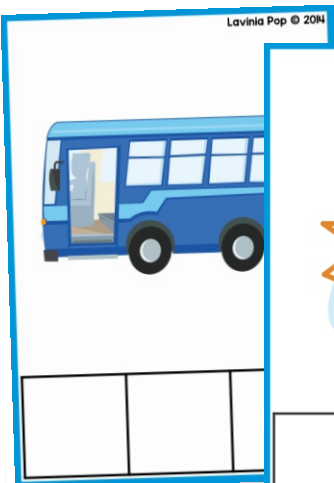
CVC PHONEME SEGMENTATION

SoR ALIGNED

186 CVC Phoneme Segmentation Cards | 37 CVC Worksheets



b o x



b e d

Lavinia Pop

Thank you for downloading this product; I hope you will enjoy using it and that it will be a valuable resource for you! I value your feedback, so please don't hesitate to contact me if you have any concerns whatsoever as I will endeavour to address them. And if you like what I've done, please let me know by leaving feedback at my online store :)

Lavinia

lavinia@kinder-resources.com

ILLUSTRATIONS Kari Bolt, Little Red, Hidesy's Clipart, Dancing Crayon Designs, Whimsy Clips, Educlips Clip Art, Ramona Majdis, Zip-a-Dee-doo-dah-Designs, Bunny on a Cloud, Krista Wallden - Creative Clips, Creating4 the Classroom, Rainbow Sprinkle Studio - Sasha Mitten, First Class Clipart, Erin Colleen Design

teacherspayteachers.com/Store/Kari-Bolt teacherspayteachers.com/Store/Littlered teacherspayteachers.com/Store/Hidesys-Clipart
dancingcrayon.com teacherspayteachers.com/Store/Whimsy-Clips teacherspayteachers.com/Store/Educlips
teacherspayteachers.com/Store/Ramona-Majdis teacherspayteachers.com/Store/Zip-a-dee-doo-dah-Designs
teacherspayteachers.com/Store/Bunny-On-A-Cloud teacherspayteachers.com/Store/Krista-Wallden-Creative-Clips
teacherspayteachers.com/Store/Creating4-The-Classroom teacherspayteachers.com/Store/Rainbow-Sprinkle-Studio-Sasha-Mitten
teacherspayteachers.com/Store/First-Class-Clipart teacherspayteachers.com/Store/Erin-Colleen-Design

This packet contains Images used under license from Shutterstock.com

FONTS schoolfonts.com.au teacherspayteachers.com/Store/Kimberly-Geswein-Fonts
teacherspayteachers.com/Store/Ramonam-Graphics

PRINTING TIP This resource has been designed for printing on A4-sized paper. If you are printing on a different size, select "shrink to printable area" or "print to fit page" (or a similar option) in order for the contents of this unit to print correctly.

Copyright © 2014 by Lavinia Pop - All rights reserved by author.

Purchase of this item entitles the purchaser the right to reproduce the pages for personal and classroom use. Duplication for other classes, an entire school or commercial purposes is strictly prohibited without written permission from the author. Minor editing is permitted only for personal use, however the document remains under copyright even when edited. Posting this item in whole or in part on the Internet in any form is strictly prohibited and is a violation of the Digital Millennium Copyright Act (DMCA).

Please be fair and don't share! If you are not the original purchaser of this file, please visit my store to purchase a copy. Kinder-Resources.com

let's connect!



Kinder-Resources.com



facebook.com/KinderResources



instagram.com/laviniapop_kinder_resources



pinterest.com/laviniapop

Introduction

The CVC Phoneme Segmentation Cards and Worksheets packet is designed to help children practice isolating, segmenting, and recording sounds in CVC words. The materials can be used in literacy centers, small groups, morning tubs, or for independent practice to build strong phonics foundations.

What's Included

- **186 CVC Word Cards:** Alphabetically arranged by beginning consonant sounds for focused phonics practice.
- **16 Consonant Worksheets:** Practice pages organized by beginning sounds.
- **10 Vowel Worksheets:** Practice pages organized by short middle vowel sounds.
- **10 Mixed Worksheets:** Pages with a variety of beginning consonants and middle vowels for review.
- **1 Blank Recording Page:** A flexible sheet that can be used with cards, dictation, or other activities.

How to Use

- Use the **Consonant, Vowel, and Mixed worksheets** for independent practice, morning work, homework, or review.
- Pair the **cards** with the **blank recording page** as a response activity. Children build the word, write the letters in the boxes, and draw a picture.
- Swap pencils for **alphabet stamps** or laminate the blank page for reusable dry-erase practice.
- In **partner activities**, one child reads a card aloud while the other writes the word.
- Use for **teacher dictation**: say a word aloud and students record it on the page.
- Extend learning by **sorting the cards** (by vowel, rhyme, or beginning sound) or creating CVC mini-books with the blank pages.

Skills Covered

- Phoneme segmentation and sound-letter mapping
- Beginning consonant and short vowel recognition
- Blending and decoding CVC words
- Spelling and handwriting practice
- Vocabulary development through word-picture connections
- Fine motor skills with writing, stamping, and manipulatives

Science of Reading Connection

This resource is aligned with the Science of Reading. The activities emphasize explicit and systematic phonics instruction by giving children practice in:

- Identifying and segmenting phonemes in CVC words
- Mapping sounds to letters in a structured way
- Building, spelling, and reading decodable words
- Reinforcing learning through multisensory activities such as stamping, writing, and drawing

These practices support the development of accurate decoding and fluent reading, making this packet a valuable tool for early literacy instruction.

Happy Teaching :)

Words Included

Beginning Sounds Worksheets

B bed, bag, bit, bat, bin, bug, bus, box, beg

C cob, cat, cut, cot, cop, cap, can, cup, cub

D dig, dad, dim, dot, den, dip, dab, dog, dub

F fox, fed, fix, fan, fun, fig, fog, fin, fat

G gum, gap (tooth), gas, get, gut, gab, gig, gob, gag

H hat, hen, hop, hot, hid, ham, hit, hug, hut

J/K jug, jam, jet, jog, jot, job, kid, kit, kin

L lip, lab, log, led, lot, lid, lit, lap, leg

M man, mug, mud, mop, mix, mom (mum), mad, map, mat

N nip, nap, nun, net, nag, not, nod, nut, nib

P pen, pan, pin, pot, pig, pet, pup (or pug), pad, pop

R rug, rat, rib, rod, red, ram, rip, rot, run

S sit, sub, sad, sob, sap, six, set, sun, sip

T tin, tub, ten, tug, tan, tap, tag, tux, tip

V/W van, vet, wig, wet, web, wag, wed, wax, win

Y/Z yum, yam, yen, yak, yes, zip, zap, zig (zag), zit

* These same words are included in the middle sound worksheets (two pages for each vowel, total of 10) as well as the mixed worksheets (set of 10)

Words Included

Cards

B bag, bat (animal), beg, bed, bin, bit, box, bog, bun, bug, bus, bat (sports)
C cat, cap, cab, can, cod, cog, cob, cot, cop, cut, cup, cub
D dad, dam, dab (bingo) den, dig, dip, dog, dug, dim, dot, dub, dab (child)
F fan, fax, fed, fix, fig, fib, fin, fit, fox, fun, fog, fat
G gas, gap (ground), get, gum, gut, gap (teeth), gig, gab, gag (gross), gob
H hat, ham, hen, hem, hit, hid, hog, hot, hut, hug, hop, hip
J jab, jam, jet, jig, jot jog, job, jug
K kid (child), kid (goat), kit, kin
L lad, lap, leg, led (horse), lit, lip, log, lot, lab, lid, lag, lug
M man, map, men, met, mix, mop, mom (mum), mud, mug, mad, mat, mob
N nap, nab, net, nip, nod, nut, nun, nit, nib, not, nag
P pan, pad, pet, pen, pig, pin, pot, pop, pug, pup, pod, pat
R rat, ram, rap, red, rip, rib, rot, rod, rug, run, rub, rag
S sax, sad, sap, set, sip, sit, sob, sun, sub, six, sag, sum
T tag, tan, tab, ten, tin, tip, tap, top, tux, tug, tub, Ted
V van, vat, vet, vex
W wag, wax, web, wet, wig, win, wed, wad (money)
Y yam, yak, yum, yen, yes
Z zip, zig (zag), zap, zit


Name: _____

C




CVC Phoneme Segmentation


Say the word. Write one letter in each box for the sounds you hear.




--	--	--



--	--	--




--	--	--




--	--	--



--	--	--




--	--	--



--	--	--



--	--	--



--	--	--

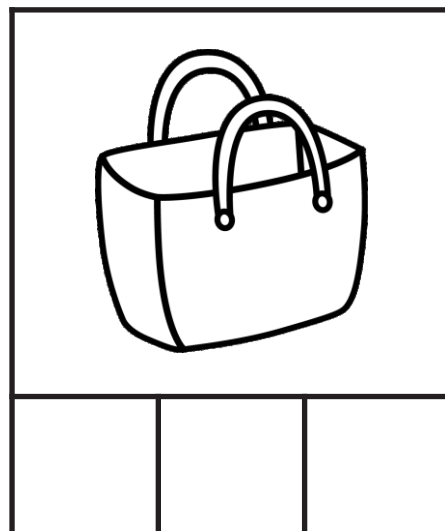




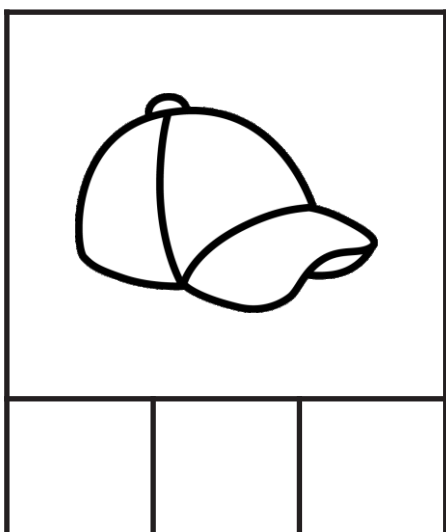
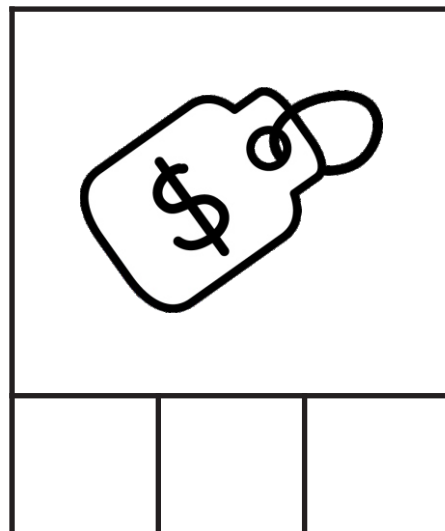


Name: _____

a



CVC Phoneme Segmentation

Say the word. Write one letter in each box for the sounds you hear.



Name: _____

3




CVC Phoneme Segmentation

Say the word. Write one letter in each box for the sounds you hear.



--	--	--



--	--	--



--	--	--




--	--	--




--	--	--



--	--	--



--	--	--



--	--	--



--	--	--



--	--	--



--	--	--



--	--	--



--	--	--




--	--	--



--	--	--



--	--	--



--	--	--