

kindergarten

MORNING TUBS

Feelings & Emotions Play Dough Mats

Boys & Girls | Varied Hairstyles | Multiple Skin Tones | 16 Feelings



Lavinia Pop

MORNING TUBS

PLAY DOUGH EMOTIONS



16 FEELINGS | BOYS & GIRLS | MULTIPLE SKIN TONES

Lavinia Pop

Thank you for downloading this product; I hope you will enjoy using it and that it will be a valuable resource for you! I value your feedback, so please don't hesitate to contact me if you have any concerns whatsoever as I will endeavour to address them. And if you like what I've done, please let me know by leaving feedback at my online store :)

Lavinia

lavinia@kinder-resources.com

ILLUSTRATIONS Kari Bolt, Little Red, Dancing Crayon Designs, Whimsy Clips, Hidesy's Clipart, Ramona Majdis, Zip-a-Dee-doo-dah-Designs, Bunny on a Cloud

www.teacherspayteachers.com/Store/Kari-Bolt

www.teacherspayteachers.com/Store/Littlered

www.dancingcrayon.com www.teacherspayteachers.com/Store/Whimsy-Clips www.teacherspayteachers.com/Store/Hidesys-Clipart

www.teacherspayteachers.com/Store/Ramona-Majdis

www.teacherspayteachers.com/Store/Zip-a-dee-doo-dah-Designs

www.teacherspayteachers.com/Store/Bunny-On-A-Cloud

FONTS www.schoolfonts.com.au www.teacherspayteachers.com/Store/Kimberly-Geswein-Fonts
www.teacherspayteachers.com/Store/Ramonam-Graphics

PRINTING TIP This resource has been designed for printing on A4-sized paper. If you are printing on a different size, select "shrink to printable area" or "print to fit page" (or a similar option) in order for the contents of this unit to print correctly.

Copyright © 2021 by Lavinia Pop - All rights reserved by author.

Purchase of this item entitles the purchaser the right to reproduce the pages for personal and classroom use. Duplication for other classes, an entire school or commercial purposes is strictly prohibited without written permission from the author. Minor editing is permitted only for personal use, however the document remains under copyright even when edited. Posting this item in whole or in part on the Internet in any form is strictly prohibited and is a violation of the Digital Millennium Copyright Act (DMCA).

Please be fair and don't share! If you are not the original purchaser of this file, please visit my store to purchase a copy. Kinder-Resources.com

let's connect!



Kinder-Resources.com



facebook.com/inmyworldlavinipop



instagram.com/inmyworld_lavinipop



pinterest.com/lavinipop

Introduction

Invite little learners to explore emotions in a hands-on, developmentally appropriate way. Children choose a face mat, pick an emotion card, and use playdough to build eyebrows, eyes, mouths, and other details that match the feeling. Perfect for preschool and kindergarten morning tubs, calm corners, counseling groups, and SEL centers.

Materials Needed

- Assorted colored playdough
- (Optional) dry-erase markers, googly eyes, buttons, yarn/pipe cleaners, small mirrors, laminator, binder rings

What's Included

- 17 base face mats: 9 girl faces + 8 boy faces in a variety of skin tones and hair colors
- Emotion prompt cards (16 emotions for each skin tone): angry, bored, calm, embarrassed, focused, frustrated, happy, in love, thoughtful, sad, sick, silly, surprised, tired, worried, confident
- Kid-friendly headers and simple icons for quick sorting and independence

How to Use

1. Children select a face mat and an emotion card.
2. Briefly discuss what that feeling looks like (eyebrows, mouth shape, eyes).
3. Build the expression with playdough. Encourage language: "I feel ___ when ___."
4. Share with a partner or small group; others guess the feeling and explain which facial clues helped them.
5. Reset the mat and choose a new emotion.

Alternative Ways to Use This Teaching Tool

- *Dry-erase draw*: Laminate mats; students sketch features with markers.
- *Velcro/felt pieces*: Pre-cut eyes, brows, and mouths to mix and match.
- *Calm-down corner*: Pair with a mirror and "Try This" cards (breathe, count, stretch).
- *Morning check-in*: Each child builds today's feeling and shares a sentence.
- *Story connections*: After a read-aloud, build how a character felt at key moments.
- *SLP/ELL support*: Use cards to teach emotion vocabulary, synonyms, and sentence frames.
- *Counselor/SEL groups*: Sort emotions by intensity (mild → strong) or by "comfortable/uncomfortable" feelings.

Educational Benefits

- *Social-Emotional Learning*: emotion identification, vocabulary, empathy, perspective-taking, and self-regulation strategies.
- *Oral Language & Early Literacy*: complete sentences, reasons ("because..."), narrative talk tied to stories.
- *Executive Function*: attention to visual cues, flexible thinking, and turn-taking.
- *Fine Motor & Visual Discrimination*: rolling, pinching, placing small pieces; noticing shape and position.

Prep Tip: Print on cardstock, laminate, hole-punch the corner, and store mats and emotion cards on binder rings for an easy-to-grab center. Happy Teaching! :)







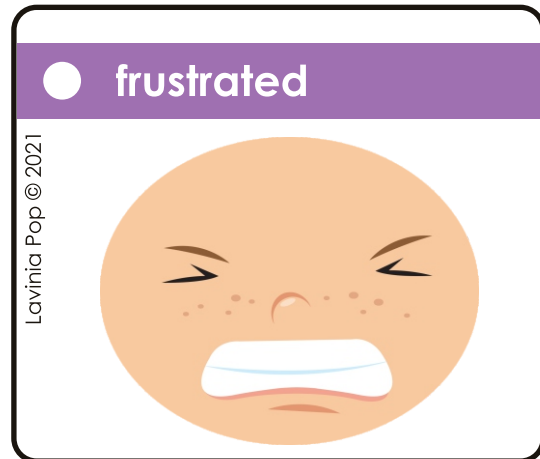



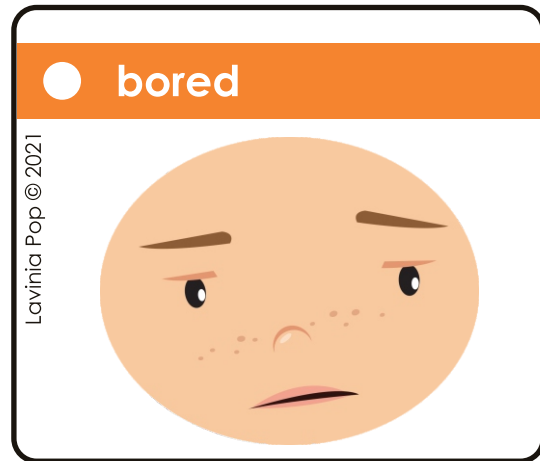

Several skin tones and hair options colour have been included.
Print them all or select several to use with your kiddos.

● **Build the feelings.**

Lavinia Pop © 2021



Several skin tones have been included. You can mix them within one set or keep each skin tone set together for use with the matching mat.



Several skin tones have been included. You can mix them within one set or keep each skin tone set together for use with the matching mat.

