

zoo animals

CIRCLE TIME

circle time plans | songs | posters | activities | printables

5
LESSONS





Lavinia Pop

Zoo Animals

PRESCHOOL CIRCLE TIME

5 lesson plans | songs | posters | activities | printables



Lion

Lions are powerful animals that live in grassy savannas. They are known as the "king of the jungle". Male lions have large manes of hair around their heads. While females do not. Lions live in family groups called prides. They work together to hunt for food. A pride usually includes zebras, antelopes, and other animals. Lions use their loud roar to talk to each other and to protect their territory.




Penguin

Penguins are birds that cannot fly, but they are excellent swimmers. Their wings are shaped like flippers which help them move quickly through the water. Penguins eat fish, squid, and other sea animals. They live in cold places and stay warm with a thick layer of feathers and fat. Penguins often huddle together in large groups to keep warm and safe.



Koala

Koalas are marsupials that live in eucalyptus trees in Australia. They spend most of their time in trees and have strong claws for climbing. Koalas eat eucalyptus leaves which give them food and water, but the leaves make them very sleepy. Koalas sleep up to 20 hours a day! Baby koalas, called joeys, live in their mother's pouch before climbing onto her back.



Thank you for downloading this product; I hope you will enjoy using it and that it will be a valuable resource for you! I value your feedback, so please don't hesitate to contact me if you have any concerns whatsoever as I will endeavour to address them. And if you like what I've done, please let me know by leaving feedback at my online store :)

Lavinia

lavinia@kinder-resources.com

ILLUSTRATIONS Kari Bolt, Erin Colleen Design, Little Red, Whimsy Clips, PartyHead Graphics, Ramona Majdis, Zip-a-Dee-doo-dah-Designs, Bunny on a Cloud, Krista Wallden - Creative Clips, Creating4 the Classroom, Rainbow Sprinkle Studio - Sasha Mitten, First Class Clipart, ClipArtisan, Muggy Studio

[teacherspayteachers.com/Store/Kari-Bolt](https://www.teacherspayteachers.com/Store/Kari-Bolt) [teacherspayteachers.com/Store/Erin-Colleen-Design](https://www.teacherspayteachers.com/Store/Erin-Colleen-Design)
[teacherspayteachers.com/Store/Littlered](https://www.teacherspayteachers.com/Store/Littlered) [teacherspayteachers.com/Store/Whimsy-Clips](https://www.teacherspayteachers.com/Store/Whimsy-Clips) [teacherspayteachers.com/Store/Partyhead-Graphics](https://www.teacherspayteachers.com/Store/Partyhead-Graphics)
[teacherspayteachers.com/Store/Ramona-Majdis](https://www.teacherspayteachers.com/Store/Ramona-Majdis) [teacherspayteachers.com/Store/Zip-a-dee-doo-dah-Designs](https://www.teacherspayteachers.com/Store/Zip-a-dee-doo-dah-Designs)
[teacherspayteachers.com/Store/Bunny-On-A-Cloud](https://www.teacherspayteachers.com/Store/Bunny-On-A-Cloud) [teacherspayteachers.com/Store/Krista-Wallden-Creative-Clips](https://www.teacherspayteachers.com/Store/Krista-Wallden-Creative-Clips)
[teacherspayteachers.com/Store/Creating4-The-Classroom](https://www.teacherspayteachers.com/Store/Creating4-The-Classroom) [teacherspayteachers.com/Store/Rainbow-Sprinkle-Studio-Sasha-Mitten](https://www.teacherspayteachers.com/Store/Rainbow-Sprinkle-Studio-Sasha-Mitten)
[teacherspayteachers.com/Store/First-Class-Clipart](https://www.teacherspayteachers.com/Store/First-Class-Clipart) [etsy.com/au/shop/ClipArtisan](https://www.etsy.com/au/shop/ClipArtisan) [teacherspayteachers.com/Store/Muggy-Studio](https://www.teacherspayteachers.com/Store/Muggy-Studio)

This packet contains Images used under license from Shutterstock.com

FONTS [schoolfonts.com.au](https://www.schoolfonts.com.au) [teacherspayteachers.com/Store/Kimberly-Geswein-Fonts](https://www.teacherspayteachers.com/Store/Kimberly-Geswein-Fonts)
[teacherspayteachers.com/Store/Ramonam-Graphics](https://www.teacherspayteachers.com/Store/Ramonam-Graphics)

PRINTING TIP This resource has been designed for printing on A4-sized paper. If you are printing on a different size, select "shrink to printable area" or "print to fit page" (or a similar option) in order for the contents of this unit to print correctly.

Copyright © 2025 by Lavinia Pop - All rights reserved by author.

Purchase of this item entitles the purchaser the right to reproduce the pages for personal and classroom use. Duplication for other classes, an entire school or commercial purposes is strictly prohibited without written permission from the author. Minor editing is permitted only for personal use, however the document remains under copyright even when edited. Posting this item in whole or in part on the Internet in any form is strictly prohibited and is a violation of the Digital Millennium Copyright Act (DMCA).

Please be fair and don't share! If you are not the original purchaser of this file, please visit my store to purchase a copy. [Kinder-Resources.com](https://www.Kinder-Resources.com)

let's connect!



[Kinder-Resources.com](https://www.Kinder-Resources.com)



facebook.com/inmyworldlavinia



instagram.com/lavinia_kinder_resources



pinterest.com/lavinia

Introduction

Welcome to a week of wild adventures at the zoo! This Zoo Preschool Circle Time Plan invites children to discover amazing animals through creative play, lively songs, and interactive activities. From roaring lions to waddling penguins and hopping kangaroos, preschoolers will explore zoo life while building early skills in language, science, and fine motor development. With sensory-rich crafts, playful movement, and thoughtful discussions, your little learners will connect with the animal world in fun and meaningful ways.

What's Included:

1. Detailed Circle Time plans

Each day of the week is planned with a structured circle time agenda that includes:

- *Introduction:* A brief and captivating introduction to the daily theme, setting the stage for the day's activities.
- *Song:* A fun and educational song related to the daily theme, designed to engage children and reinforce learning through music and movement.
- *Read aloud and discussion:* A carefully selected picture book paired with thought-provoking discussion questions to enhance comprehension and encourage interaction.
- *Activities:* Creative and hands-on activities that complement the day's theme, fostering gross and fine motor skills, creativity, and critical thinking.

2. Posters and props

Enhance Circle Time with visual and tactile aids:

- *Posters:* Vibrant posters featuring the lyrics and illustrations for each daily song, making it easy for children to follow along and participate. The product also includes non-fiction posters, providing educational content alongside the fun.
- *Props:* Printable props related to each song and theme help bring the songs and stories to life and engage children in interactive play.

3. Printables for all activities:

Not all days include activities that require printables. However, optional printables are included for each day if you would like to use them. They include:

- Group activity printables
- Worksheets
- Craft templates

Why You'll Love This Resource:

- **Comprehensive and convenient learning:** A complete week of themed learning activities and resources in one packet.
- **Easy to use:** Detailed plans, printables, and props make it straightforward to create a dynamic and engaging circle time experience.
- **Educational and entertaining:** Each component is designed to be both educational and fun, keeping children excited and involved.

Happy Teaching :)

Zoo Animals

	Objective	Read Aloud	Activity
Day 1	Welcome to the Zoo Children will be introduced to the idea of a zoo, learn why people visit zoos, and explore the wide variety of animals they might see there.	Book: "Dear Zoo" by Rod Campbell Discussion: Why some animals don't make good pets. Which animals belong in the zoo. Choosing favorite animals from the story.	Sorting Zoo Animals Children sort picture cards into "Zoo Animals" and "Not Zoo Animals." Materials: Picture cards, headers "Zoo Animals" and "Not Zoo Animals."
Day 2	Wild Animals (Jungle + Safari) Children will visit the "Wild Animals" section of the zoo to learn about lions, monkeys, giraffes, and zebras. They will explore how these animals move, sound, and look, and practice new descriptive vocabulary.	Book: "My Very Own Octopus" by Bernard Most Discussion: Which animals live in the jungle. How different animals move and sound. Which animal children would like to meet.	Wild Animal Masks Children color and cut out animal masks, then act out their animals. Materials: Printable masks, crayons, scissors, hole punch, elastic string.
Day 3	Arctic & Water Animals Children will visit the "Arctic & Water Animals" section of the zoo to explore animals like penguins, seals, polar bears, and fish, and discover how they move and stay alive in cold habitats.	Book: "Polar Bear, Polar Bear, What Do You Hear?" by Bill Martin Jr. Discussion: How arctic and water animals stay warm. What sounds animals make to communicate. Which animal children would rather be.	Zoo Sensory Bin Children explore mini zoo animals in themed areas like grass, water, dirt, or snow. Materials: Large bin, fillers (sand, rice, beads, cotton), mini zoo animals, scoops, tongs, toy trees, fences.
Day 4	Australian Animals Children will visit the "Australian Animals" section of the zoo to meet kangaroos, koalas, wombats, and emus. They will learn how these animals move and live, while practicing hopping, stretching, and balancing.	Book: "Possum Magic" by Mem Fox Discussion: Special foods and animals in Australia. How the possums solved their problem. Comparing how kangaroos and koalas move.	Kangaroo Pouch Game Children hop with "joeys" in their pouches and try out other Australian animal movements. Materials: Beanbags/soft toys, aprons or paper bags with handles.
Day 5	Zoo Review & Pretend Play Children will revisit all the animals they have learned about during the week, share their favorites, and take part in a role-play zoo keeper activity to bring the theme together.	Book: "Goodnight Gorilla" by Peggy Rathmann Discussion: Why the animals followed the zookeeper. How zoo animals are cared for at night. Which animal children would say goodnight to first.	Zoo Pretend Play Children become zookeepers by feeding animals, cleaning enclosures, and writing notes. Materials: Stuffed animals, small bowls, clipboards or paper, toy brushes, cloths.

Zoo Animals

Day 1: Welcome to the Zoo

Children will be introduced to the idea of a zoo, learn why people visit zoos, and explore the wide variety of animals they might see there.

Introduction

Show a photo of a zoo entrance. Say: "Today, we're going on a pretend trip to the zoo! Zoos are places where we can see animals from all over the world. Some animals live in the jungle, some in cold places, and some in the water, but at the zoo, we can see them all together." Show a simple "Zoo Map" poster with pictures of different animal areas. Tell children you'll "visit" a new part of the zoo each day this week.

Song

"Walking Through the Zoo" Verses 1 & 2

Props: lion, elephant



Actions:

First Part: Cup hands behind ears like you are listening carefully.

Lion: Children make claws with hands and stomp while roaring.

Elephant: Children swing one arm like a trunk and trumpet loudly.




Read Aloud & Discussion

Book: "Dear Zoo" by Rod Campbell

Before Reading: "Have you ever wished for a pet? In this story, someone writes to the zoo asking for one. Let's see what animals they send and why some aren't quite right."

After Reading: "Why did the zoo send back some of the animals? Which one would you like to keep as a pet?" Talk about how some animals belong at the zoo instead of at home. Ask: "If you could choose, which zoo animal would you bring home?"




Activity

Sorting Zoo Animals

Materials: Picture cards of various animals, two headers labeled: "Zoo Animals" and "Not Zoo Animals."

Activity: Show the children a picture of an animal. Ask them to decide whether it belongs in the "Zoo Animals" or "Not Zoo Animals" category. Encourage discussion by asking guiding questions like: "Have you ever seen this animal at the zoo? Is this animal wild or is it a pet? Does this animal live on a farm or in the wild?" Talk about why each animal fits into its category and help the children describe where the animal lives and what it might do there.

Extension: Turn the activity into a movement game by labeling one side of the room "Zoo" and the other "Not a Zoo." Show an animal card and have children move to the side that matches where the animal belongs.

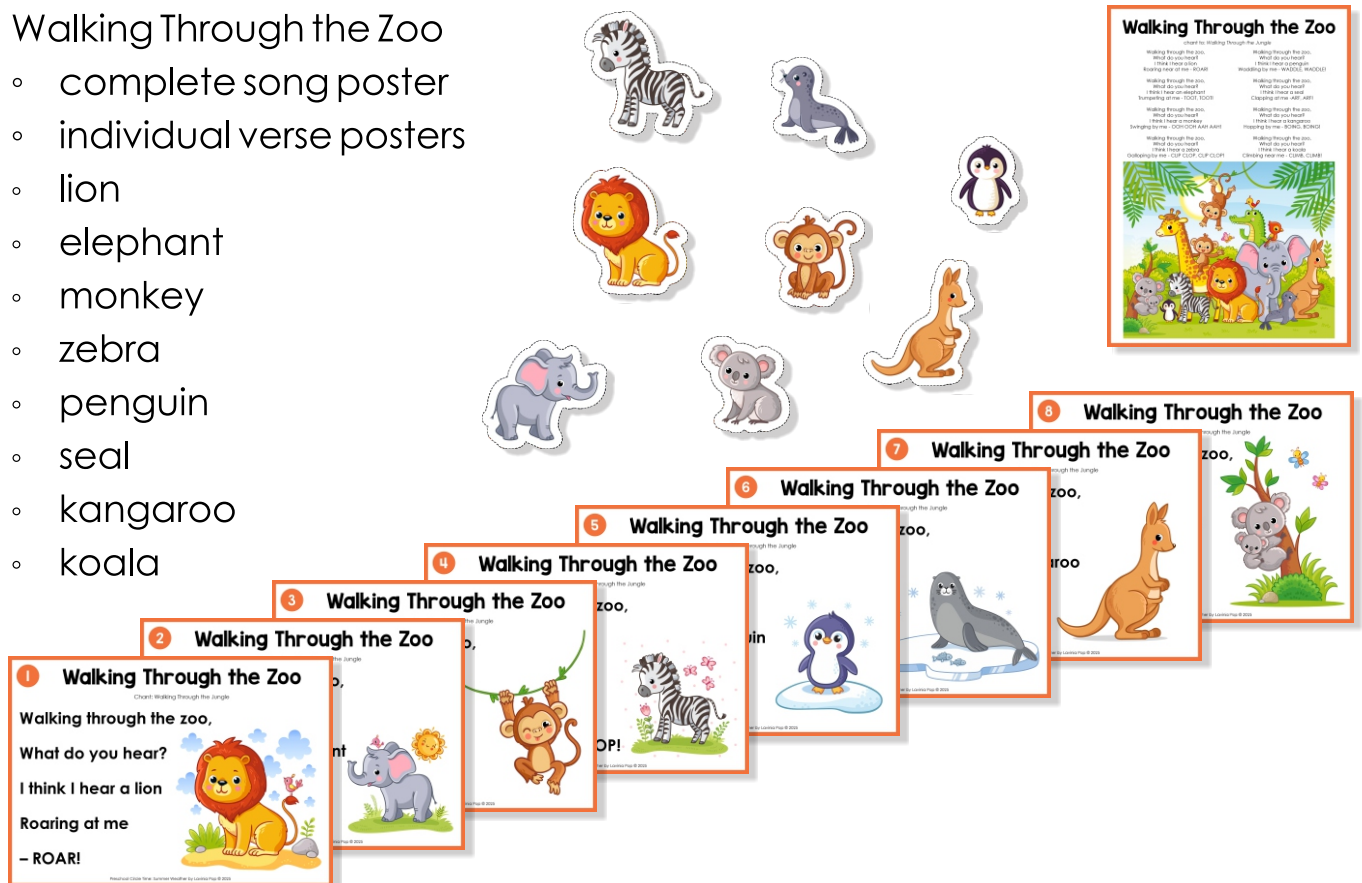


Zoo Animals

Circle Time Song Posters and Props

This section includes all song posters and props.

- Walking Through the Zoo
 - complete song poster
 - individual verse posters
 - lion
 - elephant
 - monkey
 - zebra
 - penguin
 - seal
 - kangaroo
 - koala





Walking Through the Zoo

Chant: Walking Through the Jungle

Walking through the zoo,

What do you hear?

I think I hear a lion

Roaring at me

– ROAR!



2

Walking Through the Zoo

Chant: Walking Through the Jungle


Walking through the zoo,

What do you hear?

I think I hear an elephant

Trumpeting at me

– TOOT, TOOT!



Circle Time Props

Print, laminate and cut out. If using on a felt board, attach velcro to the back of each piece. If using on a white board, attach magnetic strips to the back of each piece.

Print multiple copies and attach to craft sticks for children to use (optional).






Zoo Animals

Classroom Posters

This section includes posters you might like to display in your classroom.

- Zoo Map
- Zoo Keeper Jobs
- Meat Eaters
- Plant Eater
- Non-fiction posters:
 - monkey
 - zebra
 - lion
 - elephant
 - giraffe
 - penguin
 - polar bear
 - seal
 - walrus
 - fish
 - kangaroo
 - koala
 - emu
 - wombat
 - crocodile





Koala


Koalas are marsupials that live in eucalyptus trees in Australia. They spend most of their time in trees and have strong claws for climbing. Koalas eat eucalyptus leaves, which give them food and water, but the leaves make them very sleepy. Koalas sleep up to 20 hours a day! Baby koalas, called joeys, live in their mother's pouch before climbing onto her back.

Plant Eaters

Some zoo animals eat only plants. They munch on grass, leaves, fruit, or vegetables. These animals are called herbivores.



giraffe




elephant



kangaroo



zebra



tortoise



koala



Hippopotamus



panda

Zoo Animals

Activities & Worksheets

This section includes all the necessary lesson printables, along with some additional activities and worksheets. You can use these pages as outlined in the lesson plan or on different days, depending on your needs.

Day 1: Welcome to the Zoo

- **Lesson Activity:** Sorting Zoo Animals
- *Additional Activity:* Sorting Zoo Animals Cut & Paste
- *Additional Activity:* Sorting Big & Small Animals Cut & Paste




Day 2: Wild Animals (Jungle + Safari)

- **Lesson Activity:** Masks
- *Additional Activity:* Grasslands Enclosure Cut & Paste
- *Additional Activity:* Sorting by Height Cut & Paste



Day 3: Arctic & Water Animals

- *Additional Activity:* Arctic Enclosure Cut & Paste
- *Additional Activity:* Missing Letters




Day 4: Australian Animals

- *Additional Activity:* Australian Bush Enclosure Cut & Paste
- *Additional Activity:* Australian Animals Shadow Match



Day 5: Zoo Review & Pretend Play

- **Lesson Activity:** Zookeeper Notes
- *Additional Activity:* Meat and Plant Eaters Coloring Page
- *Additional Activity:* Zoo Animal & Food Matching



Day 1 Activity: Sorting Zoo Animals

Print, laminate and cut out. If using on a felt board, attach velcro to the back of each piece. If using on a white board, attach magnetic strips to the back of each piece.



**Not
Zoo
Animals**





elephant



lion



giraffe



zebra



monkey




tiger

Name: _____


Day 1

Preschool Circle Time: Zoo Animals by Lavinia Pop © 2025




Sorting Animals by Size





Cut and paste the pictures in the correct box.



**Big
Zoo Animal**



**Small
Zoo Animal**



Name:











Day 3

Preschool Circle Time: St. Patrick's Day by Lavinia Pop © 2025



Arctic Enclosure

Cut and paste the animals that belong in the arctic enclosure.











Zookeeper Notes

Use this sheet to keep track of the animals you care for!

Animal Checklist

Color or check the animals you cared for.

 lion	 elephant	 monkey	 zebra
 penguin	 polar bear	 kangaroo	 koala

Feed and Care Chart

Check or color each box after you care for the animal.

Animal	Food 	Water 	Clean 	Play 
 lion	<input type="checkbox"/>	<input type="checkbox"/>	<input type="checkbox"/>	<input type="checkbox"/>
 elephant	<input type="checkbox"/>	<input type="checkbox"/>	<input type="checkbox"/>	<input type="checkbox"/>
 monkey	<input type="checkbox"/>	<input type="checkbox"/>	<input type="checkbox"/>	<input type="checkbox"/>
 zebra	<input type="checkbox"/>	<input type="checkbox"/>	<input type="checkbox"/>	<input type="checkbox"/>
 penguin	<input type="checkbox"/>	<input type="checkbox"/>	<input type="checkbox"/>	<input type="checkbox"/>
 polar bear	<input type="checkbox"/>	<input type="checkbox"/>	<input type="checkbox"/>	<input type="checkbox"/>
 kangaroo	<input type="checkbox"/>	<input type="checkbox"/>	<input type="checkbox"/>	<input type="checkbox"/>
 koala	<input type="checkbox"/>	<input type="checkbox"/>	<input type="checkbox"/>	<input type="checkbox"/>

Name:


Day 5

Preschool Circle Time: Zoo Animals by Lavinia Pop © 2025




Zoo Animals that Eat Meat

Color the animals.




leopard




crocodile




lion




seal



meat




penguin



hyena



tiger



polar bear