

SHAPED BOOKS

PUMPKINS

Pumpkin Life Cycle

WORD BANK

vine
green
seed
sprout
orange
Flowers

- 1 A _____ is planted in the soil.
- 2 The seed becomes a _____.
- 3 The sprout grows into a _____.
- 4 _____ bloom on the vine.
- 5 A small _____ pumpkin grows.
- 6 The green pumpkin grows bigger and turns _____.

How to Carve a Pumpkin

draw a face
cut off the top
scoop out the seeds
carve a face
place a candle inside

Pumpkin Poem

I like Pumpkins!

_____ pumpkins,
 _____ pumpkins,
 _____ pumpkins,
 _____ pumpkins.

I like pumpkins!

WORD BANK

tiny	giant
clean	dirty
bumpy	smooth
heavy	light

Parts of a Pumpkin

WORD BANK

seed
pulp
fibrous strand
skin
stem

These are the foods with pumpkin that I eat

cupcake pie puree
 muffin bread seeds
 donut cookie

Another pumpkin food I like to eat is _____

PUMPKINS
by _____

Thank you for downloading this product; I hope you will enjoy using it and that it will be a valuable resource for you! I value your feedback, so please don't hesitate to contact me if you have any concerns whatsoever as I will endeavour to address them. And if you like what I've done, please let me know by leaving feedback at my online store :)

Lavinia

lavinia@inmyworld.com.au

ILLUSTRATIONS Kari Bolt, Little Red, Dancing Crayon Designs, Whimsy Clips, Ramona Majdis, Zip-a-Dee-doo-dah-Designs, Blue Bees Workshop

www.teacherspayteachers.com/Store/Kari-Bolt www.teacherspayteachers.com/Store/Littlered

www.dancingcrayon.com www.teacherspayteachers.com/Store/Whimsy-Clips

www.teacherspayteachers.com/Store/Ramona-Majdis www.teacherspayteachers.com/Store/Zip-a-dee-doo-dah-Designs

www.teacherspayteachers.com/Store/Blue-Bees-Workshop

FONTS www.schoolfonts.com.au www.teacherspayteachers.com/Store/Kimberly-Geswein-Fonts
www.teacherspayteachers.com/Store/Ramona-Majdis

PRINTING TIP This resource has been designed for printing on A4-sized paper. If you are printing on a different size, select "shrink to printable area" or "print to fit page" (or a similar option) in order for the contents of this unit to print correctly.

Copyright © 2021 by Lavinia Pop - All rights reserved by author.

Purchase of this item entitles the purchaser the right to reproduce the pages for personal and classroom use. Duplication for other classes, an entire school or commercial purposes is strictly prohibited without written permission from the author. Minor editing is permitted only for personal use, however the document remains under copyright even when edited. Posting this item in whole or in part on the Internet in any form is strictly prohibited and is a violation of the Digital Millennium Copyright Act (DMCA).

Please be fair and don't share! If you are not the original purchaser of this file, please visit my blog to obtain a link to one of my online stores. www.inmyworld.com.au

let's connect!



In My World

www.inmyworld.com.au



www.facebook.com/inmyworldlavinia



www.instagram.com/inmyworld_lavinia



www.pinterest.com/lavinia

Introduction

About this book

This packet contains a collection of writing pages to make a Pumpkin shaped book.

Contents

Pumpkin cover page

Foods with pumpkin that I eat

Children will identify the things they have eaten and write another thing they like to eat.

Parts of a pumpkins

Children will label the pumpkin using the words in the word bank.

The inside of a pumpkin

Children will describe the inside of a pumpkin using 4 of their senses.

Pumpkin life cycle

Children will fill in the missing words to complete the description of the pumpkin life cycle.

How to carve a pumpkin (two pages)

Children describe the process of carving a pumpkin.

I like Pumpkins (poems)

Children will use 4 adjectives to describe a pumpkin and make a poem.

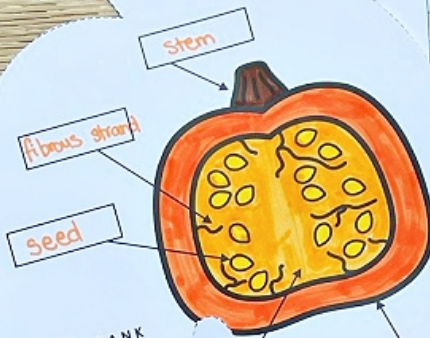
Additional writing and drawing pages (4 pages)

All pages contain handwriting lines with a dotted middle line.

Happy Teaching :)

In My World

Parts of a Pumpkin

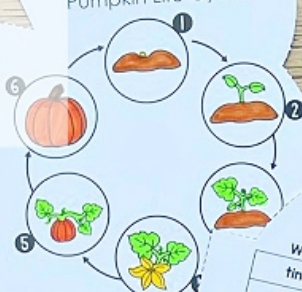


WORD BANK

vine
green
seed
sprout
orange
Flowers

seed is planted in the
seed becomes a sprout
sprout grows into a vine
flowers bloom on the vine
all green pumpkins
green pumpkin grows

Pumpkin Life Cycle



Pumpkin Poem

I like Pumpkins!

Bumpy pumpkins,
smooth pumpkins,
heavy pumpkins,
light pumpkins.
I like pumpkins!

WORD BANK

tiny	giant
clean	dirty
bumpy	smooth
heavy	light

How to Carve a Pumpkin



How to Carve a Pumpkin



looks like
orange slime
smells like
boring vegetables
sounds like
something slow
feels like
good

PUMPKINS

by
Lavinia




pumpkin food I like to eat is
pumpkin

PUMPKINS

by

Lavinia



© 2021 by Lavinia Pop

These are the foods with pumpkin that I eat



cupcake ✓



pie ✓



puree



muffin



bread



donut



cookie ✓



seeds ✓

Another pumpkin food I like to eat is


baked pumpkin

© 2021 by Lavinia Pop



In My World

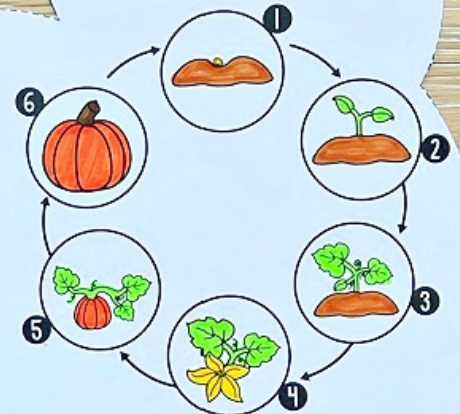
Parts of a Pumpkin



WORD BANK

seed
pulp
fibrous strand
skin
stem

Pumpkin Life Cycle



WORD BANK

vine
green
seed
sprout
orange
Flowers

- 1 A seed is planted in the soil.
- 2 The seed becomes a sprout.
- 3 The sprout grows into a vine.
- 4 Flowers bloom on the vine.
- 5 A small green pumpkin grows.
- 6 The green pumpkin grows bigger and turns orange.



In My World


The inside of a pumpkin

looks like 

orange slime

smells like 

boring vegetables

sounds like 

something sloppy

feels like 

goosey slime

© 2021 by Lavinia Pop

Pumpkin Poem

I like Pumpkins!

Bumpy pumpkins,

smooth pumpkins,

heavy pumpkins,

light pumpkins.

I like pumpkins!

WORD BANK

tiny	giant
clean	dirty
bumpy	smooth
heavy	light




© 2021 by Lavinia Pop

In My World



How to Carve a Pumpkin



How to Carve a Pumpkin



First, you draw a face.
Then, you cut off the top.
Next, you scoop out the seeds.
After that, you carve a face.
Last, you place a candle
inside.

In My World

