



kindergarten

MORNING TUBS

Rhyming Activity

24 Task Cards | Hands-On Literacy Center | Self-Checking


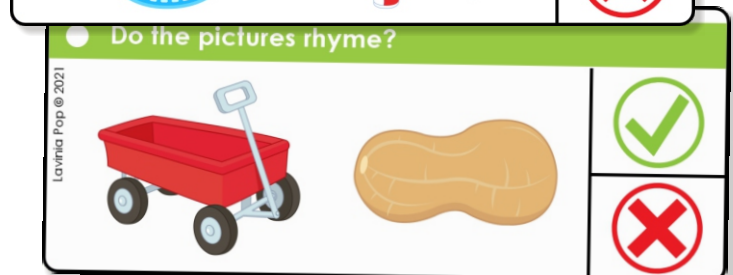

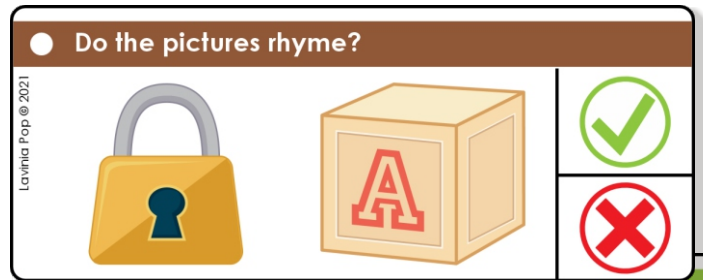


Lavinia Pop

MORNING TUBS

RHYMING MATCHING ACTIVITY

24 TASK CARDS



Thank you for downloading this product; I hope you will enjoy using it and that it will be a valuable resource for you! I value your feedback, so please don't hesitate to contact me if you have any concerns whatsoever as I will endeavour to address them. And if you like what I've done, please let me know by leaving feedback at my online store :)

Lavinia

lavinia@kinder-resources.com

ILLUSTRATIONS Kari Bolt, Little Red, Dancing Crayon Designs, Whimsy Clips, Hidesy's Clipart, Ramona Majdis, Zip-a-Dee-doo-dah-Designs, Bunny on a Cloud

www.teacherspayteachers.com/Store/Kari-Bolt

www.teacherspayteachers.com/Store/Littlered

www.dancingcrayon.com www.teacherspayteachers.com/Store/Whimsy-Clips www.teacherspayteachers.com/Store/Hidesys-Clipart

www.teacherspayteachers.com/Store/Ramona-Majdis

www.teacherspayteachers.com/Store/Zip-a-dee-doo-dah-Designs

www.teacherspayteachers.com/Store/Bunny-On-A-Cloud

FONTS www.schoolfonts.com.au www.teacherspayteachers.com/Store/Kimberly-Geswein-Fonts
www.teacherspayteachers.com/Store/Ramonam-Graphics

PRINTING TIP This resource has been designed for printing on A4-sized paper. If you are printing on a different size, select "shrink to printable area" or "print to fit page" (or a similar option) in order for the contents of this unit to print correctly.

Copyright © 2021 by Lavinia Pop - All rights reserved by author.

Purchase of this item entitles the purchaser the right to reproduce the pages for personal and classroom use. Duplication for other classes, an entire school or commercial purposes is strictly prohibited without written permission from the author. Minor editing is permitted only for personal use, however the document remains under copyright even when edited. Posting this item in whole or in part on the Internet in any form is strictly prohibited and is a violation of the Digital Millennium Copyright Act (DMCA).

Please be fair and don't share! If you are not the original purchaser of this file, please visit my store to purchase a copy. Kinder-Resources.com

let's connect!



Kinder-Resources.com



facebook.com/inmyworldlavinia



instagram.com/inmyworld_lavinia



pinterest.com/lavinia

Introduction

This rhyming activity helps children build phonological awareness by deciding whether two pictured words rhyme. Each card shows two images along with a check mark and cross so students can choose yes or no and then self-check.

What's included

- 24 rhyming decision cards
- Picture pairs include true rhymes and non-rhymes such as:
 - sock/clock, drum/plum, duck/truck, lock/block
 - ring/king, map/cap, sun/run, dog/frog
 - pig/wig, fox/box, hat/cat, stamp/lamp
 - hut/bat, jug/ham, mop/flag, swing/chicken
 - drill/mitten, clip/dragon, wagon/peanut, six/insect
 - bin/bag, pen/grass, bed/ant, sack/pan
- Answer area with check mark and cross on every card

Preparation

1. Print on cardstock and cut along the dotted lines.
2. Laminate for durability.
3. Make it self-checking: place a small sticker or mark on the back of each card behind the correct answer.
4. Optional: punch a hole in the corner and keep the set on a binder ring.

How to use

- Independent center: Students say both words aloud, decide if they rhyme, and clip a clothespin to the correct symbol.
- Small group: Teacher models clear pronunciation, students give thumbs up/down or place cards on a Rhyme / Not a Rhyme mat.
- Partner activity: One student answers while the partner flips to check and explains why.

Differentiation

- Start simple: Use cards with clear rhyming pairs (e.g., sock/clock, dog/frog, hat/cat) so students can hear the matching sounds.
- Extend learning: Ask students to generate another rhyming word for a “yes” pair or suggest a word that rhymes better than the “no” pair.

Skills Targeted

- Phonological awareness: Hearing and identifying rhyming word pairs
- Early literacy foundations: Building an understanding of sound patterns that support reading readiness
- Vocabulary development: Expanding word knowledge by naming and discussing pictures
- Listening and speaking: Practicing clear pronunciation and oral language skills

Teaching tips

- Have students tap once for each syllable as they say the words to help hear ending sounds.
- Store cards by colored border or binder ring for quick rotation.
- Use as a warm-up, intervention, or exit activity.



make this activity
self-checking by
adding stickers on the
back of the card



Make this a self-checking activity by placing a sticker on the back of each card behind either the tick (check mark) or cross.


● Do the pictures rhyme?

Lavinia Pop © 2021



● Do the pictures rhyme?

Lavinia Pop © 2021



● Do the pictures rhyme?

Lavinia Pop © 2021



● Do the pictures rhyme?

Lavinia Pop © 2021

