

Secret Sentence

AUTUMN



















AUTUMN

Name _____

23

Write the beginning sound for each picture in the box underneath.

Write the sentence.










Autumn Secret

AUTUMN

Name _____

1

Write the beginning sound for each picture in the box underneath.

								
---------------------------------------------------------------------------------------	---------------------------------------------------------------------------------------	---------------------------------------------------------------------------------------	---------------------------------------------------------------------------------------	---------------------------------------------------------------------------------------	---------------------------------------------------------------------------------------	---------------------------------------------------------------------------------------	---------------------------------------------------------------------------------------	---------------------------------------------------------------------------------------

Write the sentence.

Autumn Secret Sentence by Lavinia Pop © 2013

Thank you for downloading this product; I hope you will enjoy using it and that it will be a valuable resource for you! I value your feedback, so please don't hesitate to contact me if you have any concerns whatsoever as I will endeavour to address them. And if you like what I've done, please let me know by leaving feedback at my online store :)

Lavinia

lavinia@kinder-resources.com



Kinder-Resources.com

let's connect!



facebook.com/inmyworldlavinipop



instagram.com/inmyworld_lavinipop



pinterest.com/lavinipop

Fonts schoolfonts.com.au

teacherspayteachers.com/Store/Kimberly-Geswein-Fonts
teacherspayteachers.com/Store/Ramonam-Graphics

ILLUSTRATIONS

Kari Bolt, Little Red, Hidesy's Clipart, Dancing Crayon Designs, Whimsy Clips, PartyHead Graphics, Ramona Majdis, Zip-a-Dee-doo-dah-Designs, Bunny on a Cloud, Krista Wallden - Creative Clips, Creating4 the Classroom, Rainbow Sprinkle Studio - Sasha Mitten, First Class Clipart, Erin Colleen Design

teacherspayteachers.com/Store/Kari-Bolt teacherspayteachers.com/Store/Littlered teacherspayteachers.com/Store/Hidesys-Clipart
dancingcrayon.com teacherspayteachers.com/Store/Whimsy-Clips teacherspayteachers.com/Store/Partyhead-Graphics
teacherspayteachers.com/Store/Ramona-Majdis teacherspayteachers.com/Store/Zip-a-dee-doo-dah-Designs
teacherspayteachers.com/Store/Bunny-On-A-Cloud teacherspayteachers.com/Store/Krista-Wallden-Creative-Clips
teacherspayteachers.com/Store/Creating4-The-Classroom teacherspayteachers.com/Store/Rainbow-Sprinkle-Studio-Sasha-Mitten
teacherspayteachers.com/Store/First-Class-Clipart teacherspayteachers.com/Store/Erin-Colleen-Design

This packet contains Images used under license from Shutterstock.com

PRINTING TIP: This resource has been designed for printing on A4-sized paper. If you are printing on a different size, select "shrink to printable area" or "print to fit page" (or a similar option) in order for the contents of this unit to print correctly.

Copyright © 2013 by Lavinia Pop - All rights reserved by author.

Purchase of this item entitles the purchaser the right to reproduce the pages for personal and classroom use. Duplication for other classes, an entire school or commercial purposes is strictly prohibited without written permission from the author. Minor editing is permitted only for personal use, however the document remains under copyright even when edited. Posting this item in whole or in part on the Internet in any form is strictly prohibited and is a violation of the Digital Millennium Copyright Act (DMCA).

Please be fair and don't share! If you are not the original purchaser of this file, please visit my store to purchase a copy. Kinder-Resources.com

INTRODUCTION

About this book

This packet contains 30 Autumn-themed Secret Sentence Worksheets designed for Kindergarten and Grade 1. These fun activities combine phonics, handwriting, reading, and writing practice while keeping students engaged with seasonal fall vocabulary.

What's Included

- 30 printable Autumn Secret Sentence worksheets
- 1 Secret Sentence Key for student or teacher reference

Directions for use

- Each worksheet presents a series of picture clues.
- Children identify the beginning sound of each picture and write the letter in the box underneath.
- Once all the beginning sounds are written, the letters form a secret sentence.
- Students read the sentence and copy it onto the handwriting line at the bottom of the page.

Skills Covered

- Beginning sound recognition (phonics)
- Letter-sound correspondence
- Reading and decoding simple sentences

- Sentence writing and handwriting practice
- Vocabulary development with autumn words
- Problem-solving and critical thinking

How to Differentiate

- Provide the Secret Sentence Key for students who need extra support.
- Challenge advanced learners by removing the key and having them decode independently.

Ways to Use

- Literacy centers
- Morning work
- Homework practice
- Early finisher activities
- Small-group phonics lessons

These worksheets are easy to prep and flexible enough to fit into many parts of your literacy block.

Happy Teaching! :)

SENTENCES

INCLUDED

1. It is windy.
2. It is raining.
3. I see a branch.
4. I put on my scarf.
5. I see a hedgehog.
6. I see red leaves.
7. Hayrides are fun.
8. Look at the black crow.
9. I see a brown acorn.
10. I will eat a pear.
11. I like apple pie.
12. I see sunflowers.
13. I have an umbrella.
14. I see a yellow leaf.
15. I see the pinecone.

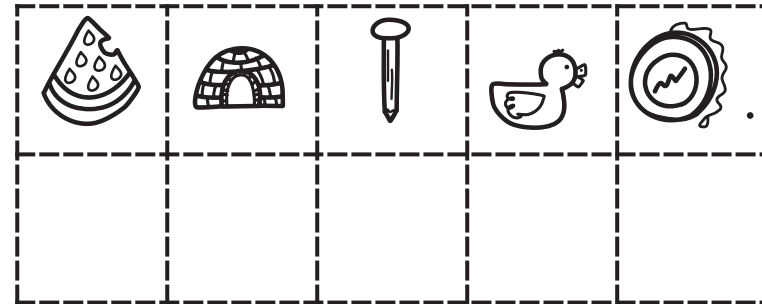


16. He can play football.
17. I see an apple tree.
18. The squirrel has an acorn.
19. I like to rake leaves.
20. I see a pretty scarecrow.
21. I have a big pumpkin.
22. Can you see the raccoon?
23. An owl is up in that tree.
24. Leaves are falling down.
25. This scarecrow has a hat.
26. We are at the pumpkin patch.
27. There are no leaves left.
28. I can jump in the leaves.
29. We play in the corn field.
30. Look at the orange leaves.

AUTUMN

Name _____



Write the beginning sound for each picture in the box underneath.



Write the sentence.



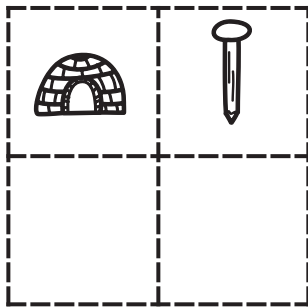





AUTUMN

Name _____



Write the beginning sound for each picture in the box underneath.

23



Write the sentence.

AUTUMN

Name _____




Write the beginning sound for each picture in the box underneath.



Write the sentence.





SECRET SENTENCE KEY

