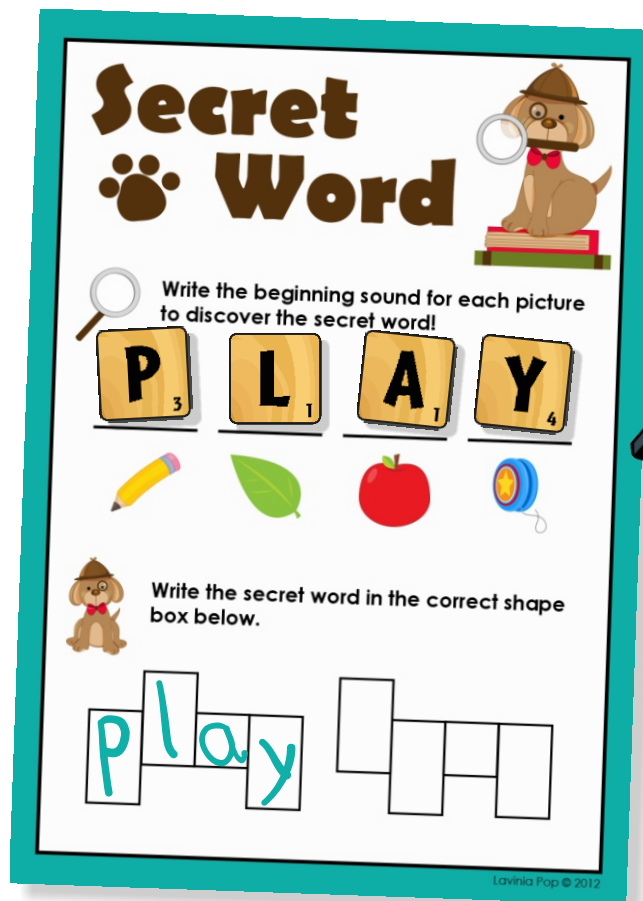
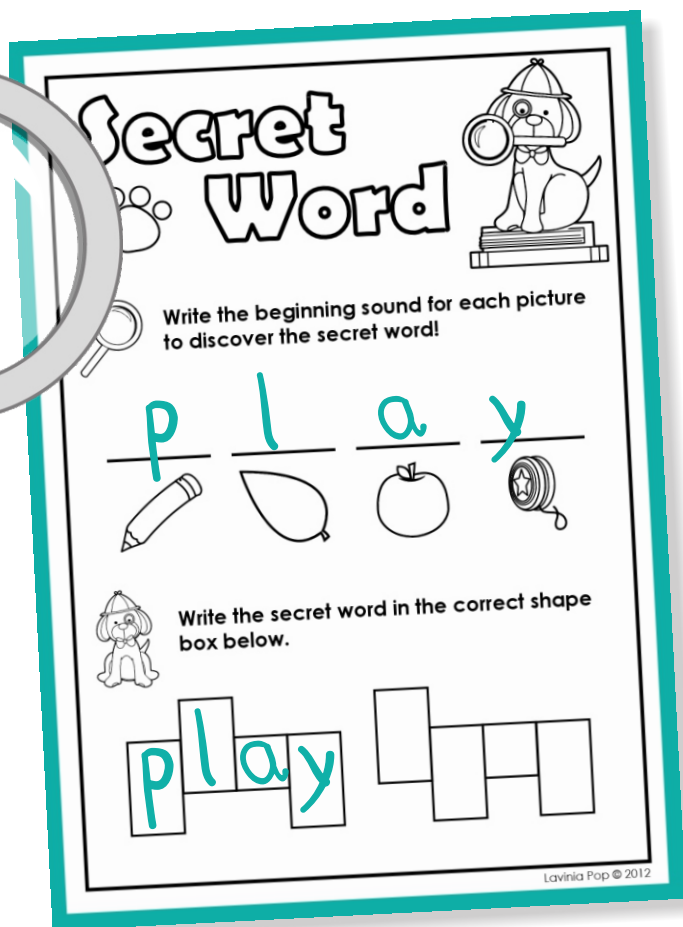


SIGHT WORDS

Pre-Primer Secret Word Center



Thank you for downloading this product; I hope you will enjoy using it and that it will be a valuable resource for you! I value your feedback, so please don't hesitate to contact me if you have any concerns whatsoever as I will endeavour to address them. And if you like what I've done, please let me know by leaving feedback at my online store :)

Lavinia

lavinia@kinder-resources.com



Kinder-Resources.com



facebook.com/inmyworldlavinipop



instagram.com/inmyworld_lavinipop



pinterest.com/lavinipop

let's connect!

Fonts schoolfonts.com.au

teacherspayteachers.com/Store/Kimberly-Geswein-Fonts
teacherspayteachers.com/Store/Ramonam-Graphics

ILLUSTRATIONS Kari Bolt, Little Red, Dancing Crayon Designs, Whimsy Clips, Hidesy's Clipart, Ramona Majdis, Zip-a-Dee-doo-dah-Designs, Bunny on a Cloud

teacherspayteachers.com/Store/Kari-Bolt

teacherspayteachers.com/Store/Littlered

dancingcrayon.com

teacherspayteachers.com/Store/Whimsy-Clips

teacherspayteachers.com/Store/Hidesys-Clipart

teacherspayteachers.com/Store/Ramona-Majdis

teacherspayteachers.com/Store/Zip-a-dee-doo-dah-Designs

teacherspayteachers.com/Store/Bunny-On-A-Cloud

PRINTING TIP This resource has been designed for printing on A4-sized paper. If you are printing on a different size, select "shrink to printable area" or "print to fit page" (or a similar option) in order for the contents of this unit to print correctly.

Copyright ©2012 by Lavinia Pop - All rights reserved by author.

Purchase of this item entitles the purchaser the right to reproduce the pages for personal and classroom use. Duplication for other classes, an entire school or commercial purposes is strictly prohibited without written permission from the author. Minor editing is permitted only for personal use, however the document remains under copyright even when edited. Posting this item in whole or in part on the Internet in any form is strictly prohibited and is a violation of the Digital Millennium Copyright Act (DMCA).

Please be fair and don't share! If you are not the original purchaser of this file, please visit my store to purchase a copy. Kinder-Resources.com

Introduction

Make learning sight words fun and engaging with these Secret Word Pre-Primer Sight Word activities! Designed for Kindergarten and Grade 1 students, this resource gives children hands-on practice with beginning sounds, phonics, and sight word recognition in a playful, puzzle-like format.

Children will feel like detectives as they use picture clues and beginning sounds to uncover hidden sight words, then write them into the matching word shape boxes.

What's Included in the Secret Word Pre-Primer Sight Words Packet

- Full-color Secret Word cards (print, fold, or back-to-back options)
- Black and white Secret Word worksheets (ready-to-use, just print)
- Word shape boxes for self-checking and handwriting practice
- Picture code chart to support independent work and beginning sound recognition

How to Use the Secret Word Pre-Primer Sight Words

1. Print and Prep
 - For the colored cards, print and fold the pages in half to create a double-sided A5 card, or print back-to-back. Laminate for durability.
 - For the blackline version, simply print and they're ready to go — perfect for no-prep mornings.
2. Play and Solve
 - Children look at each picture and identify the beginning sound.
 - They place a letter manipulative (magnetic letters, Scrabble tiles, or bottle caps with letters written on them) on the line for each sound.
3. Discover and Write
 - Once the secret word is revealed, children read it aloud, find the correct word shape box, and write it inside.

Other Ways to Use the Secret Word Activity

- Morning Tubs or Early Finishers – Keep a laminated set with manipulatives ready for independent play.
- Literacy Centers – Create a “Detective Station” where students solve several puzzles in rotation.
- Partner or Small Group Work – One child builds the word, the other checks using the shape boxes.
- Homework or Take-Home Practice – Send home the black-and-white version for extra phonics fun.
- Differentiation – Support struggling learners with fewer prompts and a word bank, or challenge advanced students to write sentences using the secret word.

Educational Benefits

- Builds phonemic awareness and sound-letter connections
- Strengthens sight word recognition (pre-primer list)
- Develops handwriting and fine motor skills
- Encourages independent problem-solving
- Engages students in a fun, game-like learning experience

Teacher Tips

- Store laminated cards on a binder ring for easy organization.
- Use dry-erase markers on laminated versions so students can write directly on them.

Happy Teaching :)

Pre-Primer Words

- | | | |
|----------|----------|-----------|
| 1. a | 16. up | 31. need |
| 2. and | 17. come | 32. where |
| 3. I | 18. here | 33. funny |
| 4. see | 19. in | 34. jump |
| 5. can | 20. said | 35. not |
| 6. me | 21. big | 36. that |
| 7. the | 22. play | 37. away |
| 8. you | 23. run | 38. help |
| 9. is | 24. to | 39. went |
| 10. it | 25. find | 40. with |
| 11. like | 26. for | |
| 12. my | 27. look | |
| 13. at | 28. we | |
| 14. down | 29. are | |
| 15. go | 30. make | |














Secret












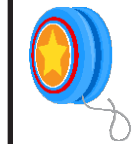



Word

Code



												
a	b	c	d	e	f	g	h	i	j	k	l	m

												
n	o	p	q	r	s	t	u	v	w	x	y	z

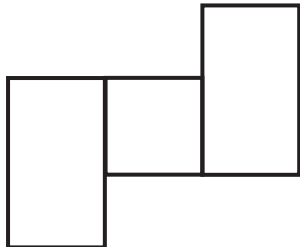
Secret Word



Write the beginning sound for each picture to discover the secret word!



Write the secret word in the correct shape box below.



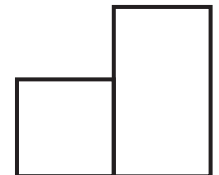
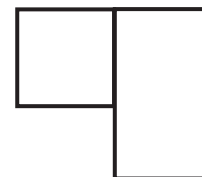
Secret Word



Write the beginning sound for each picture to discover the secret word!



Write the secret word in the correct shape box below.



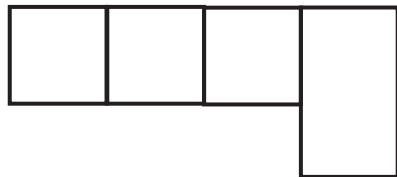
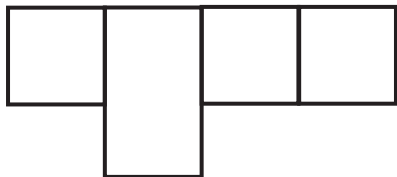
Secret Word



Write the beginning sound for each picture to discover the secret word!



Write the secret word in the correct shape box below.



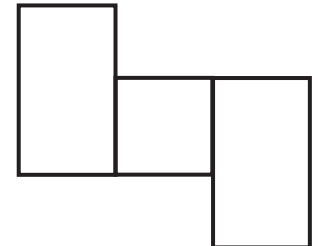
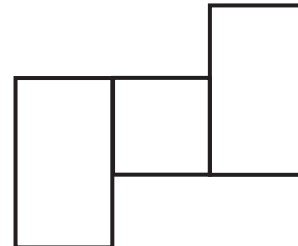
Secret Word




Write the beginning sound for each picture to discover the secret word!



Write the secret word in the correct shape box below.








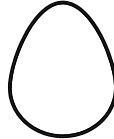
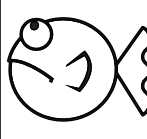


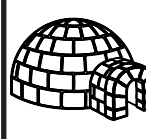

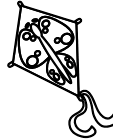


Secret










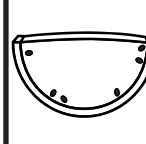





Word



CODE



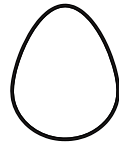


												
a	b	c	d	e	f	g	h	i	j	k	l	m

												
n	o	p	q	r	s	t	u	v	w	x	y	z

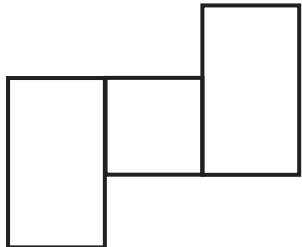
Secret Word





Write the beginning sound for each picture to discover the secret word!




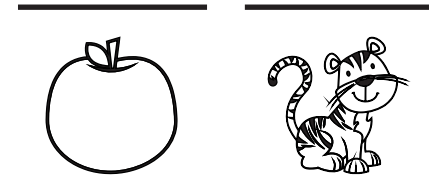
Write the secret word in the correct shape box below.



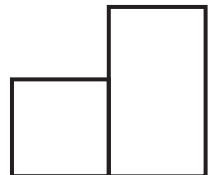
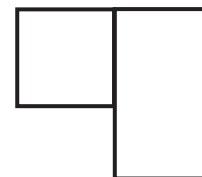
Secret Word





Write the beginning sound for each picture to discover the secret word!





Write the secret word in the correct shape box below.



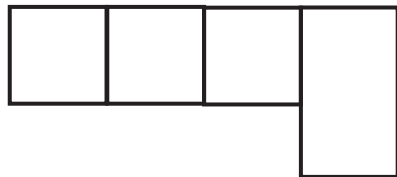
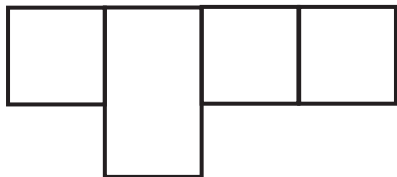
Secret Word





Write the beginning sound for each picture to discover the secret word!



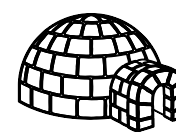
Write the secret word in the correct shape box below.



Secret Word



Write the beginning sound for each picture to discover the secret word!



Write the secret word in the correct shape box below.

