


kindergarten

MORNING TUBS

2D Shape Recognition Activity

24 Task Cards | Hands-On Math Center | Self-Checking




Lavinia Pop

MORNING TUBS

2D SHAPE MATCHING ACTIVITY

24 TASK CARDS



Thank you for downloading this product; I hope you will enjoy using it and that it will be a valuable resource for you! I value your feedback, so please don't hesitate to contact me if you have any concerns whatsoever as I will endeavour to address them. And if you like what I've done, please let me know by leaving feedback at my online store :)

Lavinia

lavinia@kinder-resources.com

ILLUSTRATIONS Kari Bolt, Little Red, Dancing Crayon Designs, Whimsy Clips, Hidesy's Clipart, Ramona Majdis, Zip-a-Dee-doo-dah-Designs, Bunny on a Cloud

www.teacherspayteachers.com/Store/Kari-Bolt

www.teacherspayteachers.com/Store/Littlered

www.dancingcrayon.com www.teacherspayteachers.com/Store/Whimsy-Clips www.teacherspayteachers.com/Store/Hidesys-Clipart

www.teacherspayteachers.com/Store/Ramona-Majdis

www.teacherspayteachers.com/Store/Zip-a-dee-doo-dah-Designs

www.teacherspayteachers.com/Store/Bunny-On-A-Cloud

FONTS www.schoolfonts.com.au www.teacherspayteachers.com/Store/Kimberly-Geswein-Fonts
www.teacherspayteachers.com/Store/Ramonam-Graphics

PRINTING TIP This resource has been designed for printing on A4-sized paper. If you are printing on a different size, select "shrink to printable area" or "print to fit page" (or a similar option) in order for the contents of this unit to print correctly.

Copyright © 2021 by Lavinia Pop - All rights reserved by author.

Purchase of this item entitles the purchaser the right to reproduce the pages for personal and classroom use. Duplication for other classes, an entire school or commercial purposes is strictly prohibited without written permission from the author. Minor editing is permitted only for personal use, however the document remains under copyright even when edited. Posting this item in whole or in part on the Internet in any form is strictly prohibited and is a violation of the Digital Millennium Copyright Act (DMCA).

Please be fair and don't share! If you are not the original purchaser of this file, please visit my store to purchase a copy. Kinder-Resources.com

let's connect!



Kinder-Resources.com



facebook.com/inmyworldlavinia



instagram.com/inmyworld_lavinia



pinterest.com/lavinia

Introduction

This interactive resource helps children practice 2D shape recognition and visual discrimination. Each card shows a focus shape and a real-world object. Students decide if the two pictures share the same shape by clipping a clothespin to the check mark or cross. Because each card includes both a correct and incorrect option, students must think carefully about shape features.

I have included photos showing how this activity can be used. You may print and store the photo with the activity as a visual instruction card.

What's Included

- 24 task cards featuring common 2D shapes
- Focus shapes: circle, square, rectangle, triangle, oval, diamond/rhombus, pentagon, hexagon, octagon, star, crescent, semicircle
- Answer area with check mark and cross
- Optional self-checking setup (stickers or marks on the back)

How to Prepare

1. Print the cards on cardstock and cut along dotted lines.
2. Laminate for durability.
3. Punch a hole and keep cards together with a binder ring, or store loose in a container.
4. Add a small sticker or mark behind the correct answer on each card to make them self-checking.
5. Provide clothespins, counters, or dry-erase markers for students to mark their answers.

How to Use

- Independent practice: Students clip a clothespin on the check mark or cross, then turn over to check.
- Small-group warm-up: Teacher shows a card and students respond with thumbs up or thumbs down.
- Math centers: Place the set with clothespins in a bin for ongoing review.
- Partner work: One student answers, the other checks, then switch roles.
- Extend learning by asking students to find another classroom object that matches the focus shape.

Skills Targeted

- 2D shape identification and attributes
- Comparing and contrasting shapes

Happy Teaching :)





make this activity
self-checking by
adding stickers on the
back of the card



Make this a self-checking activity by placing a sticker on the back of each card behind either the tick (check mark) or cross.

● Do the shapes match?

Lavinia Pop © 2021




● Do the shapes match?

Lavinia Pop © 2021



● Do the shapes match?

Lavinia Pop © 2021



● Do the shapes match?

Lavinia Pop © 2021

