


# SIGHT WORDS


# Pre-Primer Word Practice




Name: \_\_\_\_\_

Pre-Primer Sight Words Practice Pack by Lavinia Pop © 2012

**down**


 Find and circle the word.


down    dawn    bown    bawn

 Trace the word.

down  
down

Write it with your eyes closed.





 Add letters to make new words. Draw a line to match the picture.


cl    cr


\_\_\_\_\_own


\_\_\_\_\_own





 Read the sentence. Copy it on the line.

I went down the slide. 

 \_\_\_\_\_

\_\_\_\_\_

**Thank you** for downloading this product; I hope you will enjoy using it and that it will be a valuable resource for you! I value your feedback, so please don't hesitate to contact me if you have any concerns whatsoever as I will endeavour to address them. And if you like what I've done, please let me know by leaving feedback at my online store :)

Lavinia

[lavinia@kinder-resources.com](mailto:lavinia@kinder-resources.com)

**ILLUSTRATIONS** Kari Bolt, Little Red, Dancing Crayon Designs, Whimsy Clips, Hidesy's Clipart, Ramona Majdis, Zip-a-Dee-doo-dah-Designs, Bunny on a Cloud

[www.teacherspayteachers.com/Store/Kari-Bolt](http://www.teacherspayteachers.com/Store/Kari-Bolt)

[www.teacherspayteachers.com/Store/Littlered](http://www.teacherspayteachers.com/Store/Littlered)

[www.dancingcrayon.com](http://www.dancingcrayon.com) [www.teacherspayteachers.com/Store/Whimsy-Clips](http://www.teacherspayteachers.com/Store/Whimsy-Clips) [www.teacherspayteachers.com/Store/Hidesys-Clipart](http://www.teacherspayteachers.com/Store/Hidesys-Clipart)

[www.teacherspayteachers.com/Store/Ramona-Majdis](http://www.teacherspayteachers.com/Store/Ramona-Majdis)

[www.teacherspayteachers.com/Store/Zip-a-dee-doo-dah-Designs](http://www.teacherspayteachers.com/Store/Zip-a-dee-doo-dah-Designs)

[www.teacherspayteachers.com/Store/Bunny-On-A-Cloud](http://www.teacherspayteachers.com/Store/Bunny-On-A-Cloud)

**FONTS** [www.schoolfonts.com.au](http://www.schoolfonts.com.au) [www.teacherspayteachers.com/Store/Kimberly-Geswein-Fonts](http://www.teacherspayteachers.com/Store/Kimberly-Geswein-Fonts)  
[www.teacherspayteachers.com/Store/Ramonam-Graphics](http://www.teacherspayteachers.com/Store/Ramonam-Graphics)

**PRINTING TIP** This resource has been designed for printing on A4-sized paper. If you are printing on a different size, select "shrink to printable area" or "print to fit page" (or a similar option) in order for the contents of this unit to print correctly.

Copyright © 2012 by Lavinia Pop - All rights reserved by author.

Purchase of this item entitles the purchaser the right to reproduce the pages for personal and classroom use. Duplication for other classes, an entire school or commercial purposes is strictly prohibited without written permission from the author. Minor editing is permitted only for personal use, however the document remains under copyright even when edited. Posting this item in whole or in part on the Internet in any form is strictly prohibited and is a violation of the Digital Millennium Copyright Act (DMCA).

Please be fair and don't share! If you are not the original purchaser of this file, please visit my store to purchase a copy. [Kinder-Resources.com](http://Kinder-Resources.com)

let's connect!



[Kinder-Resources.com](http://Kinder-Resources.com)



[facebook.com/inmyworldlavinipop](https://facebook.com/inmyworldlavinipop)



[instagram.com/lavinipop\\_kinder\\_resources](https://instagram.com/lavinipop_kinder_resources)



[pinterest.com/lavinipop](https://pinterest.com/lavinipop)

# Introduction

Give your students engaging practice with this Pre-Primer Sight Word Practice Pack! This resource includes 40 worksheets, one for each Pre-Primer sight word, designed for Kindergarten and 1st Grade learners. Each page follows the same consistent format, making it easy for students to work independently while reinforcing key literacy skills.

## **What's Included:**

- 40 Pre-Primer sight word worksheets (one per word)
- A variety of activities on each page:
  - Find and circle the word
  - Trace and write the word (eyes open and closed)
  - Add letters to make new words and draw a line to match the picture
  - Read and copy a sentence with the focus word
- Blackline format for easy printing and photocopying
- Consistent layout to support independence and confidence

## **How to Use:**

- *Centers:* Laminate pages for repeated use in literacy rotations.
- *Small groups:* Provide targeted practice for students who need extra support.
- *Homework:* Send pages home to reinforce classroom learning.
- *Early finishers:* Keep students engaged with meaningful skill practice.
- *Assessments:* Use completed worksheets as evidence of student progress.

## **Educational Benefits:**

- Builds sight word recognition and fluency
- Strengthens spelling, handwriting, and word analysis skills
- Develops reading comprehension through sentence practice
- Supports independence with predictable routines
- Provides differentiated practice for a range of learners

Happy Teaching! :)

# Pre-Primer Words

- |          |           |
|----------|-----------|
| 1. a     | 25. find  |
| 2. and   | 26. for   |
| 3. I     | 27. look  |
| 4. see   | 28. we    |
| 5. can   | 29. are   |
| 6. me    | 30. make  |
| 7. the   | 31. need  |
| 8. you   | 32. where |
| 9. is    | 33. funny |
| 10. it   | 34. jump  |
| 11. like | 35. not   |
| 12. my   | 36. that  |
| 13. at   | 37. away  |
| 14. down | 38. help  |
| 15. go   | 39. went  |
| 16. up   | 40. with  |
| 17. come |           |
| 18. here |           |
| 19. in   |           |
| 20. said |           |
| 21. big  |           |
| 22. play |           |
| 23. run  |           |
| 24. to   |           |

Name: \_\_\_\_\_

**are**



Find and circle the word.

ane

arc

are

rea

era



Trace the word.

are

are

Write it with your eyes closed.



Add letters to make new words. Draw a line to match the picture.

m

t

ar\_\_\_\_\_

ar\_\_\_\_\_



Read the sentence. Copy it on the line.

The stars are yellow.



\_\_\_\_\_

\_\_\_\_\_

\_\_\_\_\_

Name: \_\_\_\_\_

# down



Find and circle the word.

down

dawn

bowen

bawn



Trace the word.

down

down

Write it with your eyes closed.



Add letters to make new words. Draw a line to match the picture.

cl

cr

\_\_\_\_\_own

\_\_\_\_\_own



Read the sentence. Copy it on the line.

I went down the slide.



Name: \_\_\_\_\_

**see**



Find and circle the word.

see

cee

sea

soo

ses



Trace the word.

see

see


Write it with your eyes closed.



Add letters to make new words. Draw a line to match the picture.

b

tr



\_\_\_\_\_ee

\_\_\_\_\_ee



Read the sentence. Copy it on the line.

I see a pink pig.

