


SIGHT WORDS

Pre-Primer Word Work Center



1 Trace it!

and

2 Write it!

3 Shape it!

4 What's missing?

a _ d a n _

5 Read it and circle it!

I see a crab and a tu

1 Trace it!

to

2 Write it!

to to to

3 Shape it!

4 What's missing?

t o t o t o

5 Read it and circle it!

I went to the zoo to see a lion.

Lavinia Pop © 2012

Thank you for downloading this product; I hope you will enjoy using it and that it will be a valuable resource for you! I value your feedback, so please don't hesitate to contact me if you have any concerns whatsoever as I will endeavour to address them. And if you like what I've done, please let me know by leaving feedback at my online store :)

Lavinia

lavinia@kinder-resources.com

ILLUSTRATIONS Kari Bolt, Little Red, Dancing Crayon Designs, Whimsy Clips, Hidesy's Clipart, Ramona Majdis, Zip-a-Dee-doo-dah-Designs, Bunny on a Cloud

www.teacherspayteachers.com/Store/Kari-Bolt

www.teacherspayteachers.com/Store/Littlered

www.dancingcrayon.com www.teacherspayteachers.com/Store/Whimsy-Clips www.teacherspayteachers.com/Store/Hidesys-Clipart

www.teacherspayteachers.com/Store/Ramona-Majdis

www.teacherspayteachers.com/Store/Zip-a-dee-doo-dah-Designs

www.teacherspayteachers.com/Store/Bunny-On-A-Cloud

FONTS www.schoolfonts.com.au www.teacherspayteachers.com/Store/Kimberly-Geswein-Fonts
www.teacherspayteachers.com/Store/Ramonam-Graphics

PRINTING TIP This resource has been designed for printing on A4-sized paper. If you are printing on a different size, select "shrink to printable area" or "print to fit page" (or a similar option) in order for the contents of this unit to print correctly.

Copyright © 2012 by Lavinia Pop - All rights reserved by author.

Purchase of this item entitles the purchaser the right to reproduce the pages for personal and classroom use. Duplication for other classes, an entire school or commercial purposes is strictly prohibited without written permission from the author. Minor editing is permitted only for personal use, however the document remains under copyright even when edited. Posting this item in whole or in part on the Internet in any form is strictly prohibited and is a violation of the Digital Millennium Copyright Act (DMCA).

Please be fair and don't share! If you are not the original purchaser of this file, please visit my store to purchase a copy. Kinder-Resources.com

let's connect!



Kinder-Resources.com



facebook.com/inmyworldlavinipop



instagram.com/lavinipop_kinder_resources



pinterest.com/lavinipop

Introduction

This resource contains 40 Pre-Primer Sight Word activity pages designed for use with children in Kindergarten and Grade 1. Each page focuses on a single pre-primer sight word and provides a variety of hands-on tasks to help students recognize, write, and read the word in context.

The activities include:

- Trace it! – Students trace the sight word following directional arrows.
- Write it! – Students write the sight word on handwriting lines for extra practice.
- Shape it! – Students build the sight word using letter boxes (word shape recognition).
- What's missing? – Students fill in missing letters to complete the word.
- Read it and circle it! – Students read a simple sentence and circle the focus word.

What's Included:

- 40 full-color Pre-Primer Sight Word activity pages (one for each word).
- Step-by-step practice on every page: Trace, Write, Shape, Fill in the Missing, Read & Circle.
- Easy-prep format: print, laminate, and use!

Skills Covered

- Sight word recognition and automaticity
- Handwriting and fine motor skills
- Word shape awareness
- Letter-sound correspondence and spelling
- Sentence reading and comprehension

Educational Benefits:

- Provides multiple exposures to each sight word in different formats.
- Builds confidence and fluency with high-frequency words.
- Encourages independent practice during literacy centers or morning tubs.
- Supports differentiated instruction for whole group, small group, or intervention.

Ideas for Use

- Literacy Centers: Laminate pages, cut, and store in a file folder or binder for a ready-to-go center.
- Morning Tubs / Early Finishers: Students can grab a laminated page and use dry-erase markers.
- Homework / Take-Home Practice: Send copies home for extra reinforcement.
- Intervention Groups: Use pages for targeted sight word review with struggling readers.

Happy Teaching! :)

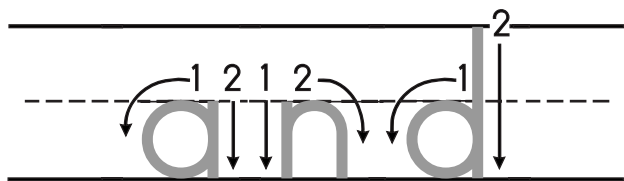
Pre-Primer Words

- | | |
|----------|-----------|
| 1. a | 25. find |
| 2. and | 26. for |
| 3. I | 27. look |
| 4. see | 28. we |
| 5. can | 29. are |
| 6. me | 30. make |
| 7. the | 31. need |
| 8. you | 32. where |
| 9. is | 33. funny |
| 10. it | 34. jump |
| 11. like | 35. not |
| 12. my | 36. that |
| 13. at | 37. away |
| 14. down | 38. help |
| 15. go | 39. went |
| 16. up | 40. with |
| 17. come | |
| 18. here | |
| 19. in | |
| 20. said | |
| 21. big | |
| 22. play | |
| 23. run | |
| 24. to | |

1

Trace it!

and

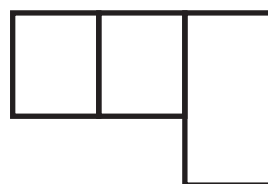
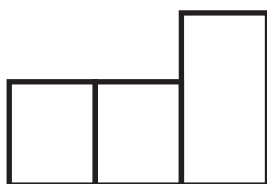


2

Write it!

3

Shape it!



4

What's missing?

a _ d a n _

_ n d

5

Read it and circle it!



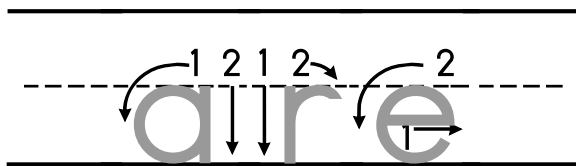
I see a crab and a turtle.

and

1

Trace it!

are

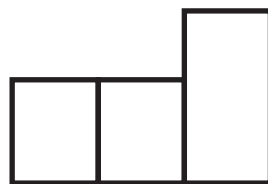
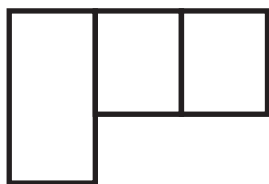


2

Write it!

3

Shape it!



4

What's missing?

a _ e a r _

_ r e

5

Read it and circle it!



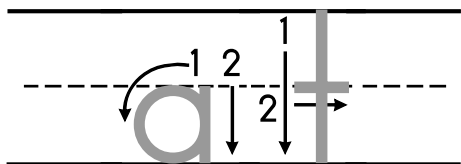
Are you sleeping?

are

1

Trace it!

at

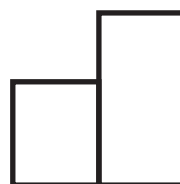



2

Write it!

3

Shape it!



4

What's missing?

a _ _

_ _

_ t _

5

Read it and circle it!



I am at school.

at