


SIGHT WORDS

Pre-Primer Word Work



Name: _____

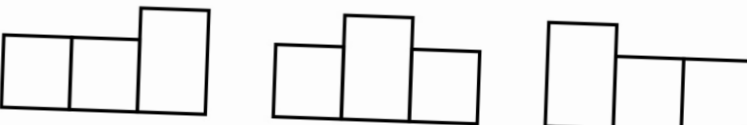
Pre-Primer Sight Words Word Work by Lavinia Pop © 2012

and

Trace the word.

and and and and

Write the word in the correct shape.



Circle the letters that make up the word.

abcdefghijklmnopqrstuvwxyz

Fill in the missing letters.

a n _ _ n d a _ d

Circle the vowels (a,e,i,o,u).

a n d

Fix the mistake in each word.

amd anb cnd

Thank you for downloading this product; I hope you will enjoy using it and that it will be a valuable resource for you! I value your feedback, so please don't hesitate to contact me if you have any concerns whatsoever as I will endeavour to address them. And if you like what I've done, please let me know by leaving feedback at my online store :)

Lavinia

lavinia@kinder-resources.com

ILLUSTRATIONS Kari Bolt, Little Red, Dancing Crayon Designs, Whimsy Clips, Hidesy's Clipart, Ramona Majdis, Zip-a-Dee-doo-dah-Designs, Bunny on a Cloud

www.teacherspayteachers.com/Store/Kari-Bolt

www.teacherspayteachers.com/Store/Littlered

www.dancingcrayon.com www.teacherspayteachers.com/Store/Whimsy-Clips www.teacherspayteachers.com/Store/Hidesys-Clipart

www.teacherspayteachers.com/Store/Ramona-Majdis

www.teacherspayteachers.com/Store/Zip-a-dee-doo-dah-Designs

www.teacherspayteachers.com/Store/Bunny-On-A-Cloud

FONTS www.schoolfonts.com.au www.teacherspayteachers.com/Store/Kimberly-Geswein-Fonts
www.teacherspayteachers.com/Store/Ramonam-Graphics

PRINTING TIP This resource has been designed for printing on A4-sized paper. If you are printing on a different size, select "shrink to printable area" or "print to fit page" (or a similar option) in order for the contents of this unit to print correctly.

Copyright © 2012 by Lavinia Pop - All rights reserved by author.

Purchase of this item entitles the purchaser the right to reproduce the pages for personal and classroom use. Duplication for other classes, an entire school or commercial purposes is strictly prohibited without written permission from the author. Minor editing is permitted only for personal use, however the document remains under copyright even when edited. Posting this item in whole or in part on the Internet in any form is strictly prohibited and is a violation of the Digital Millennium Copyright Act (DMCA).

Please be fair and don't share! If you are not the original purchaser of this file, please visit my store to purchase a copy. Kinder-Resources.com

let's connect!



Kinder-Resources.com



facebook.com/inmyworldlavinipop



instagram.com/lavinipop_kinder_resources



pinterest.com/lavinipop

Introduction

Introduce your students to sight words with the Pre-Primer Sight Words Word Work pack! This resource includes 40 worksheets designed for Kindergarten and Grade 1 students. Each page focuses on one sight word and provides six engaging activities to build recognition, spelling, and handwriting skills.

What's Included:

- 40 sight word worksheets (one per pre-primer word)
- Six consistent activities on each page:
 1. Trace the word
 2. Write the word in the correct shape
 3. Circle the letters in the alphabet
 4. Fill in the missing letters
 5. Circle the vowels (a, e, i, o, u)
 6. Fix the mistake in each word
- Blackline format for easy printing and photocopying
- Consistent layout to help students build independence

How to Use:

- *Booklets:* Staple worksheets together to create a personalized sight word book for each student.
- *Centers:* Laminate pages and use with dry-erase markers for repeated practice.
- *Intervention:* Pull specific words for struggling students in small groups.
- *Homework:* Send a page home weekly to reinforce classroom learning.
- *Assessments:* Use completed pages as evidence of progress in sight word recognition.
- *Games:* Cut apart the "Fix the mistakes" words and turn them into a small group "word detective" game.

Educational Benefits:

- Builds sight word recognition and fluency
- Reinforces letter and vowel identification
- Strengthens handwriting and fine motor skills
- Develops spelling and word analysis strategies
- Encourages independence through predictable routines

Happy Teaching! :)

Pre-Primer Words

- | | |
|----------|-----------|
| 1. a | 25. find |
| 2. and | 26. for |
| 3. I | 27. look |
| 4. see | 28. we |
| 5. can | 29. are |
| 6. me | 30. make |
| 7. the | 31. need |
| 8. you | 32. where |
| 9. is | 33. funny |
| 10. it | 34. jump |
| 11. like | 35. not |
| 12. my | 36. that |
| 13. at | 37. away |
| 14. down | 38. help |
| 15. go | 39. went |
| 16. up | 40. with |
| 17. come | |
| 18. here | |
| 19. in | |
| 20. said | |
| 21. big | |
| 22. play | |
| 23. run | |
| 24. to | |

Name: _____

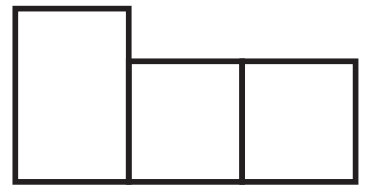

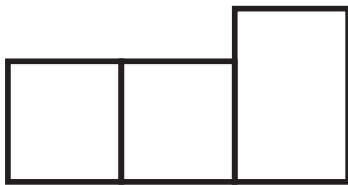
and

Trace the word.



and and and and

Write the word in the correct shape.



Circle the letters that make up the word.



a b c d e f g h i j k l m n o p q r s t u v w x y z

Fill in the missing letters.



 a n n d a d

Circle the vowels (a,e,i,o,u).



a n d

Fix the mistake in each word.



amd

anb

cnd

Name: _____


here

Trace the word.



here here here

Write the word in the correct shape.



Circle the letters that make up the word.



a b c d e f g h i j k l m n o p q r s t u v w x y z

Fill in the missing letters.



h r

 e e

Circle the vowels (a,e,i,o,u).



h e r e

Fix the mistake in each word.



hera

hene

bere

Name: _____

said

Trace the word.


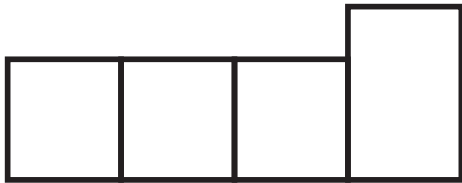


said

said

said

Write the word in the correct shape.



Circle the letters that make up the word.



a b c d e f g h i j k l m n o p q r s t u v w x y z

Fill in the missing letters.



s i

 a d

Circle the vowels (a,e,i,o,u).



s a i d

Fix the mistake in each word.



saib

seid

zaid

Name: _____

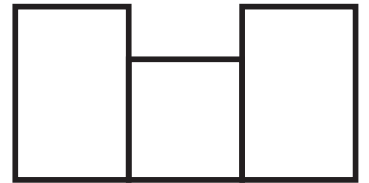
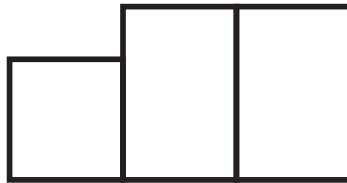
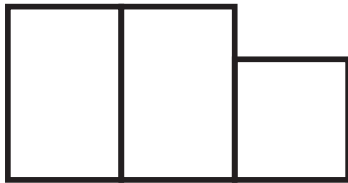
the

Trace the word.



the the the the

Write the word in the correct shape.



Circle the letters that make up the word.



a b c d e f g h i j k l m n o p q r s t u v w x y z

Fill in the missing letters.



t h h e t e

Circle the vowels (a,e,i,o,u).



t h e

Fix the mistake in each word.



tha

tne

lhe