

# SIGHT WORDS

# Pre-Primer

## Write and Wipe



Lavinia Pop

**Thank you** for downloading this product; I hope you will enjoy using it and that it will be a valuable resource for you! I value your feedback, so please don't hesitate to contact me if you have any concerns whatsoever as I will endeavour to address them. And if you like what I've done, please let me know by leaving feedback at my online store :)

Lavinia

[lavinia@kinder-resources.com](mailto:lavinia@kinder-resources.com)



[Kinder-Resources.com](http://Kinder-Resources.com)



[facebook.com/inmyworldlavinipop](https://facebook.com/inmyworldlavinipop)



[instagram.com/inmyworld\\_lavinipop](https://instagram.com/inmyworld_lavinipop)



[pinterest.com/lavinipop](https://pinterest.com/lavinipop)

let's connect!

**Fonts** [schoolfonts.com.au](http://schoolfonts.com.au)

[teacherspayteachers.com/Store/Kimberly-Geswein-Fonts](https://teacherspayteachers.com/Store/Kimberly-Geswein-Fonts)  
[teacherspayteachers.com/Store/Ramonam-Graphics](https://teacherspayteachers.com/Store/Ramonam-Graphics)

**ILLUSTRATIONS** Kari Bolt, Little Red, Dancing Crayon Designs, Whimsy Clips, Hidesy's Clipart, Ramona Majdis, Zip-a-Dee-doo-dah-Designs, Bunny on a Cloud

[teacherspayteachers.com/Store/Kari-Bolt](https://teacherspayteachers.com/Store/Kari-Bolt)

[teacherspayteachers.com/Store/Littlered](https://teacherspayteachers.com/Store/Littlered)

[dancingcrayon.com](http://dancingcrayon.com)

[teacherspayteachers.com/Store/Whimsy-Clips](https://teacherspayteachers.com/Store/Whimsy-Clips)

[teacherspayteachers.com/Store/Hidesys-Clipart](https://teacherspayteachers.com/Store/Hidesys-Clipart)

[teacherspayteachers.com/Store/Ramona-Majdis](https://teacherspayteachers.com/Store/Ramona-Majdis)

[teacherspayteachers.com/Store/Zip-a-dee-doo-dah-Designs](https://teacherspayteachers.com/Store/Zip-a-dee-doo-dah-Designs)

[teacherspayteachers.com/Store/Bunny-On-A-Cloud](https://teacherspayteachers.com/Store/Bunny-On-A-Cloud)

**PRINTING TIP** This resource has been designed for printing on A4-sized paper. If you are printing on a different size, select "shrink to printable area" or "print to fit page" (or a similar option) in order for the contents of this unit to print correctly.

Copyright ©2013 by Lavinia Pop - All rights reserved by author.

Purchase of this item entitles the purchaser the right to reproduce the pages for personal and classroom use. Duplication for other classes, an entire school or commercial purposes is strictly prohibited without written permission from the author. Minor editing is permitted only for personal use, however the document remains under copyright even when edited. Posting this item in whole or in part on the Internet in any form is strictly prohibited and is a violation of the Digital Millennium Copyright Act (DMCA).

Please be fair and don't share! If you are not the original purchaser of this file, please visit my store to purchase a copy. [Kinder-Resources.com](http://Kinder-Resources.com)

# Introduction

Help children build early literacy skills with these fun and interactive Pre-Primer Sight Word Write and Wipe Mats! This set includes 40 pre-primer sight words designed to support beginning readers in mastering essential high-frequency words through hands-on practice.

## What's Included

- 40 write and wipe mats featuring pre-primer sight words
- Adorable animal illustrations to keep learners engaged
- Large handwriting lines with directional arrows for proper letter formation

## How to Use

These mats are designed for write and wipe centers. Simply print, laminate, and provide students with dry-erase markers. Children can trace and write the sight words again and again, building fluency and confidence.

## More Ways to Use the Mats

These versatile mats can also be used in a variety of sensory and hands-on learning activities:

- *Sand Tray Writing* – Place the mats next to a sand tray for students to copy the words with their finger.
- *Finger Tracing* – Encourage children to trace the words with their finger before using a marker.
- *Play Dough Words* – Roll play dough “snakes” and form the letters directly on top of the mats.

- *Rainbow Writing* – Use different colored dry-erase markers to trace each word multiple times.
- *Salt or Rice Tray* – Hide the mats under clear plastic sleeves and let students reveal the word by tracing with their finger.
- *Word Hunt* – After practicing, have children look for the same sight words in books or classroom labels.

## Educational Benefits


- Builds recognition of high-frequency sight words
- Strengthens fine motor control and handwriting skills
- Encourages proper letter formation
- Provides multisensory practice to support all learning styles
- Boosts reading fluency by reinforcing word familiarity

These Pre-Primer Sight Word Write and Wipe Mats make learning sight words fun, engaging, and hands-on. With multiple ways to use them, they're a perfect addition to literacy centers, morning work, or small-group instruction.

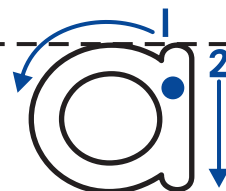
Happy Teaching :)

# Pre-Primer Words

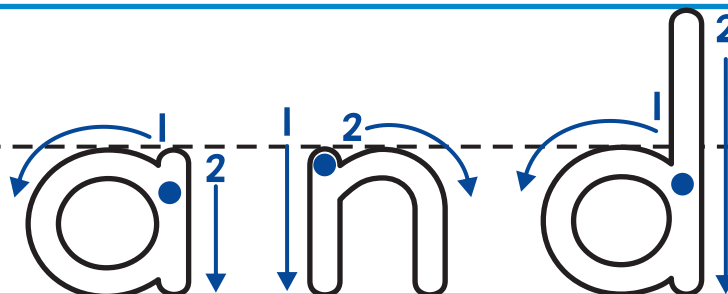
- |          |          |           |
|----------|----------|-----------|
| 1. a     | 16. up   | 31. need  |
| 2. and   | 17. come | 32. where |
| 3. I     | 18. here | 33. funny |
| 4. see   | 19. in   | 34. jump  |
| 5. can   | 20. said | 35. not   |
| 6. me    | 21. big  | 36. that  |
| 7. the   | 22. play | 37. away  |
| 8. you   | 23. run  | 38. help  |
| 9. is    | 24. to   | 39. went  |
| 10. it   | 25. find | 40. with  |
| 11. like | 26. for  |           |
| 12. my   | 27. look |           |
| 13. at   | 28. we   |           |
| 14. down | 29. are  |           |
| 15. go   | 30. make |           |



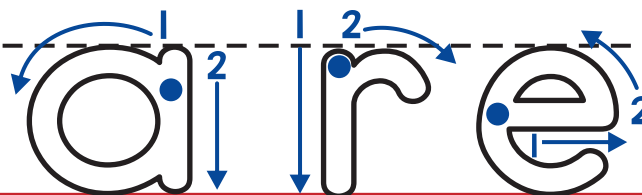
Lavinia Pop © 2013

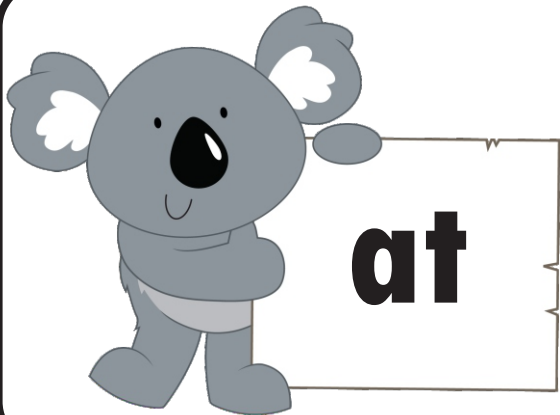


Lavinia Pop © 2013

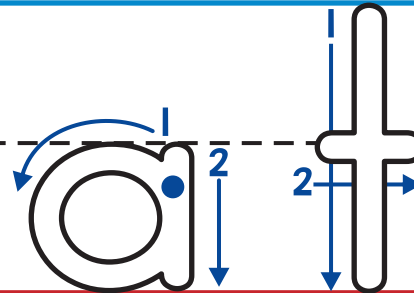


Lavinia Pop © 2013

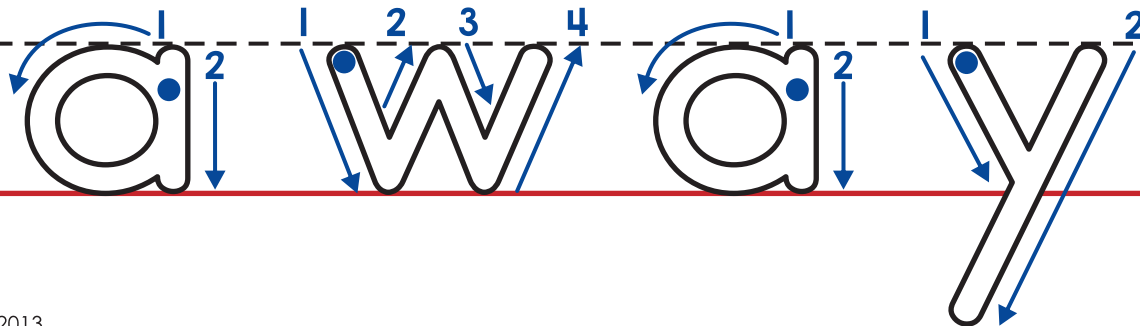




Lavinia Pop © 2013



Lavinia Pop © 2013



Lavinia Pop © 2013

