




WRITING JOURNAL 2

September

Name: _____ Date: _____

Narrative: The Frog that Turned into a Prince
Write a story following the guide.


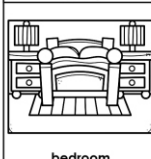

First,	Then,	Last,
		

I have checked:

<input type="checkbox"/> Capital letters	<input type="checkbox"/> Punctuation	<input type="checkbox"/> Neat handwriting
--	--------------------------------------	---

Name: _____ Date: _____

Problem Narrative 4
Write a story using the following information. What is the solution to the problem?

Character	Setting	Problem
	 bedroom	 turtle escaped the aquarium





I have checked:


<input type="checkbox"/> Capital letters	<input type="checkbox"/> Punctuation	<input type="checkbox"/> Neat handwriting
--	--------------------------------------	---

Name: _____ Date: _____

Writing to Inform: Fairy Tale Characters
Use the word bank to label the picture. Write any information you know about the topic.

Word Bank

prince	
witch	
giant	
dwarf	



I have checked:

<input type="checkbox"/> Capital letters	<input type="checkbox"/> Punctuation	<input type="checkbox"/> Neat handwriting
<input type="checkbox"/> Spaces	<input type="checkbox"/> Spelling	<input type="checkbox"/> Makes sense

Name: _____ Date: _____

Inference: What season is it?
Use the clues in the picture to answer the question. Write what you think the season is.






I have checked:

<input type="checkbox"/> Capital letters	<input type="checkbox"/> Punctuation	<input type="checkbox"/> Neat handwriting
<input type="checkbox"/> Spaces	<input type="checkbox"/> Spelling	<input type="checkbox"/> Makes sense

Name: _____ Date: _____





Writing Sentences: Apples
Write a sentence about each picture.

I have checked:

<input type="checkbox"/> Capital letters	<input type="checkbox"/> Punctuation	<input type="checkbox"/> Neat handwriting
<input type="checkbox"/> Spaces	<input type="checkbox"/> Spelling	<input type="checkbox"/> Makes sense

September
Writing Journal

Name: _____

Lavinia Pop © 2022

Thank you for downloading this product; I hope you will enjoy using it and that it will be a valuable resource for you! I value your feedback, so please don't hesitate to contact me if you have any concerns whatsoever as I will endeavour to address them. And if you like what I've done, please let me know by leaving feedback at my online store :)

Lavinia

lavinia@kinder-resources.com

ILLUSTRATIONS Kari Bolt, Little Red, Dancing Crayon Designs, Whimsy Clips, PartyHead Graphics, Ramona Majdis, Zip-a-Dee-doo-dah-Designs, Bunny on a Cloud, Krista Wallden - Creative Clips, Creating4 the Classroom, Rainbow Sprinkle Studio - Sasha Mitten

www.teacherspayteachers.com/Store/Kari-Bolt www.teacherspayteachers.com/Store/Littlered

www.dancingcrayon.com www.teacherspayteachers.com/Store/Whimsy-Clips www.teacherspayteachers.com/Store/Partyhead-Graphics

www.teacherspayteachers.com/Store/Ramona-Majdis www.teacherspayteachers.com/Store/Zip-a-dee-doo-dah-Designs

www.teacherspayteachers.com/Store/Bunny-On-A-Cloud www.teacherspayteachers.com/Store/Krista-Wallden-Creative-Clips

www.teacherspayteachers.com/Store/Creating4-The-Classroom www.teacherspayteachers.com/Store/Rainbow-Sprinkle-Studio-Sasha-Mitten

This packet contains Images used under license from Shutterstock.com

FONTS www.schoolfonts.com.au www.teacherspayteachers.com/Store/Kimberly-Geswein-Fonts
www.teacherspayteachers.com/Store/Ramonam-Graphics

PRINTING TIP This resource has been designed for printing on A4-sized paper. If you are printing on a different size, select "shrink to printable area" or "print to fit page" (or a similar option) in order for the contents of this unit to print correctly.

Copyright © 2022 by Lavinia Pop - All rights reserved by author.

Purchase of this item entitles the purchaser the right to reproduce the pages for personal and classroom use. Duplication for other classes, an entire school or commercial purposes is strictly prohibited without written permission from the author. Minor editing is permitted only for personal use, however the document remains under copyright even when edited. Posting this item in whole or in part on the Internet in any form is strictly prohibited and is a violation of the Digital Millennium Copyright Act (DMCA).

Please be fair and don't share! If you are not the original purchaser of this file, please visit my store to purchase a copy. Kinder-Resources.com

let's connect!



Kinder-Resources.com



[/inmyworldlavinia](https://www.facebook.com/inmyworldlavinia)



[/inmyworld_lavinia](https://www.instagram.com/inmyworld_lavinia)



[/lavinia](https://www.pinterest.com/lavinia)

Introduction

This pack includes 24 engaging writing pages designed to support both fiction and non-fiction writing. You'll also find 2 cover pages and extra writing + drawing pages to extend student creativity.

September Topics: Apples, Leaves, Fairy Tales, Pets

How to Use

1. Writing Sentences (Fiction & Non-Fiction): Students write a simple sentence about each picture. Great for beginning writers.
2. Directed Drawing (Fiction & Non-Fiction): Children follow the drawing directions, add details and a background, then write about their picture.
3. Inference (Fiction): Students use clues in the picture to answer a question and write a story explaining what they think happened.
4. Narrative Writing (Fiction): Students use picture prompts in the "first, then, last" boxes to guide their storytelling.
5. Problem Narrative (Fiction): Students build a story by using the character, setting, and problem prompts provided.
6. Writing to Inform (Non-Fiction): Students label the main picture using the word bank, then write an informational or instructional piece.

Educational Benefits

- Builds strong writing conventions: capitalization, punctuation, and sentence structure
- Develops composition skills: sequencing events, using story elements like character, setting, and problem/solution
- Strengthens critical thinking with inference, observation, and using picture clues
- Encourages non-fiction writing with labeling, expository sentences, and how-to pieces

Classroom Uses

- Independent writing time or early finisher tasks
- Creative journals or story notebooks for ongoing practice
- Writer's workshop mini-lessons to teach different writing genres step by step
- Writing centers or small group lessons for targeted skill practice
- Homework or morning work for extra reinforcement
- Differentiation: Use labeling pages for emerging writers and inference/narrative pages for more advanced students

Teacher Prep Tips

- Print on regular paper for journals or staple into mini booklets
- Laminate directed drawing pages to reuse with dry-erase markers
- Pair with word walls, anchor charts, or seasonal picture books for extra support

Happy Teaching :)

Name:

Date:


Lavinia Pop © 2022




Writing Sentences: Apples

Write a sentence about each picture.

Handwriting practice lines (solid top and bottom lines with a dashed middle line) for writing a sentence.



Handwriting practice lines (solid top and bottom lines with a dashed middle line) for writing a sentence.



Handwriting practice lines (solid top and bottom lines with a dashed middle line) for writing a sentence.



I have checked:

☐

Capital letters

☐

Punctuation

☐

Neat handwriting

☐

Spaces

☐

Spelling

☐

Makes sense

--



--

Lavinia Pop © 2022



Directed Drawing: Apple

Draw the picture following the directions. Write about your picture.

[illegible]

I have checked:

Capital letters

Punctuation

Neat handwriting

Spaces

Spelling

Makes sense

I have checked:		
<input type="checkbox"/> Capital letters	<input type="checkbox"/> Punctuation	<input type="checkbox"/> Neat handwriting
<input type="checkbox"/> Spaces	<input type="checkbox"/> Spelling	<input type="checkbox"/> Makes sense

Name:

Date:

Lavinia Pop © 2022



Narrative: Washing my Dog

Write a story following the guide.

First,



Then,



Last,



I have checked:

☐

Capital letters

☐

Punctuation

☐

Neat handwriting

☐

Spaces

☐

Spelling

☐

Makes sense

Name:

Date:

Lavinia Pop © 2022




Writing to Inform: Pet Homes


Use the word bank to label the picture. Write any information you know about the topic.

Word Bank


doghouse



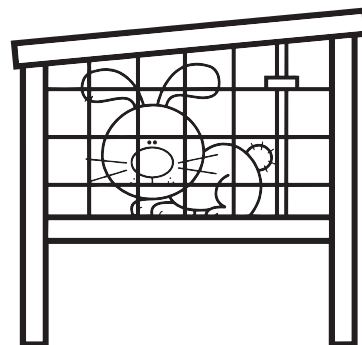



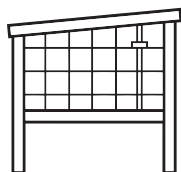
cage



aquarium



hutch



I have checked:

☐

Capital letters

☐

Punctuation

☐

Neat handwriting

☐

Spaces

☐

Spelling

☐

Makes sense