



# ALPHABET

## Beginning Sounds Wheels



Lavinia Pop

**Thank you** for downloading this product; I hope you will enjoy using it and that it will be a valuable resource for you! I value your feedback, so please don't hesitate to contact me if you have any concerns whatsoever as I will endeavour to address them. And if you like what I've done, please let me know by leaving feedback at my online store :)

Lavinia

[lavinia@kinder-resources.com](mailto:lavinia@kinder-resources.com)

**ILLUSTRATIONS** Kari Bolt, Little Red, Hidesy's Clipart, Dancing Crayon Designs, Whimsy Clips, PartyHead Graphics, Ramona Majdis, Zip-a-Dee-doo-dah-Designs, Bunny on a Cloud, Krista Wallden - Creative Clips, Creating4 the Classroom, Rainbow Sprinkle Studio - Sasha Mitten, First Class Clipart, Erin Colleen Design

[teacherspayteachers.com/Store/Kari-Bolt](https://teacherspayteachers.com/Store/Kari-Bolt)   [teacherspayteachers.com/Store/Littlered](https://teacherspayteachers.com/Store/Littlered)   [teacherspayteachers.com/Store/Hidesys-Clipart](https://teacherspayteachers.com/Store/Hidesys-Clipart)  
[dancingcrayon.com](https://dancingcrayon.com)   [teacherspayteachers.com/Store/Whimsy-Clips](https://teacherspayteachers.com/Store/Whimsy-Clips)   [teacherspayteachers.com/Store/Partyhead-Graphics](https://teacherspayteachers.com/Store/Partyhead-Graphics)  
[teacherspayteachers.com/Store/Ramona-Majdis](https://teacherspayteachers.com/Store/Ramona-Majdis)   [teacherspayteachers.com/Store/Zip-a-dee-doo-dah-Designs](https://teacherspayteachers.com/Store/Zip-a-dee-doo-dah-Designs)  
[teacherspayteachers.com/Store/Bunny-On-A-Cloud](https://teacherspayteachers.com/Store/Bunny-On-A-Cloud)   [teacherspayteachers.com/Store/Krista-Wallden-Creative-Clips](https://teacherspayteachers.com/Store/Krista-Wallden-Creative-Clips)  
[teacherspayteachers.com/Store/Creating4-The-Classroom](https://teacherspayteachers.com/Store/Creating4-The-Classroom)   [teacherspayteachers.com/Store/Rainbow-Sprinkle-Studio-Sasha-Mitten](https://teacherspayteachers.com/Store/Rainbow-Sprinkle-Studio-Sasha-Mitten)  
[teacherspayteachers.com/Store/First-Class-Clipart](https://teacherspayteachers.com/Store/First-Class-Clipart)   [teacherspayteachers.com/Store/Erin-Colleen-Design](https://teacherspayteachers.com/Store/Erin-Colleen-Design)

This packet contains Images used under license from Shutterstock.com

**FONTS** [schoolfonts.com.au](https://schoolfonts.com.au)   [teacherspayteachers.com/Store/Kimberly-Geswein-Fonts](https://teacherspayteachers.com/Store/Kimberly-Geswein-Fonts)  
[teacherspayteachers.com/Store/Ramonam-Graphics](https://teacherspayteachers.com/Store/Ramonam-Graphics)

**PRINTING TIP** This resource has been designed for printing on A4-sized paper. If you are printing on a different size, select "shrink to printable area" or "print to fit page" (or a similar option) in order for the contents of this unit to print correctly.

Copyright © 2023 by Lavinia Pop - All rights reserved by author.

Purchase of this item entitles the purchaser the right to reproduce the pages for personal and classroom use. Duplication for other classes, an entire school or commercial purposes is strictly prohibited without written permission from the author. Minor editing is permitted only for personal use, however the document remains under copyright even when edited. Posting this item in whole or in part on the Internet in any form is strictly prohibited and is a violation of the Digital Millennium Copyright Act (DMCA).

Please be fair and don't share! If you are not the original purchaser of this file, please visit my store to purchase a copy. [Kinder-Resources.com](https://Kinder-Resources.com)

let's connect!



[Kinder-Resources.com](https://Kinder-Resources.com)



[facebook.com/inmyworldlavinia](https://facebook.com/inmyworldlavinia)



[instagram.com/inmyworld\\_lavinia](https://instagram.com/inmyworld_lavinia)



[pinterest.com/lavinia](https://pinterest.com/lavinia)

# Introduction

Help children identify and match beginning sounds with these engaging Beginning Sounds Wheels! Each wheel reinforces letter-sound connections through colorful, easy-to-use clip-and-learn activities perfect for preschool and kindergarten students.

## What's Included

- 26 Beginning Sounds Wheels (A–Z)
- Each wheel features:
  - 8 picture segments per letter (mix of correct and incorrect beginning sounds)
  - Bold uppercase and lowercase focus letters in the center
  - Clear, bright illustrations for visual learners

## How to Use

1. Print and prep: Print on cardstock and laminate for durability.
2. Cut out each wheel: Use scissors or a circle cutter for smooth edges.
3. Add fine motor fun: Provide students with clothespins, paper clips, or small pegs.
4. Encourage sound practice: Have students say each word aloud before clipping to reinforce phonemic awareness.
5. Make it self-checking:
  - Place a small dot, sticker, or mark on the back of each correct answer before laminating.
  - Students can flip the wheel over to check their answers independently.

Tip: Store wheels in labeled bags or bins for quick literacy center setup or small-group review.

## Educational Benefits

- Phonemic Awareness: Strengthens the ability to hear and identify beginning sounds.
- Letter-Sound Connection: Reinforces alphabet knowledge through repetition and play.
- Fine Motor Skills: Clipping actions build coordination and hand strength.
- Independent Learning: Self-checking design promotes confidence and autonomy.
- Engagement: Encourages interactive, multisensory learning experiences.


These Beginning Sounds Wheels are an engaging way to combine phonics and fine motor practice! Perfect for literacy centers, morning tubs, small groups, or at-home review.

Happy Teaching! :)

# Beginning Sounds Wheel

Cut out the circle. Provide child with household pegs, or another clipping device, to use to clip around the circle.


\* Print on cardstock and laminate for durability.



# Beginning Sounds Wheel

Cut out the circle. Provide child with household pegs, or another clipping device, to use to clip around the circle.

\* Print on cardstock and laminate for durability.






# Beginning Sounds Wheel

Cut out the circle. Provide child with household pegs, or another clipping device, to use to clip around the circle.


\* Print on cardstock and laminate for durability.



# Beginning Sounds Wheel

Cut out the circle. Provide child with household pegs, or another clipping device, to use to clip around the circle.

\* Print on cardstock and laminate for durability.



# Beginning Sounds Wheel

Cut out the circle. Provide child with household pegs, or another clipping device, to use to clip around the circle.

\* Print on cardstock and laminate for durability.

