

NURSERY RHYME

Twinkle, Twinkle Little Star



Name: _____

Scrambled Sentences

Unscramble each sentence and write it correctly on the line.

Name: _____

Reading Comprehension

Select the correct answer to complete each sentence.

1 Twinkle, twinkle, little _____

A world,
B sky,
C star,

2 Up above the _____ so high,

A girl
B world

Name: _____

Beginning Sounds

Cut out the pictures and words and paste them under the correct letter.

D **S**

dog set

dig sky

Name: _____

Rhyming Words

Cut out the pictures and words and place them under the rhyming word.

star

twinkle

sky

sprinkle

Name: _____

Word Search

star sky twinkle

world wonder up

diamond little high

t	w	i	n	k	l	e	w
s	i	t	t	l	e	o	
t	s	t	a	w	h	e	

Name: _____

Sequencing

Cut out the pictures and paste them to show the order of events.

1

2

3

4

Name: _____

I see _____ in the sky

an asteroid

a star

a planet

a comet

the moon

NURSERY RHYME

Twinkle, Twinkle, Little Star

Name: _____

Thank you for downloading this product; I hope you will enjoy using it and that it will be a valuable resource for you! I value your feedback, so please don't hesitate to contact me if you have any concerns whatsoever as I will endeavour to address them. And if you like what I've done, please let me know by leaving feedback at my online store :)

Lavinia

lavinia@kinder-resources.com

ILLUSTRATIONS Kari Bolt, Little Red, Hidesy's Clipart, Dancing Crayon Designs, Whimsy Clips, PartyHead Graphics, Ramona Majdis, Zip-a-Dee-doo-dah-Designs, Bunny on a Cloud, Krista Wallden - Creative Clips, Creating4 the Classroom, Rainbow Sprinkle Studio - Sasha Mitten, First Class Clipart, Erin Colleen Design

teacherspayteachers.com/Store/Kari-Bolt teacherspayteachers.com/Store/Littlered teacherspayteachers.com/Store/Hidesys-Clipart
dancingcrayon.com teacherspayteachers.com/Store/Whimsy-Clips teacherspayteachers.com/Store/Partyhead-Graphics
teacherspayteachers.com/Store/Ramona-Majdis teacherspayteachers.com/Store/Zip-a-dee-doo-dah-Designs
teacherspayteachers.com/Store/Bunny-On-A-Cloud teacherspayteachers.com/Store/Krista-Wallden-Creative-Clips
teacherspayteachers.com/Store/Creating4-The-Classroom teacherspayteachers.com/Store/Rainbow-Sprinkle-Studio-Sasha-Mitten
teacherspayteachers.com/Store/First-Class-Clipart teacherspayteachers.com/Store/Erin-Colleen-Design

This packet contains Images used under license from Shutterstock.com

FONTS schoolfonts.com.au teacherspayteachers.com/Store/Kimberly-Geswein-Fonts
teacherspayteachers.com/Store/Ramonam-Graphics

PRINTING TIP This resource has been designed for printing on A4-sized paper. If you are printing on a different size, select "shrink to printable area" or "print to fit page" (or a similar option) in order for the contents of this unit to print correctly.

Copyright © 2020 by Lavinia Pop - All rights reserved by author.

Purchase of this item entitles the purchaser the right to reproduce the pages for personal and classroom use. Duplication for other classes, an entire school or commercial purposes is strictly prohibited without written permission from the author. Minor editing is permitted only for personal use, however the document remains under copyright even when edited. Posting this item in whole or in part on the Internet in any form is strictly prohibited and is a violation of the Digital Millennium Copyright Act (DMCA).

Please be fair and don't share! If you are not the original purchaser of this file, please visit my store to purchase a copy. Kinder-Resources.com

let's connect!



Kinder-Resources.com



facebook.com/inmyworldlavinia



instagram.com/inmyworld_lavinia



pinterest.com/lavinia

Introduction

This resource includes a comprehensive collection of worksheets and activities based on the classic nursery rhyme Twinkle, Twinkle Little Star. Designed for preschool, kindergarten, and first grade students, these activities support the development of phonemic awareness, reading fluency, comprehension, vocabulary development, and sequencing while making learning interactive and enjoyable.

Contents:

1. Nursery Rhyme Poster (Color + Black and White)

- Display the full-color poster in your classroom or during circle time.
- Provide blackline copies for children to color, highlight words, or take home for practice.

2. Half-Page Mini Booklet (Black and White)

- Assemble by stacking, cutting along the middle, and stapling.
- Children can color their own copy, read it aloud, and retell the rhyme to peers or family, building confidence in fluency.

3. Reading Comprehension Sheets

Two differentiated options:

- With picture prompts for emerging readers.
- Without picture prompts for independent practice.

4. Flip Book with Worksheets (Color + Black and White)

- Assemble by cutting and stapling the flip cards.
- Accompanying worksheets include:
 - Writing and illustrating words from the flip book.
 - Tracing the nursery rhyme title and writing sentences from the flip book.

5. Cut and Paste Sequencing Activity

Children cut and paste pictures into the correct order to reinforce story structure.

6. Connect the Dots Page

Students connect the dots to reveal a picture from the rhyme, building fine motor skills and visual recognition.

7. Cut and Paste Beginning Sounds Activity

Learners match picture and word cards under the correct beginning letter.

8. Cut and Paste Rhyming Words Activity

Students sort picture and word cards to match rhyming partners.

9. Make Your Own Nursery Rhyme Page

Children create their own version of the rhyme by pasting pictures into empty boxes, encouraging creativity and sequencing.

10. Sentence Scrambles (3 Pages)

Students color the top image, cut apart the word cards, paste them in the correct order, and write the complete sentence on provided lines.

11. Word Search Puzzle

A fun extension activity where children locate rhyme-related words in the grid and color the letters.

12. Nursery Rhyme Puppets

Students color, cut, and attach characters to popsicle sticks for oral retelling, dramatic play, or partner reading.

13. Pocket Chart Strips

- Print, cut, and laminate for durability.
- Use for retelling, sequencing, picture-text matching, or challenging students to rebuild the rhyme word by word.

How to Use

- **Whole Group:** Introduce the rhyme with the poster, act it out with puppets, or sequence it together using pocket chart strips.
- **Small Group:** Work through comprehension sheets, sequencing activities, or beginning sounds practice for guided support.
- **Literacy Centers:** Provide independent activities like the flip book, rhyming sorts, or sentence scrambles.
- **At Home:** Send booklets, puppets, or the word search for extra practice with families.

Educational Benefits

These activities help children develop:

- Phonemic Awareness (rhyming, beginning sounds)
- Phonics (letter-sound connections, word recognition)
- Reading Fluency (repeated readings through posters, booklets, flip books)
- Comprehension (questions, sequencing, retelling)
- Vocabulary (exposure to rhyme-related words)
- Fine Motor Skills (cutting, coloring, pasting, assembling)
- Creativity & Storytelling (make-your-own rhyme, puppet retellings)

The Twinkle, Twinkle Little Star packet offers a wide variety of activities to make nursery rhyme learning fun and meaningful. With posters, booklets, comprehension practice, and interactive play, this resource is versatile enough for classrooms, small groups, or at-home learning.

Happy Teaching! :)




Twinkle, Twinkle, Little Star

Twinkle, twinkle, little star,
How I wonder what you are!
Up above the world so high,
Like a diamond in the sky.
Twinkle, twinkle, little star,
How I wonder what you are!

NURSERY

RHYME




Twinkle, Twinkle, Little Star

Name

Lavinia Pop © 2020

NURSERY

RHYME




Twinkle, Twinkle, Little Star

Name

Lavinia Pop © 2020

Name: _____

By Lavinia Pop © 2020




Beginning Sounds


Cut out the pictures and words and paste them under the correct letter.

D

S

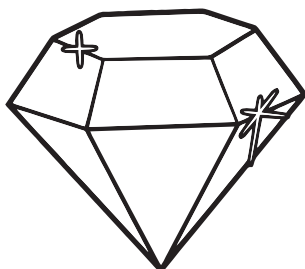


dog




set

sun




dig




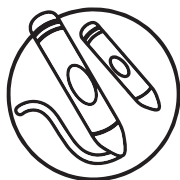
Name: _____

By Lavinia Pop © 2020





Scrambled Sentences

Unscramble each sentence and write it correctly on the line.



--	--	--	--





is	The	little.	star
----	-----	---------	------