


Word Families

Fill in the Blanks



Name: _____


Word Families Fill in the Blanks by Lavinia Pop © 2015

ab



Word Family Practice

Choose a word from the box to complete each sentence.



1. I see a red _____ on the sand.
2. My dad works in a _____.
3. We rode in a _____ to the zoo.
4. Put one _____ of paint on the paper.
5. Can you turn to the first _____ in this book?

Thank you for downloading this product; I hope you will enjoy using it and that it will be a valuable resource for you! I value your feedback, so please don't hesitate to contact me if you have any concerns whatsoever as I will endeavour to address them. And if you like what I've done, please let me know by leaving feedback at my online store :)

Lavinia

lavinia@kinder-resources.com

ILLUSTRATIONS Kari Bolt, Erin Colleen Design, Little Red, Whimsy Clips, PartyHead Graphics, Ramona Majdis, Zip-a-Dee-doo-dah-Designs, Bunny on a Cloud, Krista Wallden - Creative Clips, Creating4 the Classroom, Rainbow Sprinkle Studio - Sasha Mitten, First Class Clipart, ClipArtisan, Muggy Studio

[teacherspayteachers.com/Store/Kari-Bolt](https://www.teacherspayteachers.com/Store/Kari-Bolt) [teacherspayteachers.com/Store/Erin-Colleen-Design](https://www.teacherspayteachers.com/Store/Erin-Colleen-Design)
[teacherspayteachers.com/Store/Littlered](https://www.teacherspayteachers.com/Store/Littlered) [teacherspayteachers.com/Store/Whimsy-Clips](https://www.teacherspayteachers.com/Store/Whimsy-Clips) [teacherspayteachers.com/Store/Partyhead-Graphics](https://www.teacherspayteachers.com/Store/Partyhead-Graphics)
[teacherspayteachers.com/Store/Ramona-Majdis](https://www.teacherspayteachers.com/Store/Ramona-Majdis) [teacherspayteachers.com/Store/Zip-a-dee-doo-dah-Designs](https://www.teacherspayteachers.com/Store/Zip-a-dee-doo-dah-Designs)
[teacherspayteachers.com/Store/Bunny-On-A-Cloud](https://www.teacherspayteachers.com/Store/Bunny-On-A-Cloud) [teacherspayteachers.com/Store/Krista-Wallden-Creative-Clips](https://www.teacherspayteachers.com/Store/Krista-Wallden-Creative-Clips)
[teacherspayteachers.com/Store/Creating4-The-Classroom](https://www.teacherspayteachers.com/Store/Creating4-The-Classroom) [teacherspayteachers.com/Store/Rainbow-Sprinkle-Studio-Sasha-Mitten](https://www.teacherspayteachers.com/Store/Rainbow-Sprinkle-Studio-Sasha-Mitten)
[teacherspayteachers.com/Store/First-Class-Clipart](https://www.teacherspayteachers.com/Store/First-Class-Clipart) [etsy.com/au/shop/ClipArtisan](https://www.etsy.com/au/shop/ClipArtisan) [teacherspayteachers.com/Store/Muggy-Studio](https://www.teacherspayteachers.com/Store/Muggy-Studio)

This packet contains Images used under license from Shutterstock.com

FONTS schoolfonts.com.au [teacherspayteachers.com/Store/Kimberly-Geswein-Fonts](https://www.teacherspayteachers.com/Store/Kimberly-Geswein-Fonts)
[teacherspayteachers.com/Store/Ramonam-Graphics](https://www.teacherspayteachers.com/Store/Ramonam-Graphics)

PRINTING TIP This resource has been designed for printing on A4-sized paper. If you are printing on a different size, select "shrink to printable area" or "print to fit page" (or a similar option) in order for the contents of this unit to print correctly.

Copyright © 2015 by Lavinia Pop - All rights reserved by author.

Purchase of this item entitles the purchaser the right to reproduce the pages for personal and classroom use. Duplication for other classes, an entire school or commercial purposes is strictly prohibited without written permission from the author. Minor editing is permitted only for personal use, however the document remains under copyright even when edited. Posting this item in whole or in part on the Internet in any form is strictly prohibited and is a violation of the Digital Millennium Copyright Act (DMCA).

Please be fair and don't share! If you are not the original purchaser of this file, please visit my store to purchase a copy. Kinder-Resources.com

let's connect!



Kinder-Resources.com



facebook.com/inmyworldlavinia



instagram.com/lavinia_kinder_resources



pinterest.com/lavinia

Introduction

These CVC and CCVC Sentence Worksheets give children meaningful practice reading simple sentences and choosing the correct word to complete each one. The sentences are short and predictable, include a variety of ending punctuation, and are supported by picture clues to help young learners build confidence as they read and write in context.

What's Included

- 29 worksheets targeting CVC and CCVC words
 - Fill in the blank sentences paired with a matching word bank
 - A mix of short vowel patterns and familiar high-frequency words
 - Sentences that use full stops, question marks, and exclamation marks
 - Picture clues to support vocabulary and comprehension
 - Space for students to neatly write the missing word on the line

How to Use

- Use as whole-class reading and writing practice by modelling how to read the sentence, check the picture clue, and choose the correct word.
- Add pages to literacy centers for independent or partner work.
- Use in small groups to support students who are beginning to read CVC and CCVC words in sentences.
- Send home for extra reading and writing practice.
- Use as morning work, early finisher tasks, or quick review after a phonics lesson.

Educational Benefits

- Strengthens decoding skills as students read CVC and CCVC words in complete sentences.
- Builds sentence comprehension through selecting the word that makes sense in context.
- Reinforces correct sentence structure, including capital letters and punctuation.
- Develops vocabulary and oral language as students read aloud and discuss their answers.
- Supports handwriting skills by asking students to write the missing word correctly.

Classroom Tips

- Model the first page with your students to show how to blend, read the sentence, check the picture clue, and choose the best word.
- Encourage students to reread each sentence after writing the missing word to check accuracy and meaning.
- Differentiate by reducing the word bank for some learners or allowing others to write a word independently without using the bank.
- Keep completed worksheets in a booklet so students can reread their work and build fluency.

Happy Teaching :)

Word Families Included

1. ab
2. ad
3. ag
4. am
5. an
6. ap
7. at
8. ed
9. eg
10. en
11. et
12. ib
13. id
14. ig
15. im
16. in
17. ip
18. it
19. ob
20. od
21. og
22. op
23. ot
24. ub
25. ud
26. ug
27. um
28. un
29. ut

Name: _____

ab



Word Family Practice


Choose a word from the box to complete each sentence.



cab




lab



crab



dab



tab

1. I see a red _____ on the sand.
2. My dad works in a _____ .
3. We rode in a _____ to the zoo.
4. Put one _____ of paint on the paper.
5. Can you turn to the first _____ in this book?

Name: _____


Word Families Fill in the Blanks by Lavinia Pop © 2015

ig



Word Family Practice

Choose a word from the box to complete each sentence.



big




dig



pig



fig



wig

1. Why is that _____ rolling in the mud?

2. She ate the last purple _____.

3. Our dog likes to _____ in the yard all day long!

4. He sat on the _____ chair.

5. The girl put on a short _____.

Name: _____

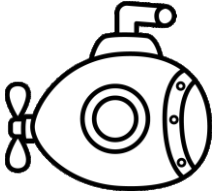
Word Families Fill in the Blanks by Lavinia Pop © 2015

ub



Word Family Practice


Choose a word from the box to complete each sentence.



sub



club



tub



rub



cub

1. I held the golf _____ in my hands.

2. He will _____ his eyes when he is tired.

3. The bear _____ is so cute!

4. I have a yellow toy _____ that I like to play with.

5. Did you fill the _____ with water?