

Flip BOOKS Christmas

Name _____

Lavinia Pop © 2013

I see one

Glue/Staple




candle.

Name: _____

Lavinia Pop © 2013

one

 Trace the following word.

one one one one

 Write 4 sentences from your flip book.

1 _____

2 _____




Name _____



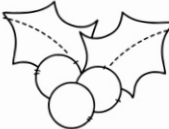
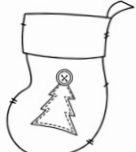
Lavinia Pop © 2013

I see one

Glue/Staple



candle.

 candy cane.	 wreath.	 holly.	 stocking.
---	---	--	---

has, to, one, my, can, eat, is, the, give

Lavinia Pop

Thank you for downloading this product; I hope you will enjoy using it and that it will be a valuable resource for you! I value your feedback, so please don't hesitate to contact me if you have any concerns whatsoever as I will endeavour to address them. And if you like what I've done, please let me know by leaving feedback at my online store :)

Lavinia

lavinia@kinder-resources.com



Kinder-Resources.com

let's connect!



facebook.com/inmyworldlavinipop



instagram.com/inmyworld_lavinipop



pinterest.com/lavinipop

FONTS schoolfonts.com.au
teacherspayteachers.com/Store/Kimberly-Geswein-Fonts
teacherspayteachers.com/Store/Ramonam-Graphics

ILLUSTRATIONS Kari Bolt, Little Red, Hidesy's Clipart, Dancing Crayon Designs, Whimsy Clips, PartyHead Graphics, Ramona Majdis, Zip-a-Dee-doo-dah-Designs, Bunny on a Cloud, Krista Wallden - Creative Clips, Creating4 the Classroom, Rainbow Sprinkle Studio - Sasha Mitten, First Class Clipart, Erin Colleen Design

teacherspayteachers.com/Store/Kari-Bolt teacherspayteachers.com/Store/Littlered teacherspayteachers.com/Store/Hidesys-Clipart
dancingcrayon.com teacherspayteachers.com/Store/Whimsy-Clips teacherspayteachers.com/Store/Partyhead-Graphics
teacherspayteachers.com/Store/Ramona-Majdis teacherspayteachers.com/Store/Zip-a-dee-doo-dah-Designs
teacherspayteachers.com/Store/Bunny-On-A-Cloud teacherspayteachers.com/Store/Krista-Wallden-Creative-Clips
teacherspayteachers.com/Store/Creating4-The-Classroom teacherspayteachers.com/Store/Rainbow-Sprinkle-Studio-Sasha-Mitten
teacherspayteachers.com/Store/First-Class-Clipart teacherspayteachers.com/Store/Erin-Colleen-Design

This packet contains Images used under license from Shutterstock.com

PRINTING TIP: This resource has been designed for printing on A4-sized paper. If you are printing on a different size, select "shrink to printable area" or "print to fit page" (or a similar option) in order for the contents of this unit to print correctly.

Copyright © 2013 by Lavinia Pop - All rights reserved by author.

Purchase of this item entitles the purchaser the right to reproduce the pages for personal and classroom use. Duplication for other classes, an entire school or commercial purposes is strictly prohibited without written permission from the author. Minor editing is permitted only for personal use, however the document remains under copyright even when edited. Posting this item in whole or in part on the Internet in any form is strictly prohibited and is a violation of the Digital Millennium Copyright Act (DMCA).

Please be fair and don't share! If you are not the original purchaser of this file, please visit my store to purchase a copy. Kinder-Resources.com

INTRODUCTION


About this book

This book contains 9 Christmas sight word flip books in black & white and color. Each booklet is accompanied by a worksheet where children trace the focus sight word and then write some of their favorite sentences from the flip book.

Directions for use

To assemble the flip books, cut out each rectangle, then along the lines of the bottom rectangle. Make sure that the top rectangle is left intact as it will form the base for the flip book! Arrange the “flips” (pages) one on top of the other and staple them to the base. Students will have lots of fun reading their flip books over and over again to friends and family! Once children have finished reading their flip book, they can complete the recording sheet included for each booklet.

Happy Teaching :)



The top and bottom rectangles have been cut out. The TOP rectangle has been left intact as it will form the base for the flip book.



The “flips” (pages) have been placed one on top of the other and stapled or glued to the base.

Name _____

Lavinia Pop © 2013

Glue/Staple



The present is

purple.

Glue/Staple

Glue/Staple

Glue/Staple



red.



yellow.



green.



blue.

Name: _____

Lavinia Pop © 2013

is



Trace the following word.

is is is is



Write 4 sentences from your flip book.

1

2

3

4

Name _____

Lavinia Pop © 2013

Glue/Staple

The present is



purple.

Glue/Staple



red.

Glue/Staple



yellow.

Glue/Staple



green.



blue.